Technology for The Best

QS9000/ISO9001/CE MARK CERTIFIED QUALITY SYSTEMS

CE MARK Certified

SMICC QS9000(ISO9001)Certified

APPROVED PED 97/23/EC The EC Pressure Equipment Directive

TÜV Rheinland RoHS COMPLIANT

BICC KS A / ISO 9001/ ISO 14001:2004 CERTIFIED

The Best Quality and Long Life...
More Compact and More Powerful

BESTEC CYLINDERS

BESTEC CO.,LTD.

VER. 2013-K1

제품목록 INDEX

시리즈 SERIES	코드 CODE	실린더외경 Cylinder Dia.	로드직경 Rod Dia.	FORCE(Kgf) 초기하중 Fi	FORCE(Kgf) 최대하중 Ff	배관연결 Hose Connect.	Page
100	N100	19	10	100	160		8
	NS100						10
	NSC100						12
170	NT170	19	10	170	270		14
200	N200	25	14	200	300		16
	NS200						18
	NSC200						20
250	NC250	38	15	250	400		22
320	NT320	25	14	320	520		24
350	N350	32	18	350	560		26
	NS350						28
	NSC350						30
	NT350						32
	NTT350 NEW	32	16	350	560		34
400	NP400	25	14	400	640		36
500	N500	38	22	500	800		38
	NB500						40
	NS500						42
	NSB500						44
	NSC500						46
	NM500						48
	NC500	45	20	500	800	○	50
	NK500	45	20	470	750		52
	NT500	38	20	500	800		54
	NTT500 NEW						56
700	N700	45	25	700	1200		60
	NB700					○	62
	NS700						64
	NSB700					○	66
	NSC700						68
	NP700	32	18	700	1120		70
750	NC750	50	25	750	1200	○	72
	NK750	50	25	740	1180	○	74
	NT750	45	25	750	1200		76
	NTT750 NEW						78
1000	N1000	50	30	1000	1600		80
	NB1000					○	82
	NS1000						84
	NSB1000					○	86
	NSC1000						88
	NC1000	63	30	1000	1600	○	90
	NT1000	50	28	1000	1600	○	92
	NTT1000 NEW					○	94
	NP1000	38	25	1000	1600		96
1500	N1500	63	36	1500	2400		100
	NB1500					○	102
	NS1500						104
	NSB1500					○	106
	NSC1500						108
	NC1500	75	36	1500	2400	○	110
	NK1500					○	112
	NT1500	63	36	1500	2400	○	114
	NTT1500 NEW					○	116

제품목록 INDEX

시리즈 SERIES	코드 CODE	실린더외경 Cylinder Dia.	로드직경 Rod Dia.	FORCE(Kgf) 초기하중 Fi	FORCE(Kgf) 최대하중 Ff	배관연결 Hose Connect.	Page
2000	NP2000	50	36	2000	3200		118
	NPS2000					○	120
2400	NT2400	75	45	2400	3800	○	122
	NTT2400 NEW					○	124
2500	N2500	75	45	2500	4000		126
	NB2500					○	128
	NS2500						130
	NSB2500					○	132
	NSC2500						134
3000	NC3000	95	50	3000	4800	○	136
	NP3000	63	46	3000	4800		138
	NPS3000					○	140
4000	N4000	95	60	4000	6400		142
	NB4000					○	144
	NS4000						146
	NSB4000					○	148
	NSC4000						150
	NP4000	75	56	4000	6400		152
	NPS4000					○	154
4200	NT4200	95	60	4200	6800	○	156
	NTT4200 NEW					○	158
5000	NC5000	120	65	5000	8000	○	162
6600	NT6600	120	80	6600	11000	○	164
	NTT6600 NEW	120	75	6600	11000	○	166
7000	NP7000	95	70	7000	11200		168
	NPS7000					○	170
7500	N7500	120	80	7500	12000		172
	NB7500					○	174
	NS7500						176
	NSB7500					○	178
	NSC7500						180
	NC7500	150	80	7500	12000	○	182
9500	NT9500	150	90	9500	15200	○	184
	NTT9500 NEW					○	186
10000	NC10000	195	95	10000	16000	○	188
	NP10000	120	90	10000	16000		190

기술자료 Technical Data		Page
제품특성과 주의사항 Technical information	가스스프링 압력 그래프 Performance Diagram	2~4
시스템 설치 System Fitting	호스연결형 실린더 System Connected Cylinders	192
시스템 설치 예도 Fitting Example		193
연결용 호스/스위벨 Hose & Swivel PH/PHS	멀티 디스트리뷰터 Multi-distributor BMD-10	194
시스템제어 패널 System Control Pannel BCP-315	퀵-커플러 차징유니트 Quick Coupler Charging Unit BCU-150	195
충진용 아답터 Charging Adapter BCB-M5/M6/M8	감압용 아답터 Discharging Adaper BDB-M5/M6/M8	195
실린더↔호스 연결 Cylinder to Hose	호스↔호스 연결 Hose to Hose	196
어큐뮤레이터 BAT-000 Accumulator BAT-000		197
압력제어 유니트 Pressure Control Unit BCC-180		198
부스터 Booster BCB-300		199

개요 Summary	Page	개요 Summary	Page
초기하중 100kgf~500kgf	6~7	초기하중 700kgf~1000kgf	58~59
초기하중 1500kgf~4200kgf	98~99	초기하중 5000kgf~10000kgf	160~161

제품특징 Product Advantage

장기수명 Long Life

베스텍실린더는 내마모성이 우수합니다. 표면조도 Ra0.01㎛이하,경도HRC72-73(HV1200)이상의 경이적인 로드의 품질과 자체설계한 고성능 씰이 베스텍실린더의 내구수명을 보장하여 줍니다. 중소기업청 공인 1억mm 마찰실험 후 감압률은 불과 5%이하였습니다.

BESTEC Cylinder guarantees long life more than 100million mm of total strokes thanks to the self-designed high performance gas-holding seal and the fine finished rod surface which has Ra≤0.01㎛ of surface-roughness and over Hv1200 of hardness, the most important factors to the cylinder life.
Government authorized life test from SMBA, the gas-leakage was under 5% after 100million strokes.

원가절감 Space & Cost Saving

베스텍실린더는 타 제품 대비 컴팩트한 구조로 귀사의 금형공간에 여유를 확보하여 줍니다. 또한 30% 이상의 고하중을 실현하여 귀사의 토탈 코스트를 절감하여 줄 것입니다.

More compact design and powerful spring forces ensure the space saving and total cost reduction more than 30%.

절대안전 Safety

압출소재의 실린더와 래치구조의 피스톤은 파이프용접 방식과 로크링 체결 방식을 채택한 타 제품과 달리 어떠한 경우에도 귀하의 안전성을 확보하여 줍니다.

Rigid seameless cylinder body and mechanical latched piston-rod different from competitors who use welded tube and lock-ring keep you safe from any of accident.

제품특성과 주의사항 Technical Information

사용 온도

실린더의 적정 사용 온도는 80°C 이하입니다. 고온에서 사용할 경우 SEAL 효율이 감소되어 수명이 짧아지게 됩니다. 따라서 고온 사용시 ROAD부의 과열 방지를 위하여 윤활을 권장합니다.

Working Temperature

The max. Working temperature is under 80°c.
Higher temperature reduces seal efficiency and service life.
We recommend to lubricate on piston to prevent overheating.

사용 속도와 스트로크

실린더의 적정 사용 속도는 35m/min 이하 입니다.
아래의 공식을 이용하여 사용 속도를 산정하여 주십시요.
(분당작동횟수 X 스트로크mm X 2)÷1000<35m/min
사용 스트로크는 카다록에 명기된 공칭 스트로크 범위내에서 제한없이 사용 할 수 있습니다.

Working Speed & Stroke

Do not exceed 35m/min Below is formula to calculate the speed.
(Number. Of Cycle/min X mm Stroke X2)÷1000<35m/min
No Stroke restrictions, Actual stroke can be reached to the full stroke(Table Stroke).

윤활

실린더는 무급유 사용을 전제로 제작되었습니다.
그러나 ROD부에 적정한 윤활을 시행할 경우 마찰계수가 감소되고 SEAL 보호 효과가 있어 수명이 비약적으로 상승됩니다.

Lubrication

Basically, can be operated cylinders without lubrication. But the piston rod is lubricated, thus reducing the friction on seal and greatly increasing the service life.

충진압력과 하중특성

초기하중에 대한 최대하중의 변환비는 약1.6배입니다.
초기하중Fi(Kgf)=ROD단면적(㎠) X 충진압력(bar)
스트로크에 따른 능력의 계산은 다음 공식을 참조하십시오.
하중증가÷스트로크=(최대하중-초기하중)÷공칭최대스트로크
표준 충진압력은 140bar 전후로 약 +20°C에서 충진하였습니다.
비표준 충진압력은 발주시 명기하여 주십시요.
온도 1°C 상승(하강)할 경우 압력은 0.36%상승(하강)됩니다.

Pressure and Cylinder Force

Force increasing ratio between end and initial stroke is about 1.6.
Force(Kgf)=Rod section(㎠) X Pressure(bar)
Increasing force can be calculated by below formula.
Increase force÷Stroke=(Final-Initial force)÷max.Stroke
Pressure is charged at about 140 bar in ambient temperature+20°c and Pressure variation is 0.36% for each degree.

피스톤 로드

실린더 ROD부 경도와 조도는 Hv1200이상, Ra0.01㎛이하로 정밀 가공되어 있습니다. 운반이나 사용시 ROD부가 손상되지 않도록 주의하여 주시고 이물질이 침투되지 않게 보호하여 주십시요.

Piston Rod

The piston rod is finished over Hv1200 and under Ra0.01㎛. Handle with maximum care to avoid scratches and scoring to rod surface.

주의사항 Attention

1. 반드시 질소(N2) 가스만 충진하여야 합니다.
Charge with Nitrogen (N2) gas only.

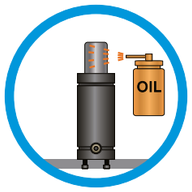

2. 수명 연장과 로드 손상을 방지하기 위하여 적정 윤활유 사용을 권장합니다.
We recommend the use of lubricant to increase the service life and protect from demage.

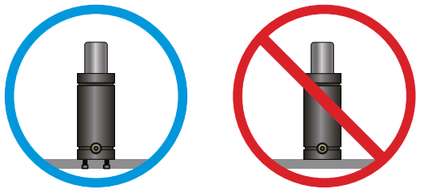

3. 하단 볼트나 마운트로 고정하여 사용합니다.
All the cylinders must be fastened with screw and mounting bases.

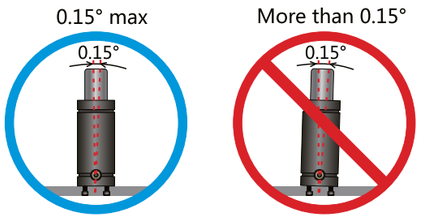

4. 실린더는 스트로크 방향과 0.15°이내 수직면을 유지하여야 합니다.
The work stroke must be perpendicular to the base of cylinder within 0.15°.



5. 실린더의 적정 사용 온도는 80°C 이하입니다.
The max. working temperature is 80°C.

6. 가스스프링을 임의로 기계 가공하거나 용접, 분해하지 마십시오.
Do not mechanical work, welding and disassemble on the cylinder.

스프링 하중 계산공식

Spring Force Calculation related to the Charging Pressure and Stroke performance

The **Best Quality** and Long Life...
More Compact and More Powerful

충진압력에 따른 스프링 초기하중
Initial Spring Force related to the Charging Pressure

분류		N/NB/NS/NSB/NSC/NM 충진압력 Charging Pressure [Kgf/㎠(bar)]										
규격	초기하중	50	60	70	80	90	100	110	120	130	140	150
100	Kgf (daN)	39	47	55	63	71	79	86	94	102	110	118
200		77	92	108	123	138	154	169	185	200	215	231
350		127	153	178	203	229	254	280	305	331	356	382
500		190	228	266	304	342	380	418	456	494	532	570
700		245	294	343	393	442	491	540	589	638	687	736
1000		353	424	495	565	636	707	777	848	918	989	1060
1500		509	610	712	814	916	1017	1119	1221	1323	1424	1526
2500		795	954	1113	1272	1431	1590	1749	1908	2067	2225	2384
4000		1413	1696	1978	2261	2543	2826	3109	3391	3674	3956	4239
7500		2512	3014	3517	4019	4522	5024	5526	6029	6531	7034	7536

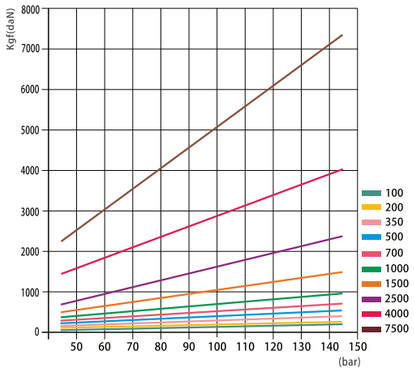

분류		NC/NK 충진압력 Charging Pressure [Kgf/㎠(bar)]										
규격	초기하중	50	60	70	80	90	100	110	120	130	140	150
250	Kgf (daN)	88	106	124	141	159	177	194	212	230	247	265
500		157	188	220	251	283	314	345	377	408	440	471
750		245	294	343	393	442	491	540	589	638	687	736
1000		353	424	495	565	636	707	777	848	918	989	1060
1500		509	610	712	814	916	1017	1119	1221	1323	1424	1526
3000		981	1178	1374	1570	1766	1963	2159	2355	2551	2748	2944
5000		1658	1990	2322	2653	2985	3317	3648	3980	4312	4643	4975
7500		2512	3014	3517	4019	4522	5024	5526	6029	6531	7034	7536
10000		3542	4251	4959	5668	6376	7085	7793	8502	9210	9918	10627

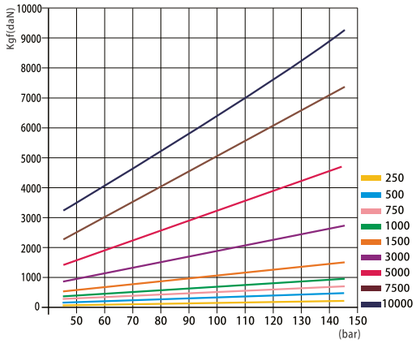

분류		NT/NTT 충진압력 Charging Pressure [Kgf/㎠(bar)]										
규격	초기하중	50	60	70	80	90	100	110	120	130	140	150
170	Kgf (daN)	39	47	55	63	71	79	86	94	102	110	118
320		77	92	108	123	138	154	169	185	200	215	231
350		127	153	178	203	229	254	280	305	331	356	382
NTT350		100	121	141	161	181	201	221	241	261	281	301
500		157	188	220	251	283	314	345	377	408	440	471
750		245	294	343	393	442	491	540	589	638	687	736
1000		308	369	431	492	554	615	677	739	800	862	923
1500		509	610	712	814	916	1017	1119	1221	1323	1424	1526
2400		795	954	1113	1272	1431	1590	1749	1908	2067	2225	2384
4200		1413	1696	1978	2261	2543	2826	3109	3391	3674	3956	4239
6600		2512	3014	3517	4019	4522	5024	5526	6029	6531	7034	7536
NTT6600		2208	2649	3091	3533	3974	4416	4857	5299	5740	6182	6623
9500		3179	3815	4451	5087	5723	6359	6994	7630	8266	8902	9538

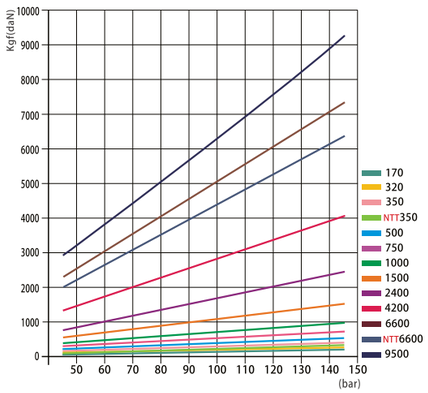

분류		NP/NPS 충진압력 Charging Pressure [Kgf/㎠(bar)]										
규격	초기하중	50	60	70	80	90	100	110	120	130	140	150
400	Kgf (daN)	157	188	220	251	283	314	345	377	408	440	471
700		265	318	371	425	478	531	584	637	690	743	796
1000		330	396	462	528	594	660	726	792	858	924	990
2000		628	754	879	1005	1130	1256	1382	1507	1633	1758	1884
3000		981	1178	1374	1570	1766	1963	2159	2355	2551	2748	2944
4000		1413	1696	1978	2261	2543	2826	3109	3391	3674	3956	4239
7000		2388	2866	3343	3821	4298	4776	5254	5731	6209	6686	7164
10000		3542	4251	4959	5668	6376	7085	7793	8502	9210	9918	10627

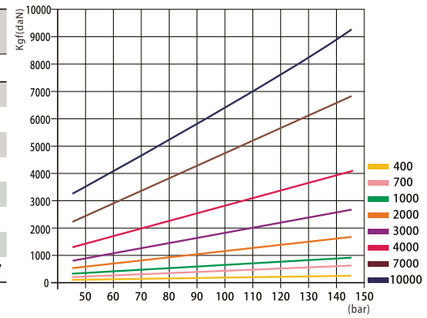

스트로크 변위에 따른 초기하중 대비 최대하중 변환률
Force Increasing Ratio

모든 실린더의 초압 대비 종압의 증압비는 약1.6배로 일정합니다.
All the cylinders Force increasing ratio between initial and end stroke is about 1.6

1.충진압력에 따른 스프링 초기하중 계산
Initial Spring Force related to the Charging Pressure

① $F_i = \frac{\pi}{4} d^2 \times P$ ② $F_f = F_i \times I_f$

F_i : 초기하중/Initial Force(Kgf,daN)
F_f : 최대하중/Final Force(Kgf,daN)
P : 충진압력/Charging pressure(bar,Kgf/㎠)
d : 로드직경/Rod diameter(cm)
I_f : 증압률/Pressure Increasing Factor(1.6배)

예)N1000-50을 100Kgf/㎠(bar)로 충진하였을 경우 스프링 초기하중 및 최대하중 계산.
F_i and F_f,when apply to charging pressure 100bar to the N1000-50

$$F_i = \frac{3.14}{4} \times d^2 \times P = \frac{3.14}{4} \times 3^2 \times 100 = 706.5 kgf(daN)$$
$$F_f = F_i \times I_f = 706.5 \times 1.6 = 1130.4 kgf(daN)$$

2.스트로크 구간에 따른 스프링 초기하중 계산
Force Increasing related to the Stroke Performance

① $F_a = F_i + \Delta F$ ② $\Delta F = \frac{(F_f - F_i)}{max.STROKE} \times act.STROKE$

F_a : 임의 스트로크에서 스프링 하중/Spring force at performed stroke(kgf,daN)
ΔF : 하중 증가분/Increased spring force at performed stroke(kgf,daN)
F_i : 초기하중/Initial Force(kgf,daN)
F_f : 최대하중/Final Force(kgf,daN)

예)N1000-50의 스트로크 25mm 진행시의 하중 계산
F_a,stroke performed to 25mm of N1000-50

$$\Delta F = \frac{(F_f - F_i)}{max.STROKE} \times act.STROKE = \frac{(1600-1000)}{50} \times 25 = 300 kgf$$
$$F_a = 1000 + 300 = 1300 kgf(daN)$$

초기하중 100 Initial Force

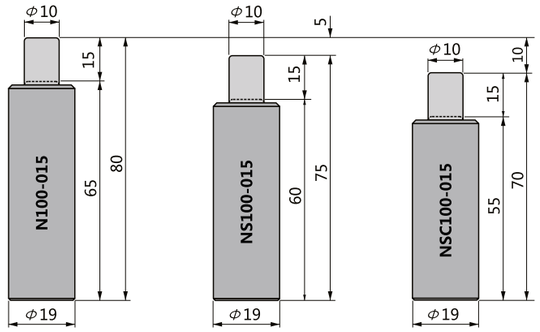

초기하중 170 Initial Force

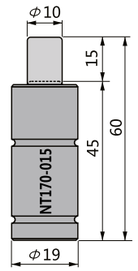

초기하중 200 Initial Force

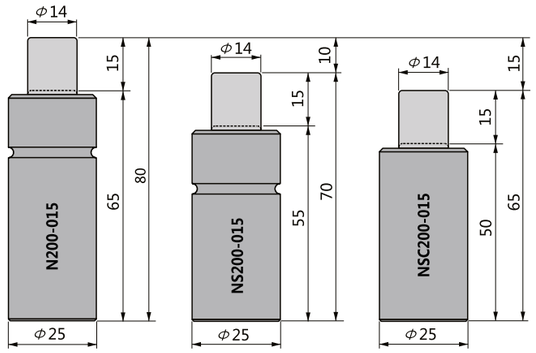

초기하중 250 Initial Force

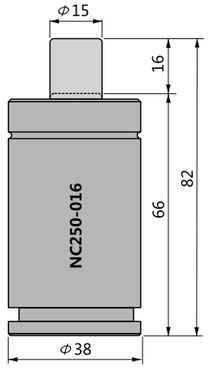

초기하중 320 Initial Force

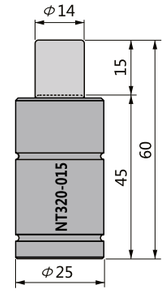

초기하중 350 Initial Force

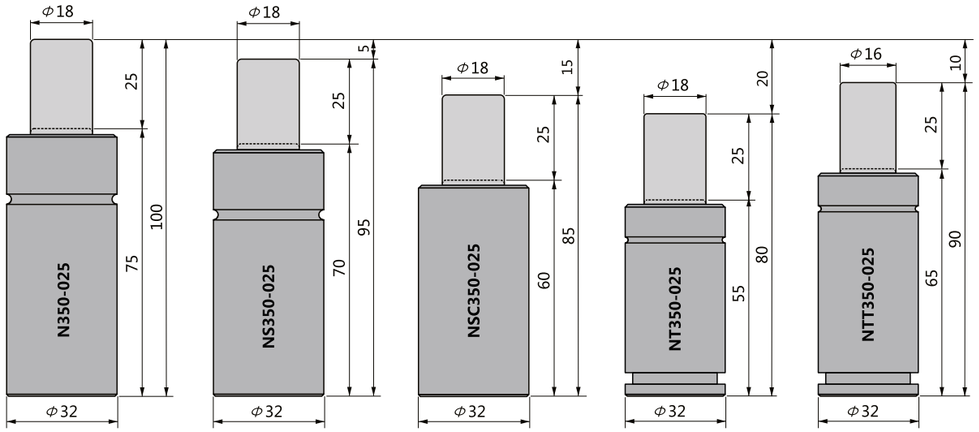

초기하중 400 Initial Force

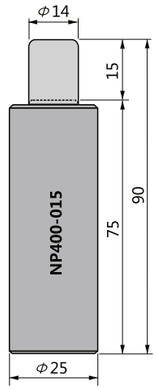

초기하중 500 Initial Force

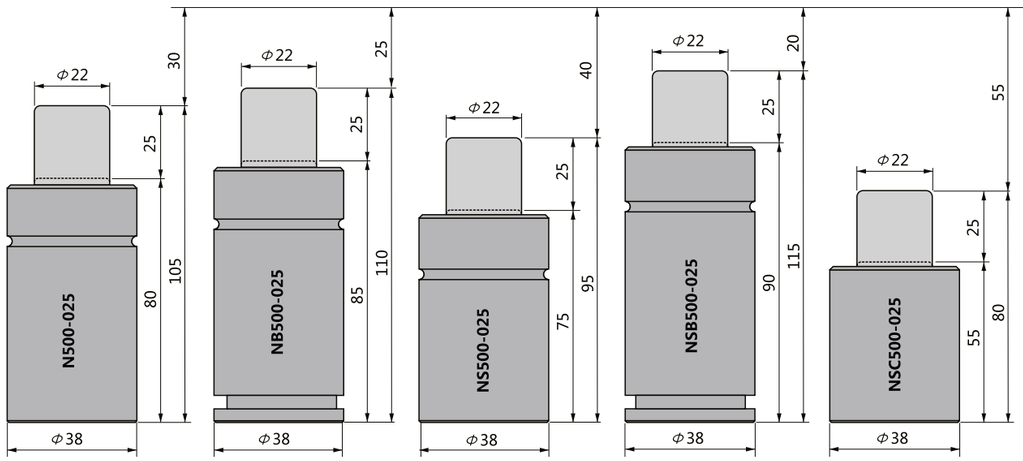

초기하중 500 Initial Force

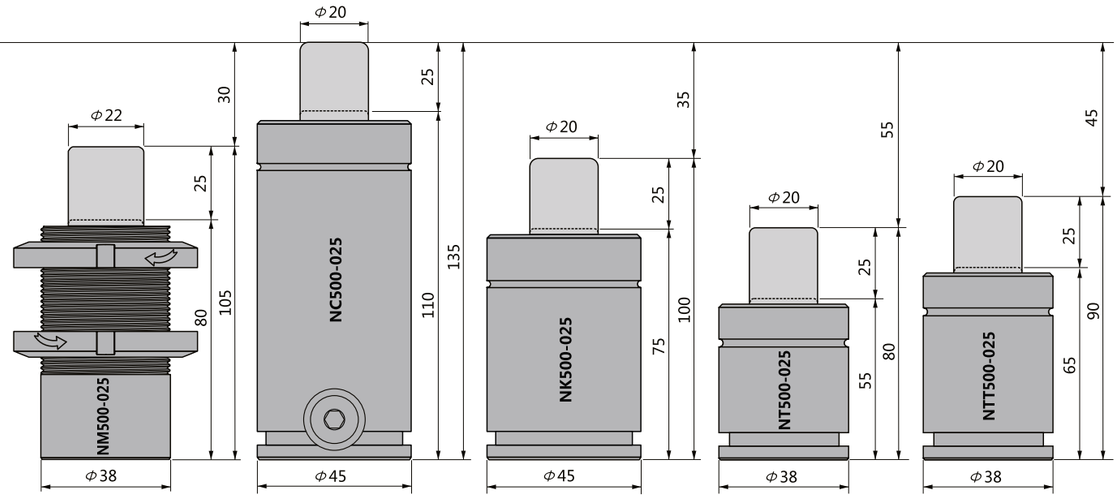

N100 N Type

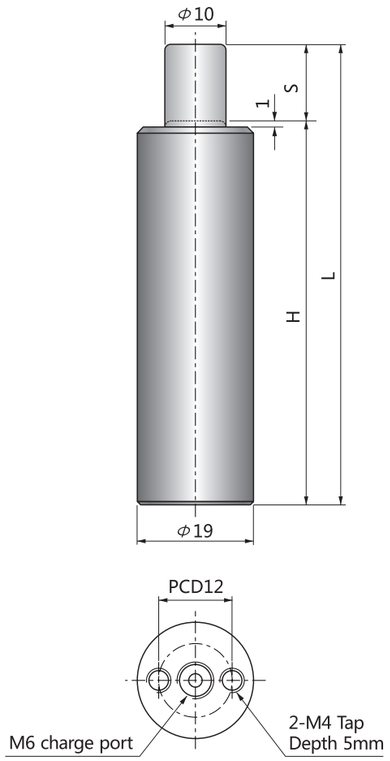

파워 실린더
Power Cylinders

NE타입은 ISO11901(NC타입) 대비 스프링 능력이 30% 이상 강하며 높이도 10~15mm 낮아 금형 내 공간 활용성을 최적화하여 줍니다.
실린더 직경 19mm(초기하중:100kgf)부터 120mm(7500kgf)까지 공급됩니다.

N type optimizes the space applications in stamping tools thanks to 10~15mm lower height and more than 30% powerful spring force compared with ISO11901(NC type) gas springs.
The size starts from cylinder dia. 19mm(100kgf) to 120mm(7500kgf).

코드 CODE	스트로크 S	H	L	FORCE(kgf)	
				초기하중 Fi	최대하중 Ff
N100-10	10	60	70	100	160
N100-15	15	65	80		
N100-25	25	75	100		
N100-40	40	90	130		
N100-50	50	100	150		
N100-65	65	115	180		
N100-70	70	120	190		
N100-80	80	130	210		
N100-90	90	140	230		
N100-100	100	150	250		
N100-125	125	175	300		

주의 : 배관연결형 사용불가
Not available Hose-connection

주문방법
Ordering

N100-□□□-□□-QT□□

- 주문수량 Ordering Quantity
- 장착용베이스/Mounting Base
- 스트로크/Stroke
- 초기하중/Initial Force

예)N100-050-BS-QT04

스트로크 구간별 스프링하중
Spring Force - Stroke Diagram

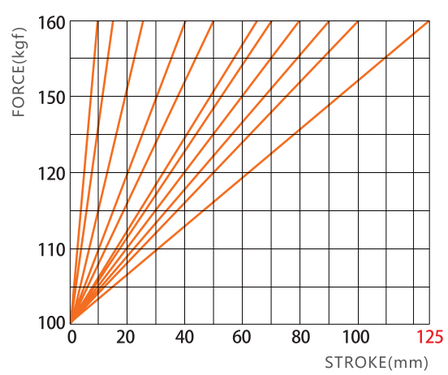

N100 마운팅베이스(Mounting Bases)

BS-100

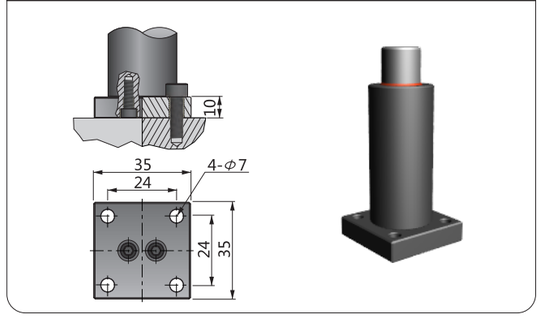

NF-100

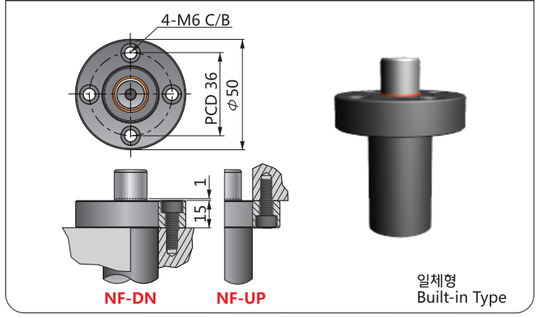

⚠주의 주문시 카운터보어 방향 DN/UP을 명기하여 주시기 바랍니다. 예)**N100-050-NF-DN-QT04**
Please notify the direction of Counter - Bore when ordering「NF」

NS100 NS Type

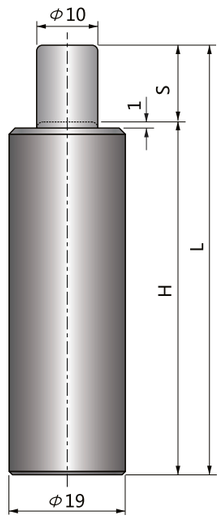

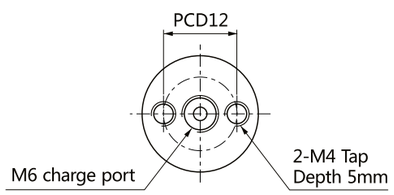

파워 콤팩트 실린더
Power Compact Cylinders

NS타입은 N타입 특성과 동일하나, 전체 높이가 낮아 금형 높이를 낮출 수 있습니다.
직경 19mm(100kgf)부터 120mm(7500kgf)까지 공급됩니다.

NS type has the same characteristics as N type but has shorter height to reduce the tooling height.
The size starts from cylinder dia. 19mm(100kgf) to 120mm(7500kgf).

코드 CODE	스트로크 S	H	L	FORCE(kgf)	
				초기하중 Fi	최대하중 Ff
NS100-10	10	55	65	100	160
NS100-15	15	60	75		
NS100-25	25	70	95		
NS100-40	40	85	125		
NS100-50	50	95	145		
NS100-65	65	110	175		
NS100-70	70	115	185		
NS100-80	80	125	205		
NS100-90	90	135	225		
NS100-100	100	145	245		
NS100-125	125	170	295		

주의 : 배관연결형 사용불가
Not available Hose-connection

주문방법
Ordering

NS100-□□□-□□-QT□□

- 주문수량 Ordering Quantity
- 장착용베이스/Mounting Base
- 스트로크/Stroke
- 초기하중/Initial Force

예)NS100-050-BS-QT04

스트로크 구간별 스프링하중
Spring Force - Stroke Diagram

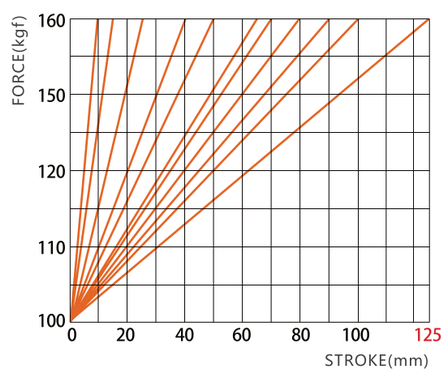

NS100 마운팅베이스(Mounting Bases)

BS-100

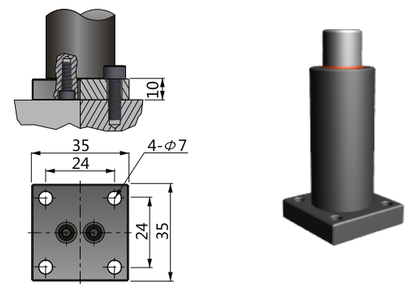

NF-100

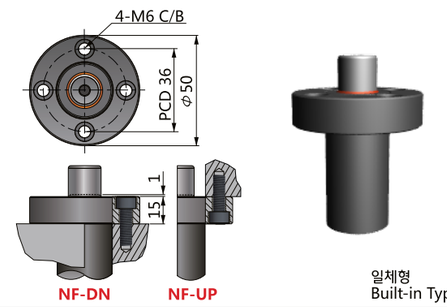

⚠주의 주문시 카운터보어 방향 DN/UP을 명기하여 주시기 바랍니다. 예)**NS100-050-NF-DN-QT04**
Please notify the direction of Counter - Bore when ordering「**NF**」

NSC100 NSC Type

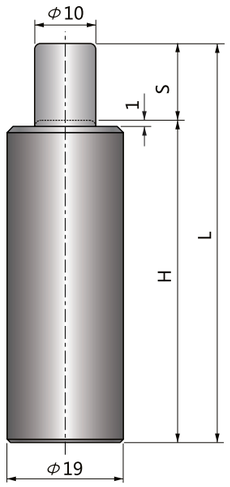

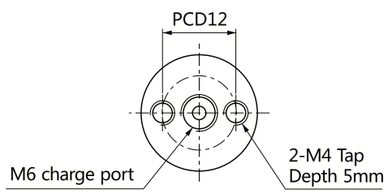

파워 콤팩트 실린더
Power Compact Cylinders

NSC타입은 NS타입 특성과 동일하나, 더 작은 사이즈 제품으로 금형 높이를 더욱 최소화할 수 있습니다.
실린더 직경 19mm(100kgf)부터 120mm(7500kgf)까지 공급됩니다.

NSC type has the same characteristics as NS type but very suitable to minimize the tooling height due to the shorter height compared with NS type.
The size starts from cylinder dia. 19mm(100kgf) to 120mm(7500kgf).

코드 CODE	스트로크 S	H	L	FORCE(kgf)	
				초기하중 Fi	최대하중 Ff
NSC100-10	10	50	60	100	160
NSC100-15	15	55	70		
NSC100-25	25	65	90		
NSC100-40	40	80	120		
NSC100-50	50	90	140		
NSC100-65	65	105	170		
NSC100-70	70	110	180		
NSC100-80	80	120	200		
NSC100-90	90	130	220		
NSC100-100	100	140	240		

주의 : 배관연결형 사용불가
Not available Hose-connection

주문방법
Ordering

NSC100-□□□-□□-QT□□

- 주문수량 Ordering Quantity
- 장착용베이스/Mounting Base
- 스트로크/Stroke
- 초기하중/Initial Force

예)NSC100-050-BS-QT04

스트로크 구간별 스프링하중
Spring Force - Stroke Diagram

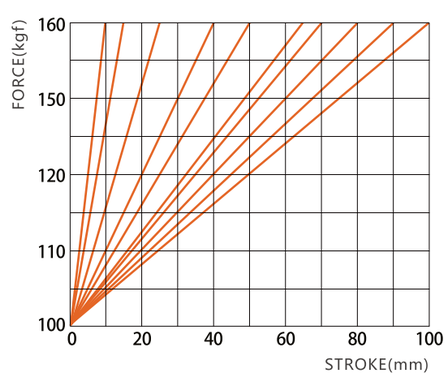

NSC100 마운팅베이스(Mounting Bases)

BS-100

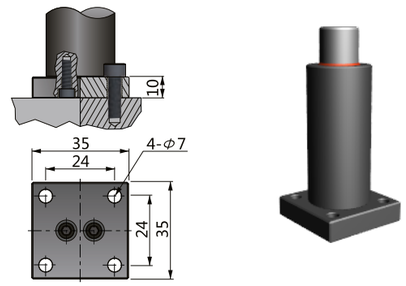

NF-100

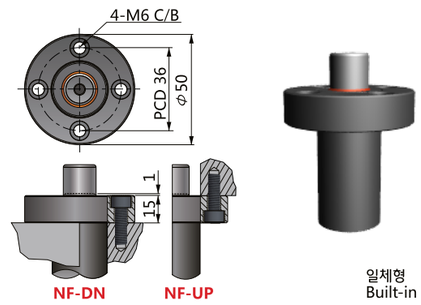

⚠주의 주문시 카운터보어 방향 DN/UP을 명기하여 주시기 바랍니다. 예)**NSC100-050-NF-DN-QT04**
Please notify the direction of Counter - Bore when ordering「**NF**」

NT170 NT Type

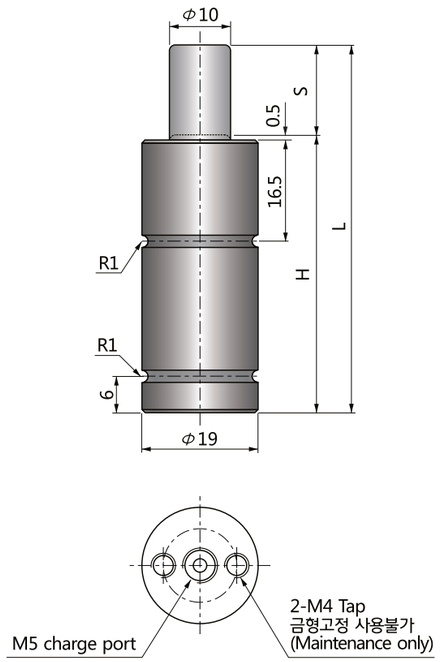

슈퍼 콤팩트 실린더
Super Compact Cylinders

NT 타입의 특성은 N 타입과 동일하며, 같은 사이즈의 실린더 중에서 전체 높이가 가장 낮아 금형 높이를 더욱 최소화 할 수 있으며, NT1000부터 배관연결이 가능합니다.
직경 19mm(170kg)부터 150mm(9500kg) 까지 공급됩니다.

NT type has same characteristics with N type and has shortest height among same size cylinders, suitable to minimize the tooling height and able to hose connection from NT1000.
The size starts from 19mm(170kg) to 150mm(9500kg).

코드 CODE	스트로크 S	H	L	FORCE(kgf) 초기하중 Fi	FORCE(kgf) 최대하중 Ff
NT170-7	7	37	44	170	270
NT170-10	10	40	50		
NT170-15	15	45	60		
NT170-19	19	49	68		
NT170-25	25	55	80		
NT170-38	38	68	106		
NT170-50	50	80	130		
NT170-63	63	93	156		
NT170-75	75	110	185		
NT170-80	80	115	195		
NT170-100	100	135	235		
NT170-125	125	160	285		

주의 : 배관연결형 사용불가
Not available Hose-connection

주문방법
Ordering

NT170-□□□-□□-QT□□

- 주문수량 Ordering Quantity
- 장착용베이스/Mounting Base
- 스트로크/Stroke
- 초기하중/Initial Force

예)NT170-050-TBC-QT04

스트로크 구간별 스프링하중
Spring Force - Stroke Diagram

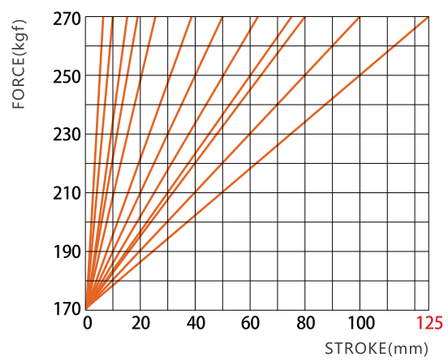

NT170 마운팅베이스(Mounting Bases)

TBC-170NT

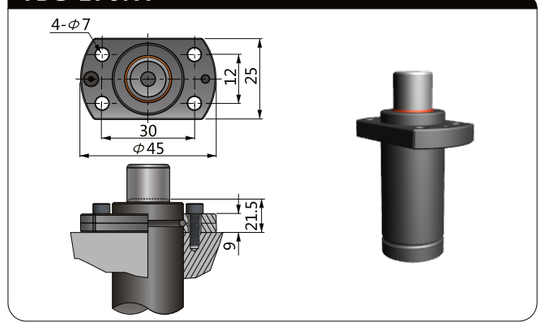

N200 N Type

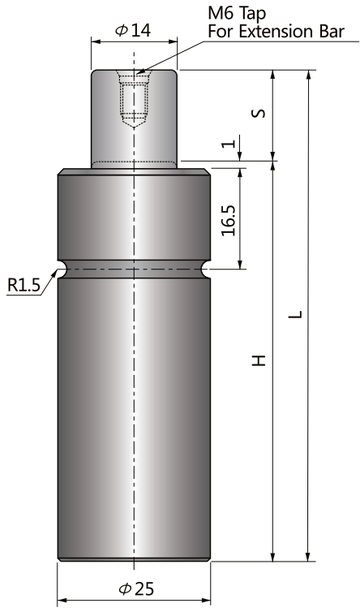

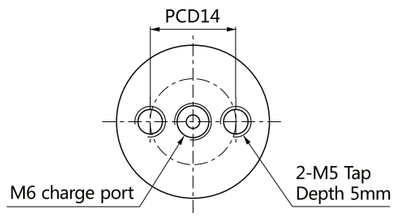

파워 실린더
Power Cylinders

NF타입은 ISO11901(NC타입) 대비 스프링 능력이 30% 이상 강하며 높이도 10~15mm 낮아 금형 내 공간 활용성을 최적화하여 줍니다.
실린더 직경 19mm(초기하중:100kgf)부터 120mm(7500kgf)까지 공급됩니다.

N Type optimizes the space applications in stamping tools thanks to 10~15mm lower height and more than 30% powerful spring force compared with ISO11901(NC type) gas springs.
The size starts from cylinder dia. 19mm(100kgf) to 120mm(7500kgf).

코드 CODE	스트로크 S	H	L	FORCE(kgf)	
				초기하중 Fi	최대하중 Ff
N200-10	10	60	70	200	300
N200-15	15	65	80		
N200-25	25	75	100		
N200-40	40	90	130		
N200-50	50	100	150		
N200-65	65	115	180		
N200-70	70	120	190		
N200-80	80	130	210		
N200-90	90	140	230		
N200-100	100	150	250		
N200-125	125	175	300		

주의 : 배관연결형 사용불가
Not available Hose-connection

주문방법
Ordering

N200-□□□-□□-QT□□

- 주문수량 Ordering Quantity
- 장착용베이스/Mounting Base
- 스트로크/Stroke
- 초기하중/Initial Force

예)N200-050-BS-QT04

스트로크 구간별 스프링하중
Spring Force - Stroke Diagram

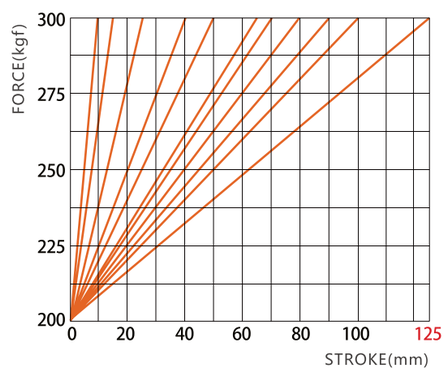

N200 마운팅베이스(Mounting Bases)

BS-200

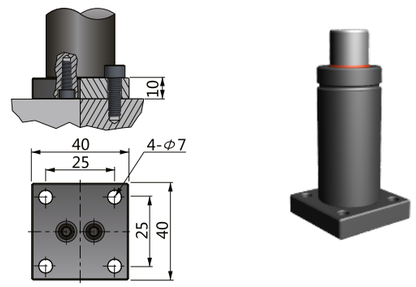

NF-200

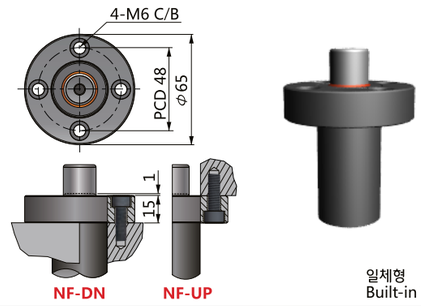

BK-BB-200

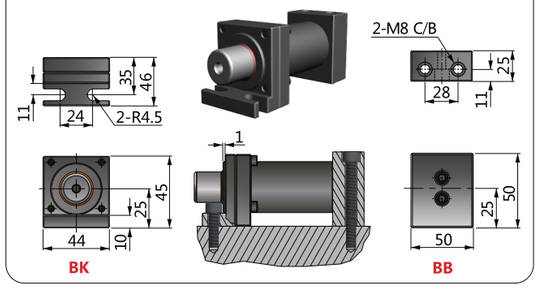

200~250 Series

⚠ 주의 주문시 카운터보어 방향 DN/UP을 명기하여 주시기 바랍니다. 예)**N200-050-NF-DN-QT04**
Please notify the direction of Counter - Bore when ordering「NF」

NS200 NS Type

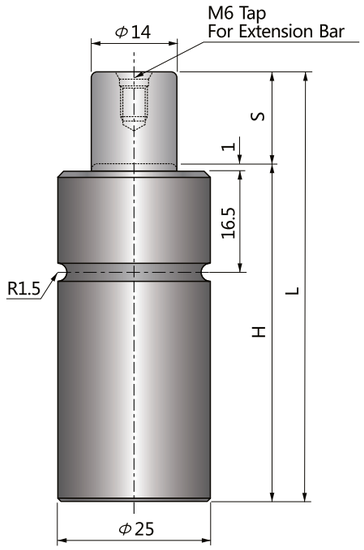

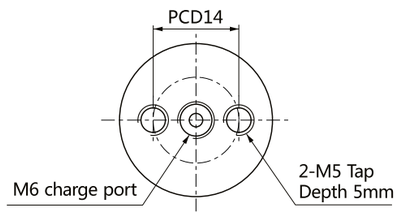

파워 콤팩트 실린더
Power Compact Cylinders

NS타입은 N타입 특성과 동일하나, 전체 높이가 낮아 금형 높이를 낮출 수 있습니다.
직경 19mm(100kgf)부터 120mm(7500kgf)까지 공급됩니다.

NS type has the same characteristics as N type but has shorter height to reduce the tooling height.
The size starts from cylinder dia. 19mm(100kgf) to 120mm(7500kgf).

코드 CODE	스트로크 S	H	L	FORCE(kgf)	
				초기하중 Fi	최대하중 Ff
NS200-10	10	50	60	200	300
NS200-15	15	55	70		
NS200-25	25	65	90		
NS200-40S	40	80	120		
NS200-40L	40	85	125		
NS200-50S	50	90	140		
NS200-50L	50	95	145		
NS200-65S	65	105	170		
NS200-65L	65	110	175		
NS200-70	70	110	180		
NS200-80S	80	120	200		
NS200-80L	80	125	205		
NS200-90S	90	130	220		
NS200-90L	90	135	225		
NS200-100S	100	140	240		
NS200-100L	100	145	245		
NS200-125	125	165	290		

주의 : 배관연결형 사용불가
Not available Hose-connection

주문방법 Ordering

NS200-□□□-□□-QT□□

- 주문수량 Ordering Quantity
- 장착용베이스/Mounting Base
- 스트로크/Stroke
- 초기하중/Initial Force

예)NS200-050-BS-QT04

스트로크 구간별 스프링하중 Spring Force - Stroke Diagram

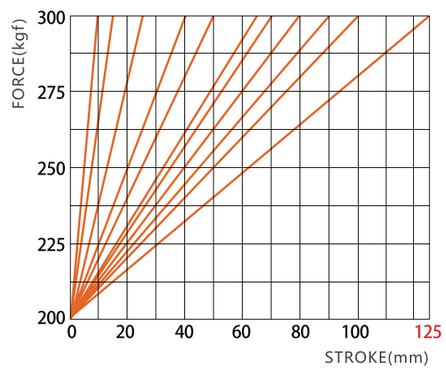

NS200 마운팅베이스(Mounting Bases)

BS-200

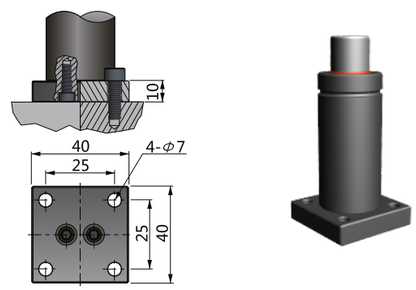

NF-200

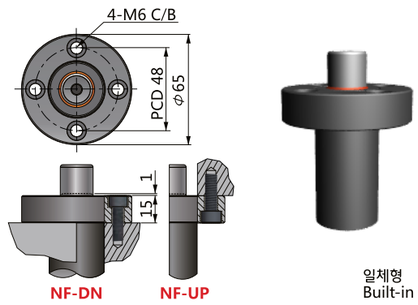

BK-BB-200

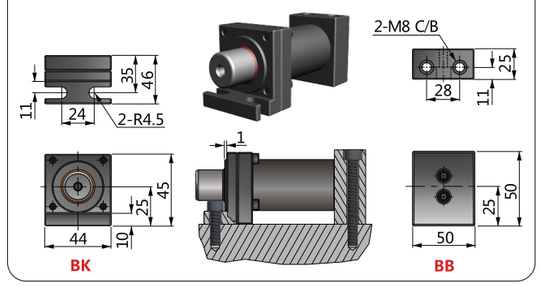

200~250 Series

⚠ 주의 주문시 카운터보어 방향 DN/UP을 명기하여 주시기 바랍니다. 예)**NS200-050-NF-DN-QT04**
Please notify the direction of Counter - Bore when ordering 「**NF**」

NSC200 NSC Type

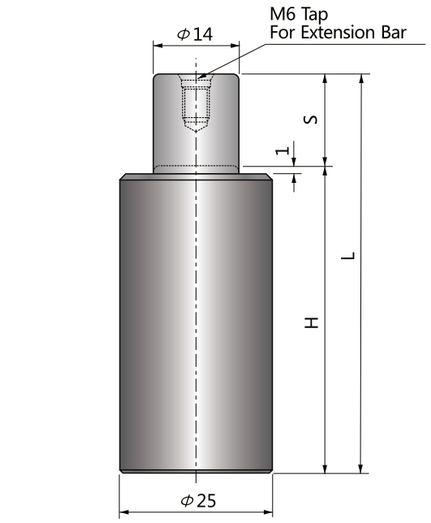

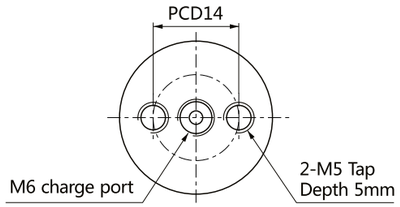

파워 콤팩트 실린더
Power Compact Cylinders

NSC타입은 NS타입 특성과 동일하나, 더 작은 사이즈 제품으로 금형 높이를 더욱 최소화할 수 있습니다.
실린더 직경 19mm(100kgf)부터 120mm(7500kgf)까지 공급됩니다.

NSC type has the same characteristics as NS type but very suitable to minimize the tooling height due to the shorter height compared with NS type.
The size starts from cylinder dia. 19mm(100kgf) to 120mm(7500kgf).

코드 CODE	스트로크 S	H	L	FORCE(kgf)	
				초기하중 Fi	최대하중 Ff
NSC200-10	10	45	55	200	300
NSC200-15	15	50	65		
NSC200-25	25	60	85		
NSC200-40	40	75	115		
NSC200-50	50	85	135		
NSC200-65	65	100	165		
NSC200-70	70	105	175		
NSC200-80	80	115	195		
NSC200-90	90	125	215		
NSC200-100	100	135	235		

주의 : 배관연결형 사용불가
Not available Hose-connection

주문방법
Ordering

NSC200-□□□-□□-QT□□

- 주문수량 Ordering Quantity
- 장착용베이스/Mounting Base
- 스트로크/Stroke
- 초기하중/Initial Force

예)NSC200-050-BS-QT04

스트로크 구간별 스프링하중
Spring Force - Stroke Diagram

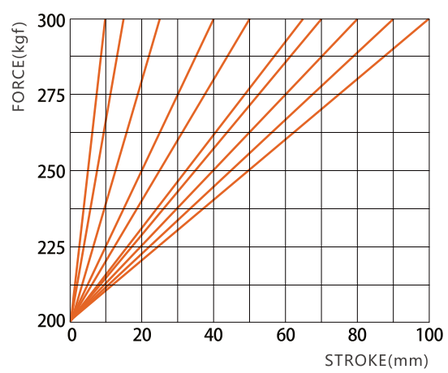

NSC200 마운팅베이스(Mounting Bases)

BS-200

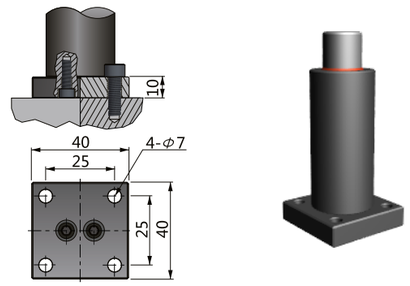

NF-200

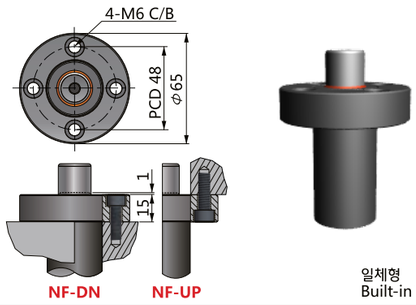

200~250 Series

⚠주의 주문시 카운터보어 방향 DN/UP을 명기하여 주시기 바랍니다. 예)**NSC200-050-NF-DN-QT04**
Please notify the direction of Counter - Bore when ordering「NF」

NC250 NC Type

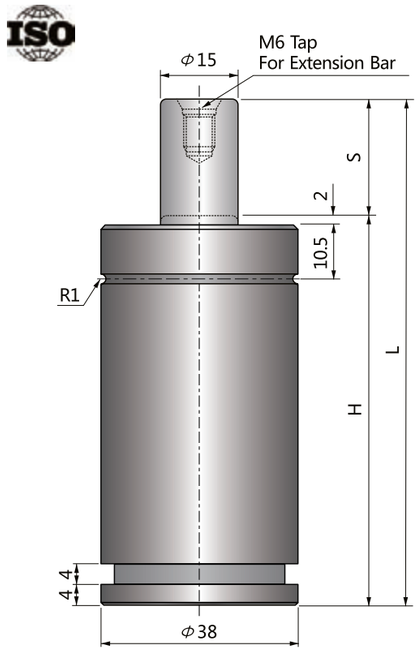

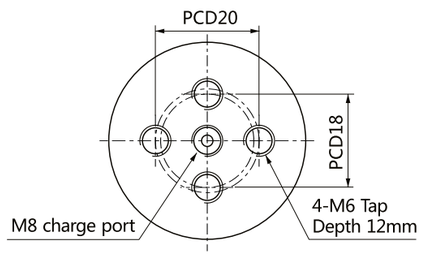

ISO11901 스탠다드 실린더

ISO11901 Standard Cylinders

NC타입은 ISO11901 표준규격을 채택하여 호환성이 우수합니다.
직경 38mm(250kgf)부터 195mm(10000kgf)까지 공급되며,
NC500 부터 배관연결이 가능합니다.

NC type corresponds to ISO11901 standard and keep the compatibility.
The size starts from cylinder dia. 38mm(250kgf) to 195mm(10000kgf).
Hose connection is available from NC500.

코드 CODE	스트로크 S	H	L	FORCE(kgf)	
				초기하중 Fi	최대하중 Ff
NC250-10	10	60	70	250	400
NC250-13	12.7	62.7	75.4		
NC250-16	16	66	82		
NC250-19	19	69	88		
NC250-25	25	75	100		
NC250-38	38.1	88.1	126.2		
NC250-50	50	100	150		
NC250-63	63.5	113.5	177		
NC250-80	80	130	210		
NC250-100	100	150	250		
NC250-125	125	175	300		

주의 : 배관연결형 사용불가
Not available Hose-connection

주문방법 Ordering

NC250-□□□-□□-QT□□

- 주문수량 Ordering Quantity
- 장착용베이스/Mounting Base
- 스트로크/Stroke
- 초기하중/Initial Force

예)NC250-050-BH-QT04

스트로크 구간별 스프링하중 Spring Force - Stroke Diagram

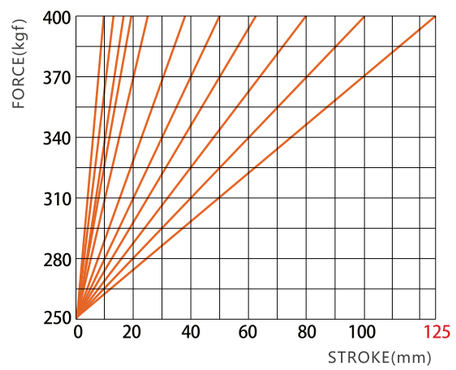

NC250 마운팅베이스(Mounting Bases)

BH-250NC

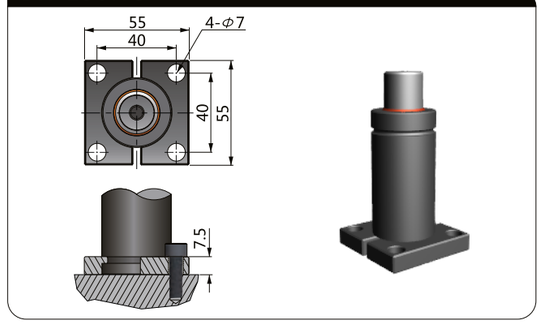

BC-250NC

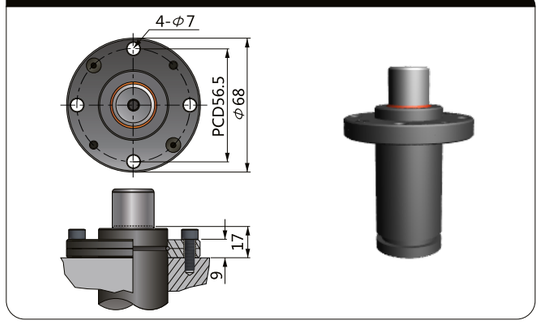

BP-250NC

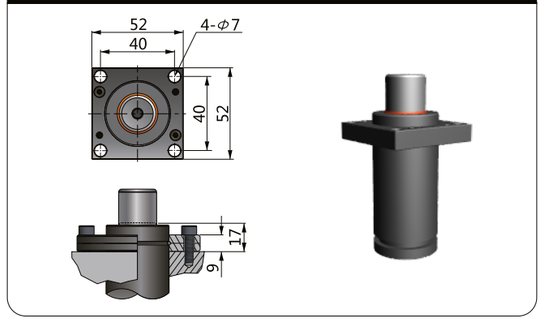

BF-BB-250NC

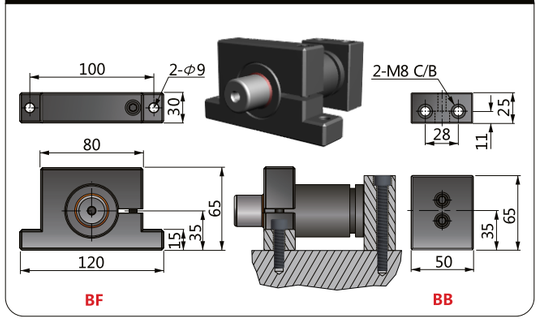

NT320 NT Type

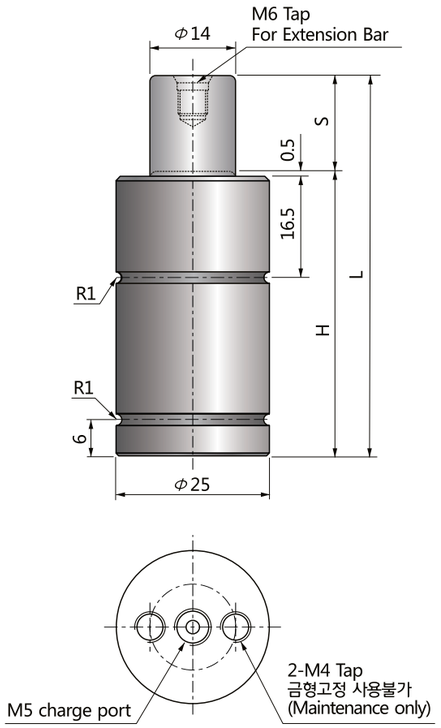

슈퍼 콤팩트 실린더

Super Compact Cylinders

NT 타입의 특성은 N 타입과 동일하며, 같은 사이즈의 실린더 중에서 전체 높이가 가장 낮아 금형 높이를 더욱 최소화 할 수 있으며, NT1000부터 배관연결이 가능합니다.
직경 19mm(170kg)부터 150mm(9500kg) 까지 공급됩니다.

NT type has same characteristics with N type and has shortest height among same size cylinders, suitable to minimize the tooling height and able to hose connection from NT1000.
The size starts from 19mm(170kg) to 150mm(9500kg).

코드 CODE	스트로크 S	H	L	FORCE(kgf)	
				초기하중 Fi	최대하중 Ff
NT320-7	7	37	44	320	520
NT320-10	10	40	50		
NT320-15	15	45	60		
NT320-19	19	49	68		
NT320-25	25	55	80		
NT320-38	38	68	106		
NT320-50	50	80	130		
NT320-63	63	93	156		
NT320-75	75	110	185		
NT320-80	80	115	195		
NT320-100	100	135	235		
NT320-125	125	160	285		

주의 : 배관연결형 사용불가
Not available Hose-connection

주문방법
Ordering

NT320-□□□-□□-QT□□

- 주문수량 Ordering Quantity
- 장착용베이스/Mounting Base
- 스트로크/Stroke
- 초기하중/Initial Force

예)NT320-050-TBC-QT04

스트로크 구간별 스프링하중
Spring Force - Stroke Diagram

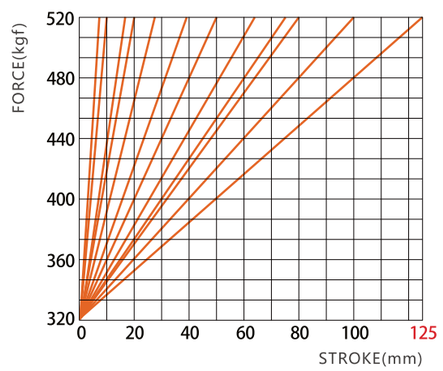

NT320 마운팅베이스(Mounting Bases)

BC-320NT

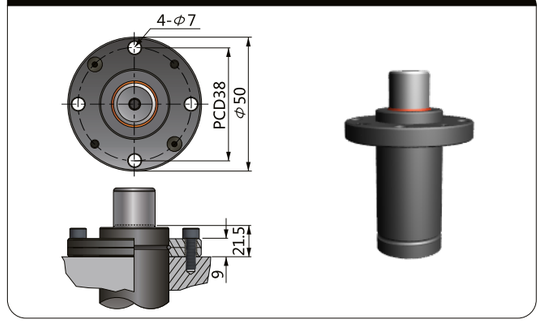

TBC-320NT

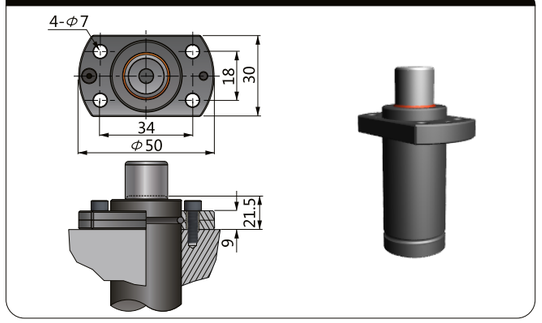

N350 N Type

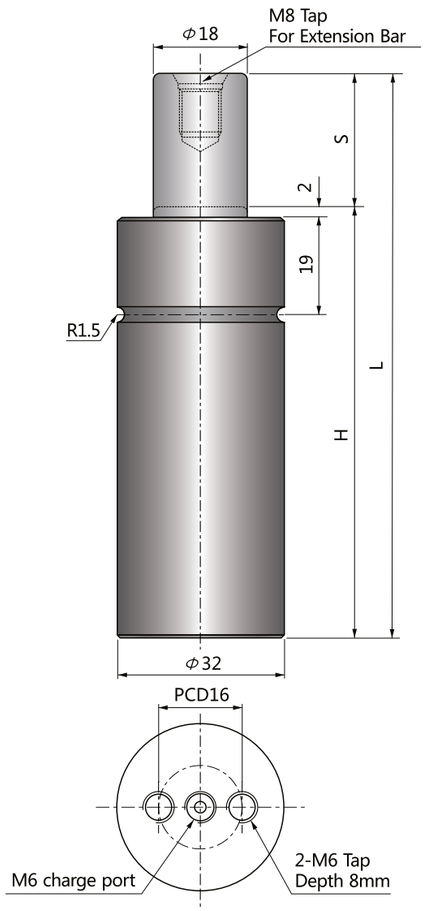

파워 실린더
Power Cylinders

N타입은 ISO11901(NC타입) 대비 스프링 능력이 30% 이상 강하며 높이도 10~15mm 낮아 금형 내 공간 활용성을 최적화하여 줍니다.
실린더 직경 19mm(초기하중:100kgf)부터 120mm(7500kgf)까지 공급됩니다.

N Type optimizes the space applications in stamping tools thanks to 10~15mm lower height and more than 30% powerful spring force compared with ISO11901(NC type) gas springs.
The size starts from cylinder dia. 19mm(100kgf) to 120mm(7500kgf).

코드 CODE	스트로크 S	H	L	FORCE(kgf)	
				초기하중 Fi	최대하중 Ff
N350-10	10	60	70	350	560
N350-15	15	65	80		
N350-25	25	75	100		
N350-40	40	90	130		
N350-50	50	100	150		
N350-65	65	115	180		
N350-70	70	120	190		
N350-80	80	130	210		
N350-90	90	140	230		
N350-100	100	150	250		
N350-125	125	175	300		

주의 : 배관연결형 사용불가
Not available Hose-connection

주문방법
Ordering

N350-□□□-□□-QT□□

- 주문수량 Ordering Quantity
- 장착용베이스/Mounting Base
- 스트로크/Stroke
- 초기하중/Initial Force

예)N350-050-BS-QT04

스트로크 구간별 스프링하중
Spring Force - Stroke Diagram

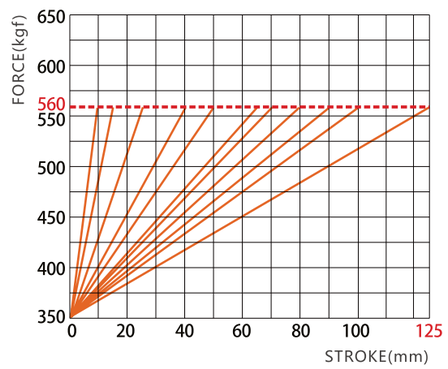

N350 마운팅베이스(Mounting Bases)

BS-350

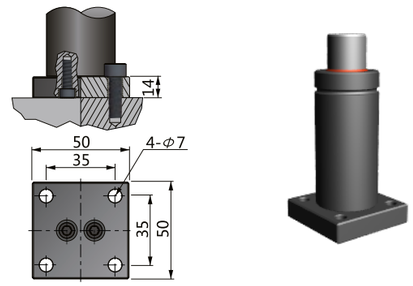

NF-350

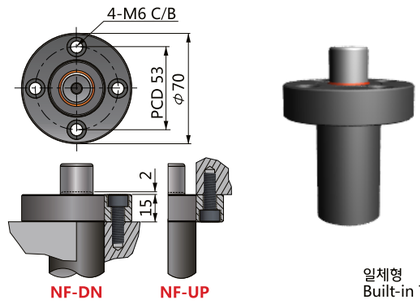

BK-BB-350

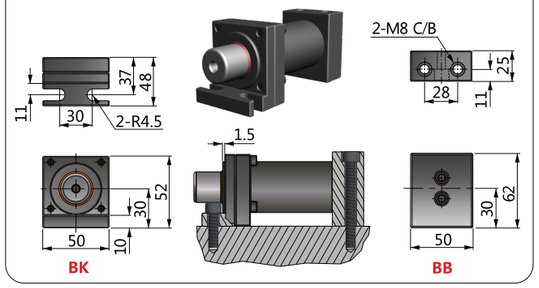

320~400 Series

⚠ 주의 주문시 카운터보어 방향 DN/UP을 명기하여 주시기 바랍니다. 예)**N350-050-NF-DN-QT04**
Please notify the direction of Counter - Bore when ordering「**NF**」

NS350 NS Type

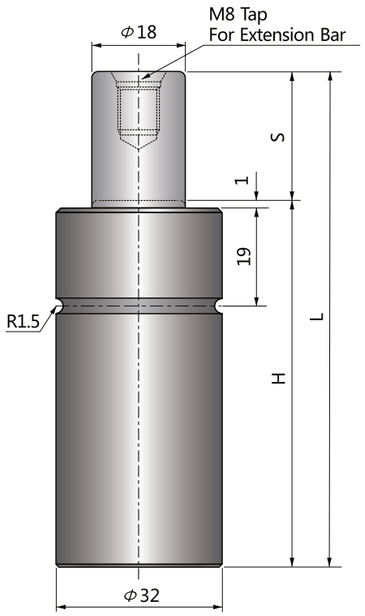

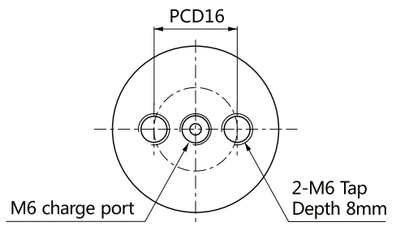

파워 콤팩트 실린더
Power Compact Cylinders

NS타입은 N타입 특성과 동일하나, 전체 높이가 낮아 금형 높이를 낮출 수 있습니다.
직경 19mm(100kgf)부터 120mm(7500kgf)까지 공급됩니다.

NS type has the same characteristics as N type but has shorter height to reduce the tooling height.
The size starts from cylinder dia. 19mm(100kgf) to 120mm(7500kgf).

코드 CODE	스트로크 S	H	L	FORCE(kgf)	
				초기하중 Fi	최대하중 Ff
NS350-10	10	55	65	350	560
NS350-15	15	60	75		
NS350-25	25	70	95		
NS350-40	40	85	125		
NS350-50	50	95	145		
NS350-65	65	110	175		
NS350-70	70	115	185		
NS350-80	80	125	205		
NS350-90	90	135	225		
NS350-100	100	145	245		
NS350-125	125	170	295		

주의 : 배관연결형 사용불가
Not available Hose-connection

주문방법
Ordering

NS350-□□□-□□-QT□□

- 주문수량 Ordering Quantity
- 장착용베이스/Mounting Base
- 스트로크/Stroke
- 초기하중/Initial Force

예)NS350-050-BS-QT04

스트로크 구간별 스프링하중
Spring Force - Stroke Diagram

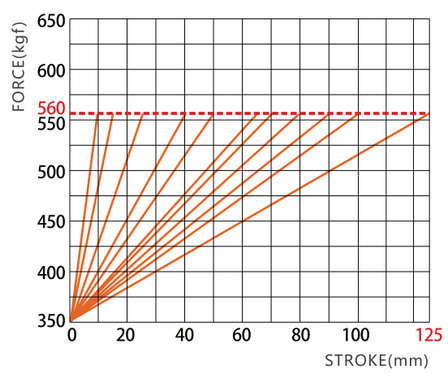

NS350 마운팅베이스(Mounting Bases)

BS-350

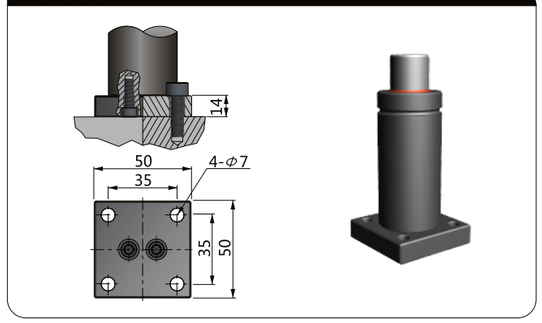

NF-350

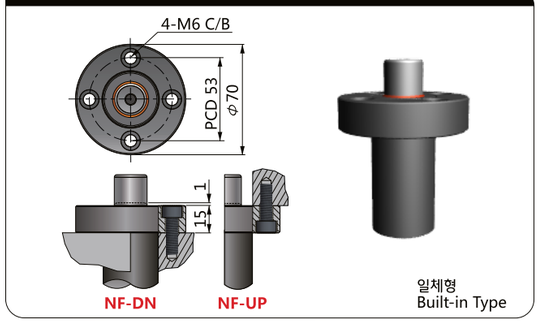

BK-BB-350

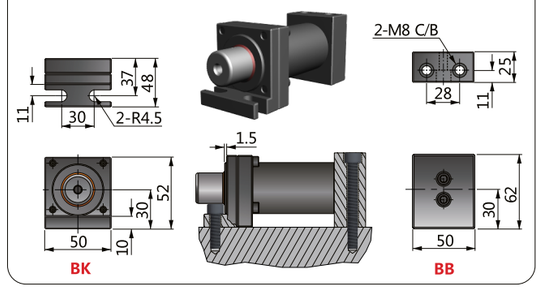

320~400 Series

⚠ 주의 주문시 카운터보어 방향 DN/UP을 명기하여 주시기 바랍니다. 예)**NS350-050-NF-DN-QT04**
Please notify the direction of Counter - Bore when ordering「**NF**」

NSC350 NSC Type

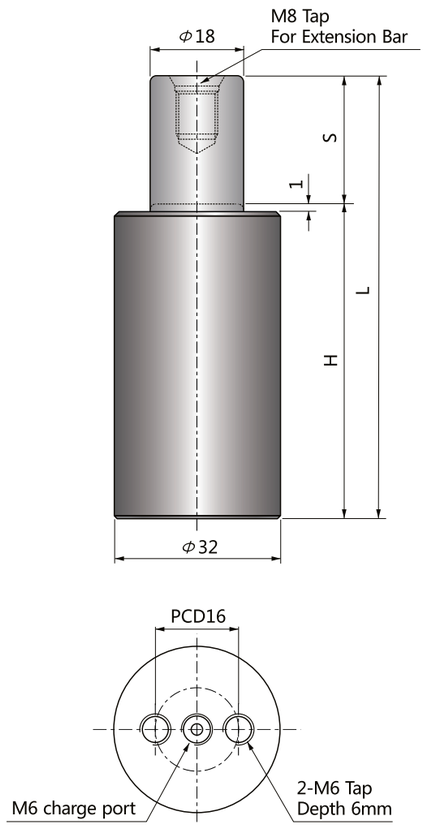

파워 콤팩트 실린더
Power Compact Cylinders

NSC타입은 NS타입 특성과 동일하나, 더 작은 사이즈 제품으로 금형 높이를 더욱 최소화할 수 있습니다.
실린더 직경 19mm(100kgf)부터 120mm(7500kgf)까지 공급됩니다.

NSC type has the same characteristics as NS type but very suitable to minimize the tooling height due to the shorter height compared with NS type.
The size starts from cylinder dia. 19mm(100kgf) to 120mm(7500kgf).

코드 CODE	스트로크 S	H	L	FORCE(kgf) 초기하중 Fi	FORCE(kgf) 최대하중 Ff
NSC350-10	10	45	55	350	560
NSC350-15	15	50	65		
NSC350-25	25	60	85		
NSC350-40	40	75	115		
NSC350-50	50	85	135		
NSC350-65	65	100	165		
NSC350-70	70	105	175		
NSC350-80	80	115	195		
NSC350-90	90	125	215		
NSC350-100	100	135	235		

주의 : 배관연결형 사용불가
Not available Hose-connection

주문방법
Ordering

NSC350-□□□-□□-QT□□

- 주문수량 Ordering Quantity
- 장착용베이스/Mounting Base
- 스트로크/Stroke
- 초기하중/Initial Force

예)NSC350-050-BS-QT04

스트로크 구간별 스프링하중
Spring Force - Stroke Diagram

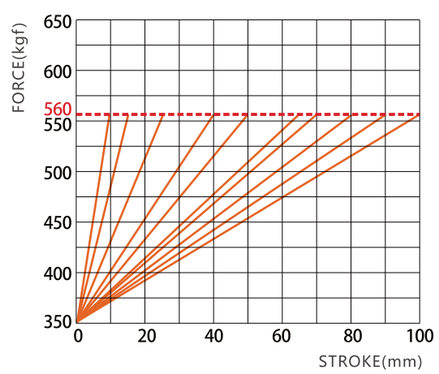

NSC350 마운팅베이스(Mounting Bases)

BS-350

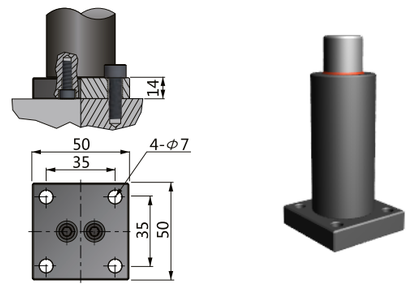

NF-350

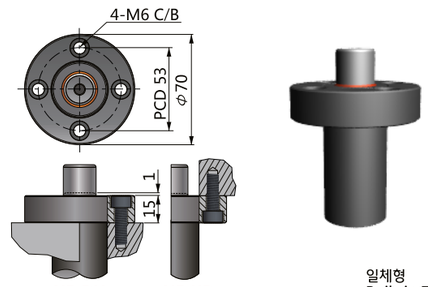

320~400 Series

⚠주의 주문시 카운터보어 방향 DN/UP을 명기하여 주시기 바랍니다. 예)**NSC350-050-NF-DN-QT04**
Please notify the direction of Counter - Bore when ordering「**NF**」

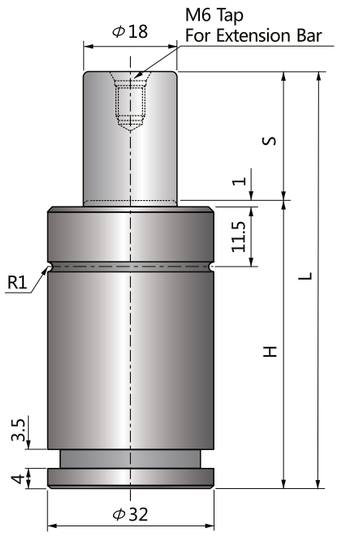

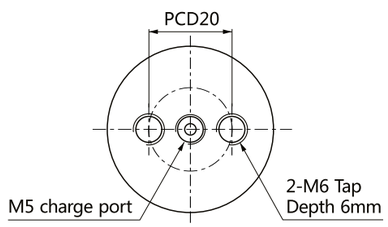

슈퍼 콤팩트 실린더
Super Compact Cylinders

NT 타입의 특성은 N 타입과 동일하며, 같은 사이즈의 실린더 중에서 전체 높이가 가장 낮아 금형 높이를 더욱 최소화 할 수 있으며, NT1000부터 배관연결이 가능합니다.
직경 19mm(170kg)부터 150mm(9500kg) 까지 공급됩니다.

NT type has same characteristics with N type and has shortest height among same size cylinders, suitable to minimize the tooling height and able to hose connection from NT1000.
The size starts from 19mm(170kg) to 150mm(9500kg).

코드 CODE	스트로크 S	H	L	FORCE(kgf) 초기하중 Fi	FORCE(kgf) 최대하중 Ff
NT350-10	10	40	50	350	560
NT350-13	13	43	56		
NT350-16	16	46	62		
NT350-19	19	49	68		
NT350-25	25	55	80		
NT350-32	32	62	94		
NT350-38	38	68	106		
NT350-50	50	80	130		
NT350-63	63	93	156		
NT350-75	75	105	180		
NT350-80	80	110	190		
NT350-100	100	130	230		
NT350-125	125	155	280		

주의 : 배관연결형 사용불가
Not available Hose-connection

주문방법
Ordering

NT350-□□□-□□-QT□□

- 주문수량 Ordering Quantity
- 장착용베이스/Mounting Base
- 스트로크/Stroke
- 초기하중/Initial Force

예)NT350-050-BS-QT04

스트로크 구간별 스프링하중
Spring Force - Stroke Diagram

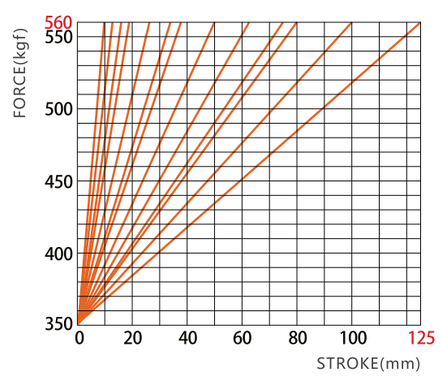

BH-350

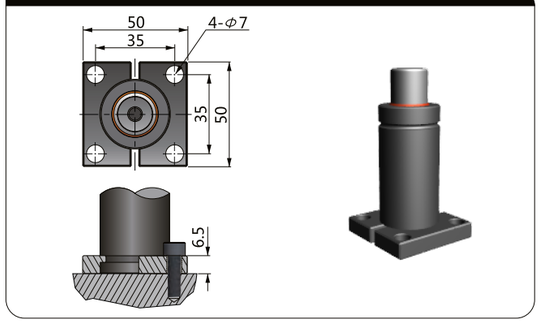

BS-350NT

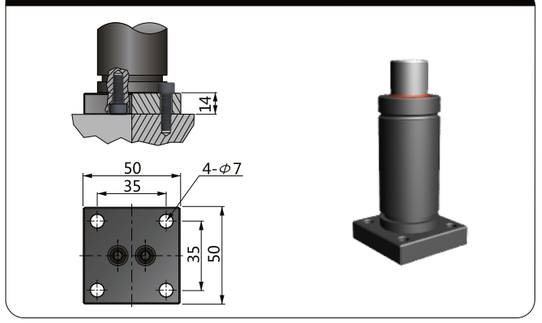

BC-350NT

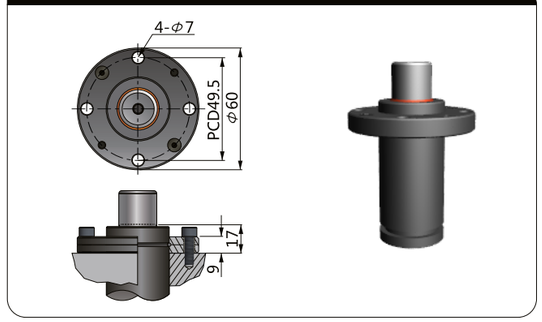

BP-350NT

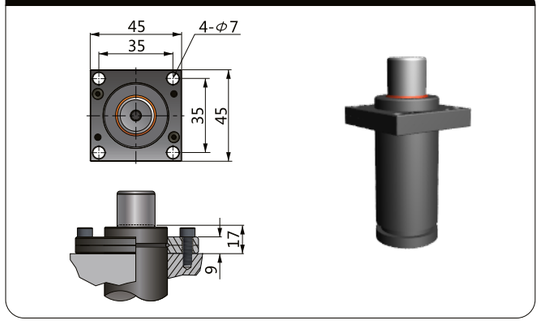

320~400 Series

NTT350 NTT Type

NEW!

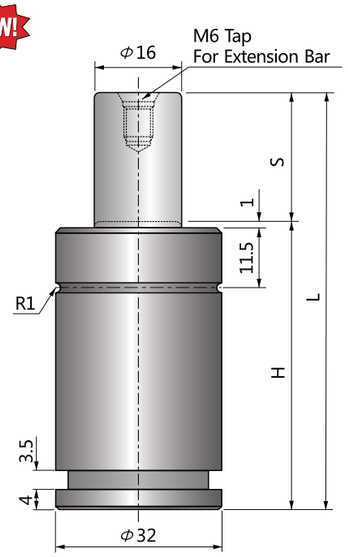

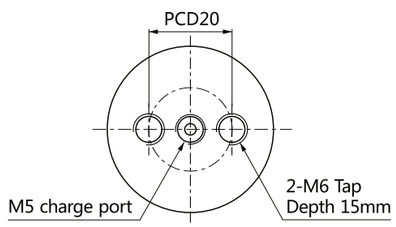

슈퍼 콤팩트 실린더
Super Compact Cylinders

NTT타입 특성은 NT타입과 동일하나, 강력한 장착을 위하여 고정용 탭의 칫수가 한 단계 크며 나사산의 깊이도 더욱 긴 16mm입니다.
NTT1000부터 배관연결이 가능합니다.
직경 32mm(350kgf)부터 150mm(9500kgf)까지 공급됩니다.

NTT type has same characteristics as NT type but has bigger tap size and 16mm thread dept for more secure mounting.
Available hose connection from NTT1000.
The size starts from 32mm(350kg) to 150mm(9500kg).

코드 CODE	스트로크 S	H	L	FORCE(kgf) 초기하중 Fi	FORCE(kgf) 최대하중 Ff
NTT350-10	10	50	60	350	560
NTT350-13	13	53	66		
NTT350-16	16	56	72		
NTT350-19	19	59	78		
NTT350-25	25	65	90		
NTT350-32	32	72	104		
NTT350-38	38	78	116		
NTT350-50	50	90	140		
NTT350-63	63	103	166		
NTT350-75	75	115	190		
NTT350-80	80	120	200		
NTT350-100	100	140	240		
NTT350-125	125	165	290		

주의 : 배관연결형 사용불가
Not available Hose-connection

주문방법
Ordering

NTT350-□□□-□□-QT□□

- 주문수량 Ordering Quantity
- 장착용베이스/Mounting Base
- 스트로크/Stroke
- 초기하중/Initial Force

예)NTT350-050-BP-QT04

스트로크 구간별 스프링하중
Spring Force - Stroke Diagram

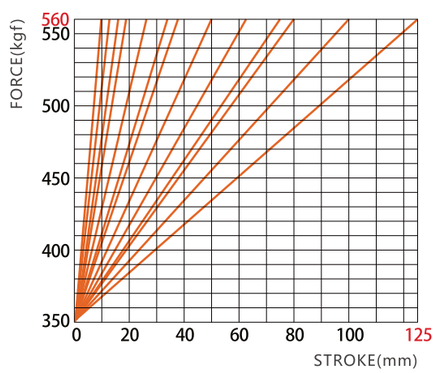

NTT350 마운팅베이스(Mounting Bases)

BH-350NTT

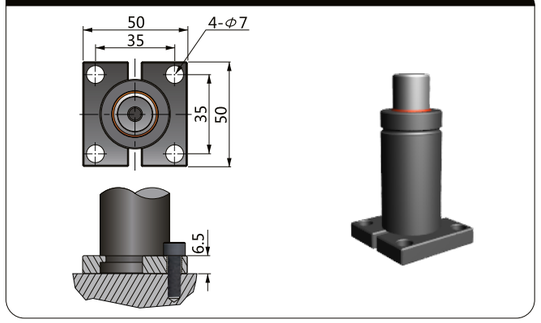

BC-350NTT

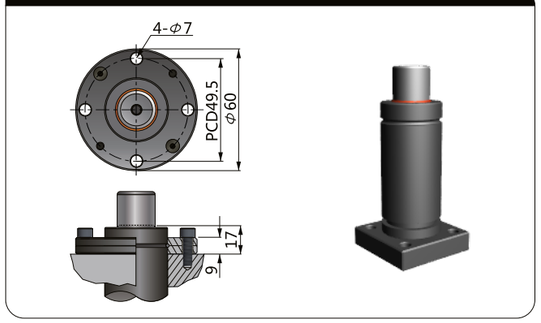

BP-350NTT

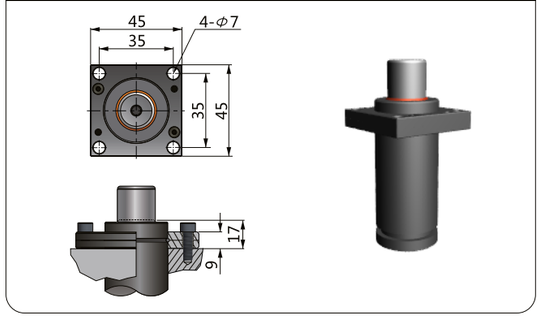

320~400 Series

NP400 NP Type

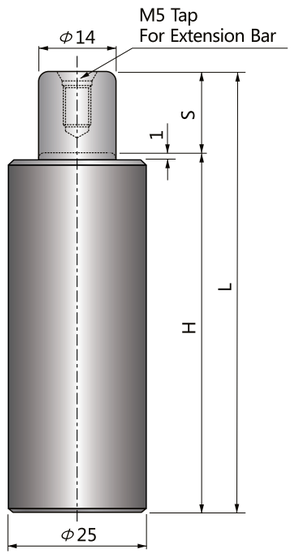

슈퍼 파워 실린더
Super Power Cylinders

NP타입은 N타입 대비 2배, NC(ISO11901)타입 대비 3배 이상의 스프링 능력을 보유하여 금형 내 공간 활용성을 극대화하여 줍니다.
실린더 직경 25mm(400kgf)부터 120mm(10000kgf)까지 공급됩니다.

NP type maximizes the space applications in stamping tools thanks to double and more than 3 times stronger power compared with N type and NC ISO11901 type.
The size starts from cylinder dia. 25mm(400kgf) to 120mm(10000kgf).

코드 CODE	스트로크 S	H	L	FORCE(kgf)	
				초기하중 Fi	최대하중 Ff
NP400-10	10	65	75	400	640
NP400-15	15	75	90		
NP400-25	25	95	120		
NP400-50	50	145	195		

주의 : 배관연결형 사용불가
Not available Hose-connection

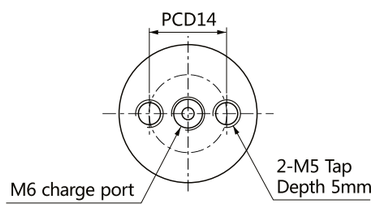

주문방법
Ordering

NP400-□□□-□□-QT□□

- 주문수량 Ordering Quantity
- 장착용베이스/Mounting Base
- 스트로크/Stroke
- 초기하중/Initial Force

예)NP400-050-BS-QT04

스트로크 구간별 스프링하중
Spring Force - Stroke Diagram

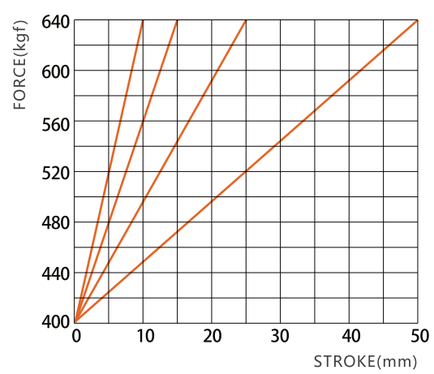

NP400 마운팅베이스(Mounting Bases)

BS-400NP

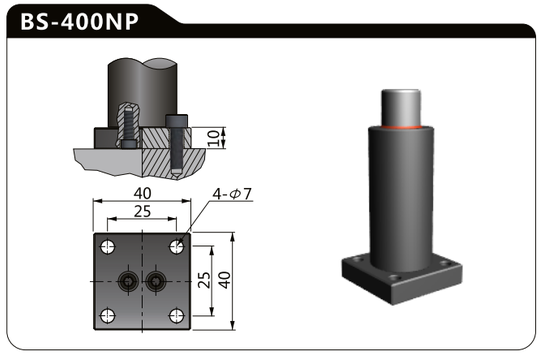

N500 N Type

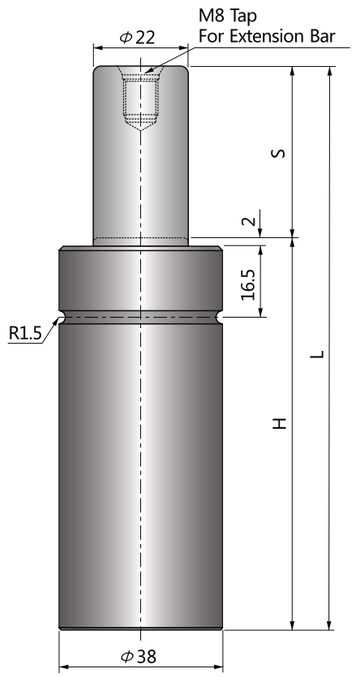

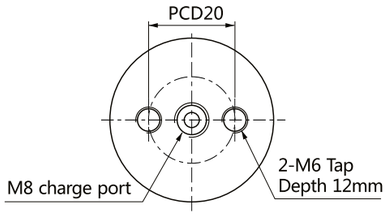

파워 실린더
Power Cylinders

NE타입은 ISO11901(NC타입) 대비 스프링 능력이 30% 이상 강하며 높이도 10~15mm 낮아 금형 내 공간 활용성을 최적화하여 줍니다.
실린더 직경 19mm(초기하중:100kgf)부터 120mm(7500kgf)까지 공급됩니다.

N Type optimizes the space applications in stamping tools thanks to 10~15mm lower height and more than 30% powerful spring force compared with ISO11901(NC type) gas springs.
The size starts from cylinder dia. 19mm(100kgf) to 120mm(7500kgf).

코드 CODE	스트로크 S	H	L	FORCE(kgf)	
				초기하중 Fi	최대하중 Ff
N500-10	10	65	75	500	800
N500-15	15	70	85		
N500-25	25	80	105		
N500-40	40	95	135		
N500-50	50	105	155		
N500-65	65	120	185		
N500-70	70	125	195		
N500-80S	80	135	215		
N500-80L	80	140	220		
N500-90S	90	145	235		
N500-90L	90	150	240		
N500-100S	100	155	255		
N500-100L	100	160	260		
N500-125S	125	180	305		
N500-125L	125	185	310		

주의 : 배관연결형 사용불가
Not available Hose-connection

주문방법
Ordering

N500-□□□-□□-QT□□

- 주문수량 Ordering Quantity
- 장착용베이스/Mounting Base
- 스트로크/Stroke
- 초기하중/Initial Force

예)N500-050-BS-QT04

스트로크 구간별 스프링하중
Spring Force - Stroke Diagram

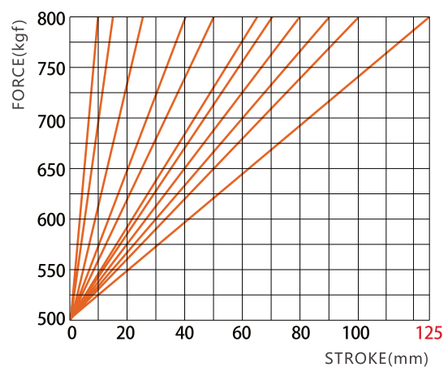

N500 마운팅베이스(Mounting Bases)

BS-500

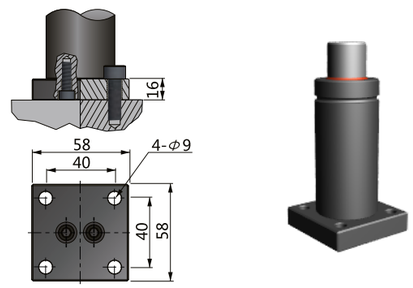

CBS-500

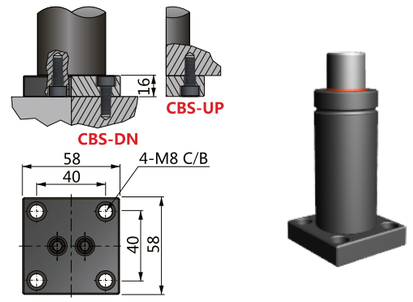

BC-500

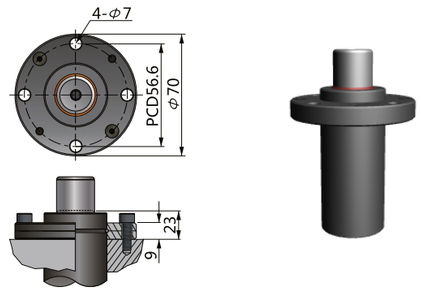

NF-500

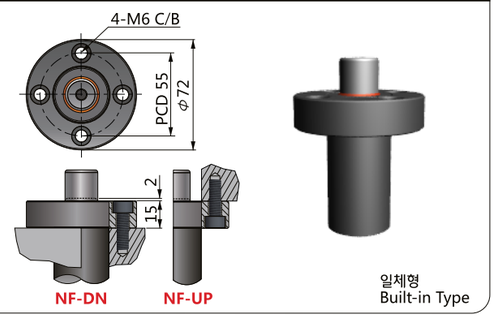

BF-BB-500

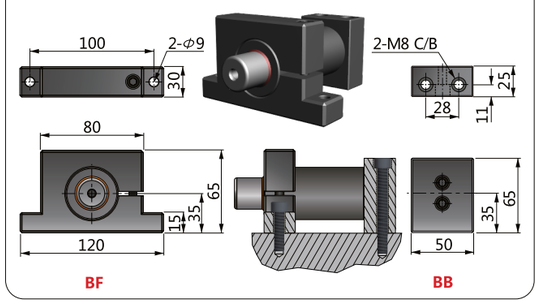

⚠주의 주문시 카운터보어 방향 DN/UP을 명기하여 주시기 바랍니다. 예)**N500-050-CBS-DN-QT04**
Please notify the direction of Counter - Bore when ordering「**CBS/NF**」

NB500 NB Type

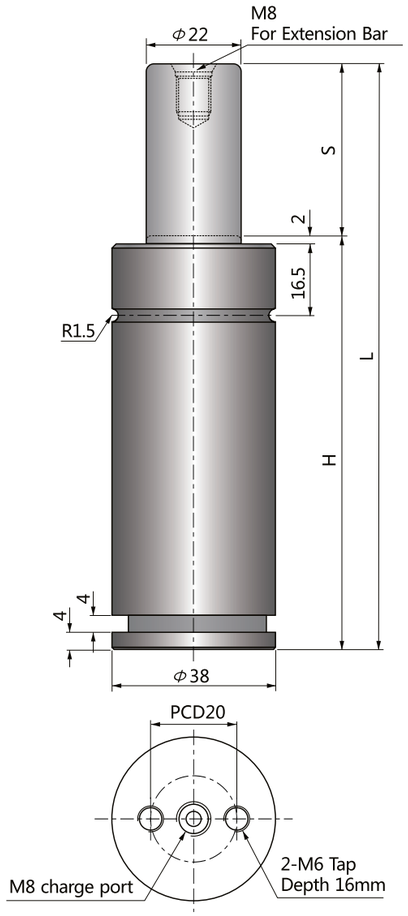

파워 실린더
Power Cylinders
Grooved Type

NB타입은 N타입과 동일하나, BH 분할형 마운트 장착과 배관이 용이하도록 실린더 하단에 그루브와 배관용 포트가 장착되어 있습니다.
실린더 직경 38mm(초기하중:500kgf)부터 120mm(7500kgf)까지 공급됩니다.
NB700부터 배관연결이 가능합니다.

NB type has the same characteristics as N type but has groove and side port for BH split type mount and hose connection.
The size starts from cylinder dia. 38mm(500kgf) to 120mm(7500kgf).
Hose connection is available from NB700.

코드 CODE	스트로크 S	H	L	FORCE(kgf) 초기하중 Fi	FORCE(kgf) 최대하중 Ff
NB500-10	10	70	80	500	800
NB500-15	15	75	90		
NB500-25	25	85	110		
NB500-40	40	100	140		
NB500-50	50	110	160		
NB500-65	65	125	190		
NB500-70	70	130	200		
NB500-80S	80	140	220		
NB500-80L	80	145	225		
NB500-90S	90	150	240		
NB500-90L	90	155	245		
NB500-100S	100	160	260		
NB500-100L	100	165	265		
NB500-125S	125	185	310		
NB500-125L	125	190	315		

주의 : 배관연결형 사용불가
Not available Hose-connection

주문방법 Ordering

NB500-□□□-□□-QT□□

- 주문수량 Ordering Quantity
- 장착용베이스/Mounting Base
- 스트로크/Stroke
- 초기하중/Initial Force

예)NB500-050-BS-QT04

스트로크 구간별 스프링하중 Spring Force - Stroke Diagram

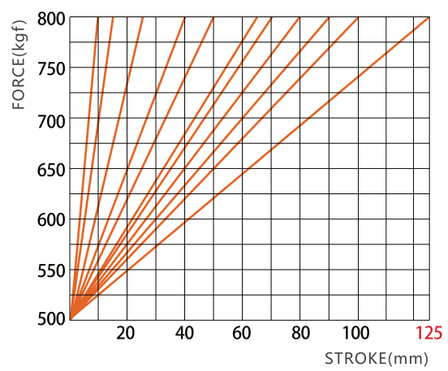

NB500 마운팅베이스(Mounting Bases)

BH-500

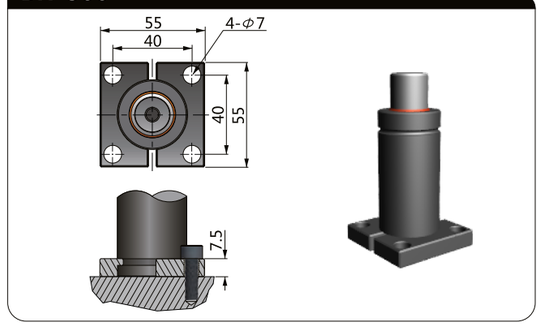

BS-500

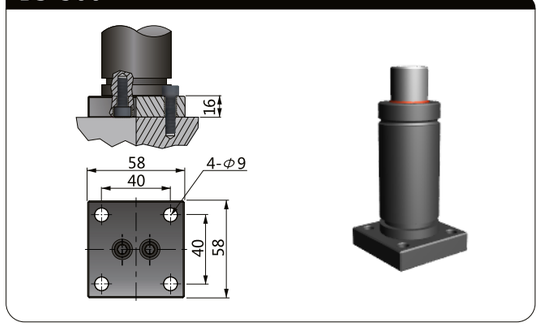

CBH-500

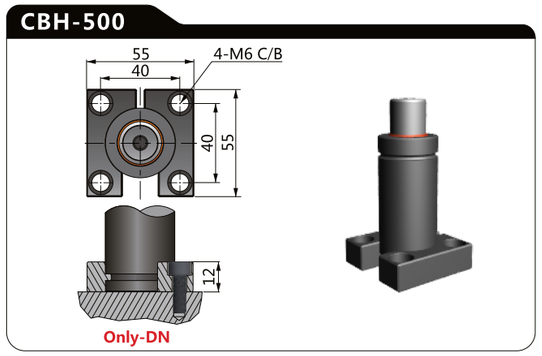

CBS-500

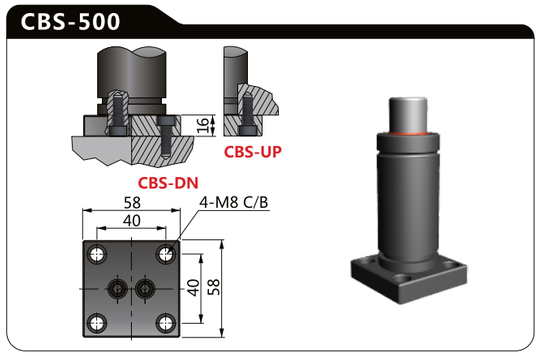

BC-500

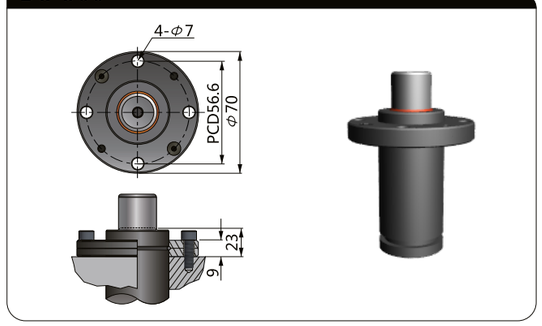

NF-500

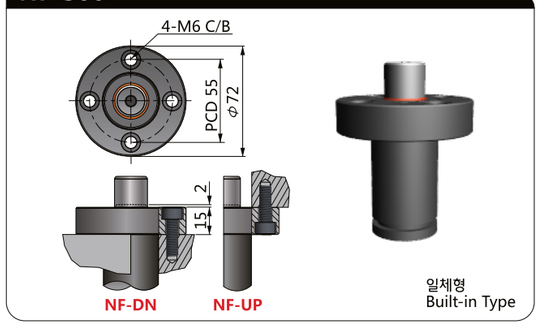

BF-BB-500

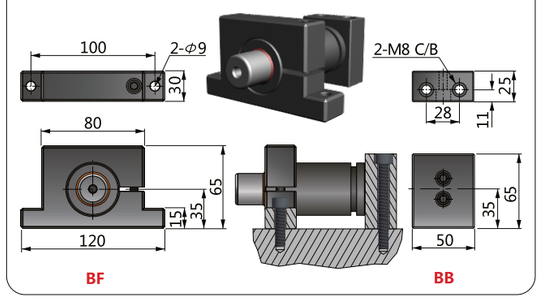

⚠주의 주문시 카운터보어 방향 DN/UP을 명기하여 주시기 바랍니다. 예)**NB500-050-CBS-DN-QT04**
Please notify the direction of Counter - Bore when ordering「**CBS/NF**」

500 Series

NS500 NS Type

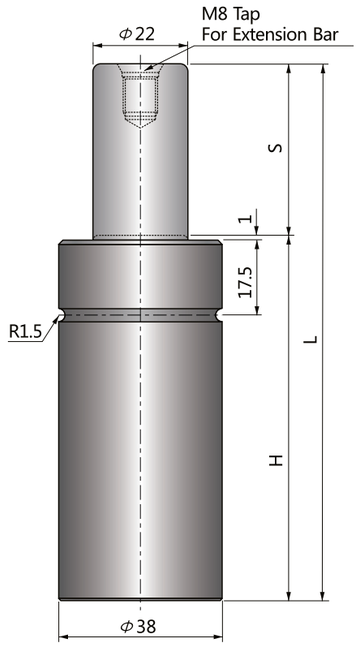

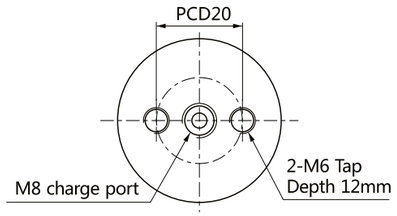

파워 콤팩트 실린더
Power Compact Cylinders

NS타입은 N타입 특성과 동일하나, 전체 높이가 낮아 금형 높이를 낮출 수 있습니다.
직경 19mm(100kgf)부터 120mm(7500kgf)까지 공급됩니다.

NS type has the same characteristics as N type but has shorter height to reduce the tooling height.
The size starts from cylinder dia. 19mm(100kgf) to 120mm(7500kgf).

코드 CODE	스트로크 S	H	L	FORCE(kgf)	
				초기하중 Fi	최대하중 Ff
NS500-10	10	55	65	500	800
NS500-15	15	60	75		
NS500-25	25	70	95		
NS500-40	40	85	125		
NS500-50	50	95	145		
NS500-65	65	110	175		
NS500-70	70	115	185		
NS500-80	80	125	205		
NS500-90	90	135	225		
NS500-100	100	145	245		
NS500-125	125	170	295		

주의 : 배관연결형 사용불가
Not available Hose-connection

주문방법
Ordering

NS500-□□□-□□-QT□□

- 주문수량 Ordering Quantity
- 장착용베이스/Mounting Base
- 스트로크/Stroke
- 초기하중/Initial Force

예)NS500-050-BS-QT04

스트로크 구간별 스프링하중
Spring Force - Stroke Diagram

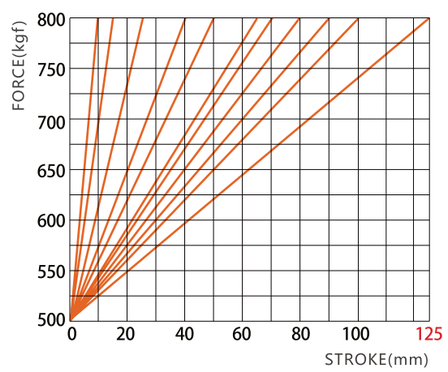

NS500 마운팅베이스(Mounting Bases)

BS-500

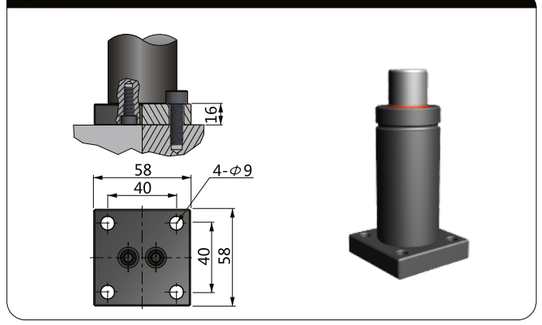

CBS-500

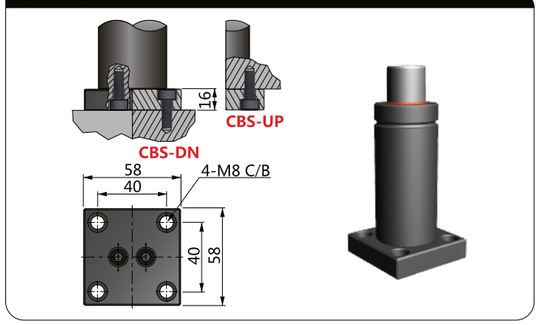

BC-500

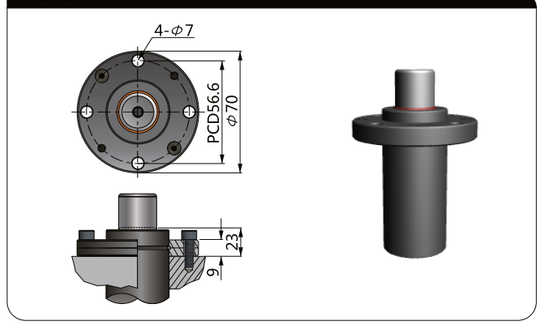

NF-500

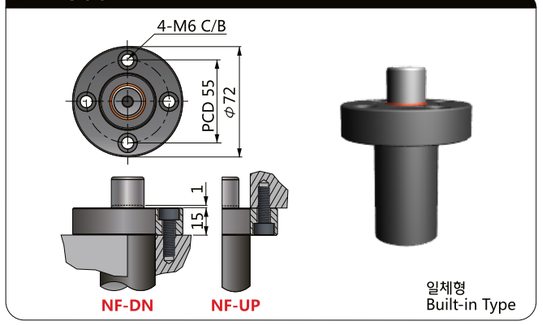

BF-BB-500

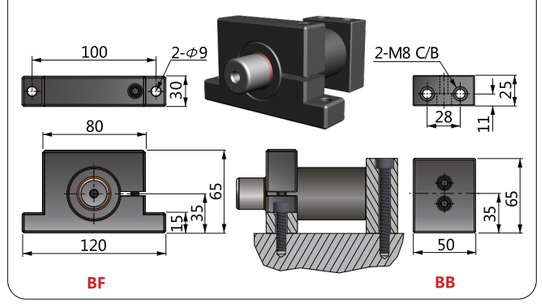

⚠주의 주문시 카운터보어 방향 DN/UP을 명기하여 주시기 바랍니다. 예)**NS500-050-CBS-DN-QT04**
Please notify the direction of Counter - Bore when ordering「**CBS/NF**」

500 Series

NSB500 NSB Type

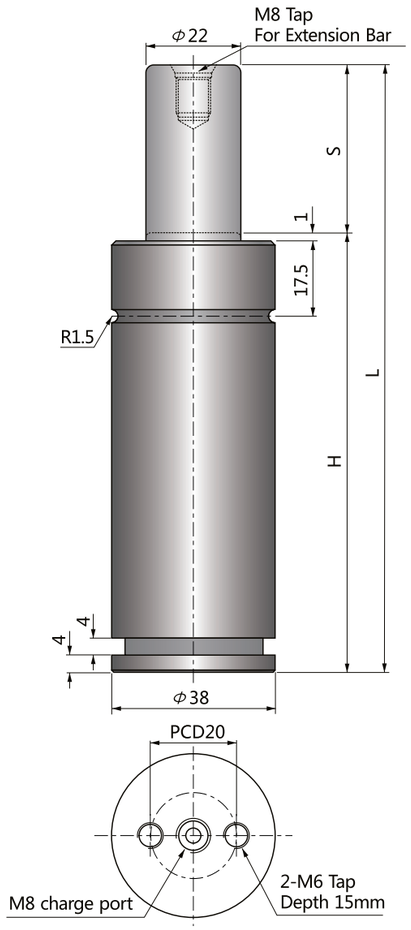

파워 콤팩트 실린더
Power Compact Cylinders
Grooved Type

NSB타입은 NS타입과 동일하나, BH 분할형 마운트 장착과 배관이 용이하도록 실린더 하단에 그루브와 배관용 포트가 장착되어 있으며 NS타입 대비 20mm가 높습니다.
실린더 직경 38mm(500kgf)부터 120mm(7500kgf)까지 공급됩니다.
NSB700부터 배관연결이 가능합니다.

NSB type has the same characteristics as NS type but has groove and side port for BH split type mount and hose connection.
20mm higher than NS type.
The size starts from cylinder dia. 38mm(1000kgf) to 120mm(7500kgf).
Hose connection is available from NSB700.

코드 CODE	스트로크 S	H	L	FORCE(kgf)	
				초기하중 Fi	최대하중 Ff
NSB500-10	10	75	85	500	800
NSB500-15	15	80	95		
NSB500-25	25	90	115		
NSB500-40	40	105	145		
NSB500-50	50	115	165		
NSB500-65	65	130	195		
NSB500-70	70	135	205		
NSB500-80	80	145	225		
NSB500-90	90	155	245		
NSB500-100	100	165	265		
NSB500-125	125	190	315		

주의 : 배관연결형 사용불가
Not available Hose-connection

주문방법
Ordering

NSB500-□□□-□□-QT□□

- 주문수량 Ordering Quantity
- 장착용베이스/Mounting Base
- 스트로크/Stroke
- 초기하중/Initial Force

예)NSB500-050-BS-QT04

스트로크 구간별 스프링하중
Spring Force - Stroke Diagram

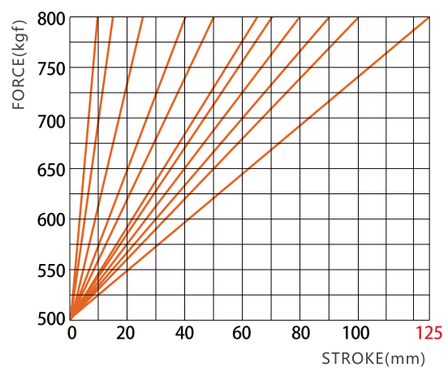

NSB500 마운팅베이스(Mounting Bases)

500 Series

BH-500

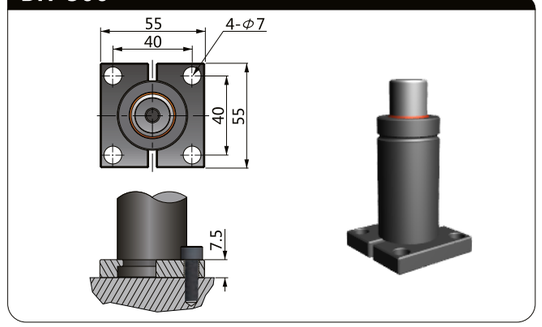

BS-500

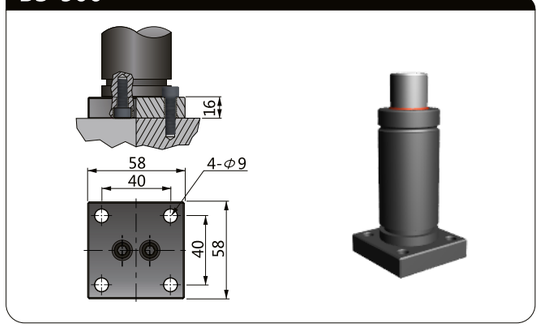

CBH-500

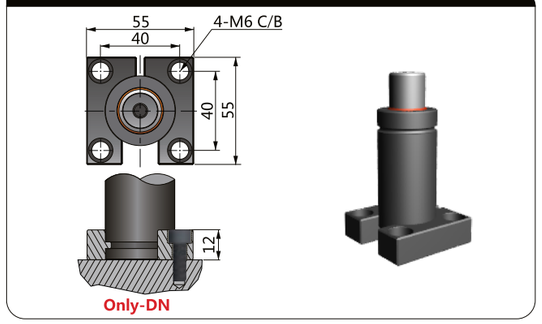

CBS-500

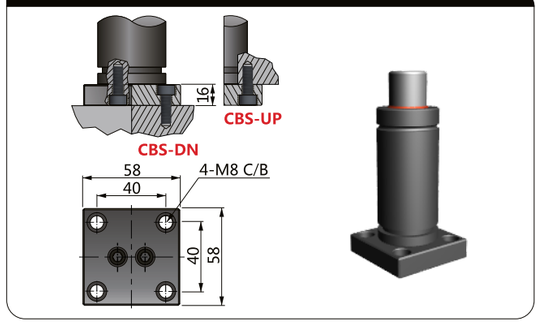

BC-500

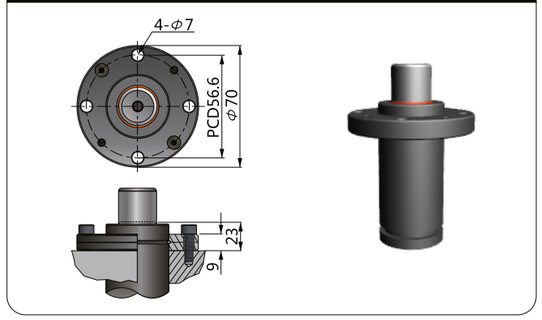

NF-500

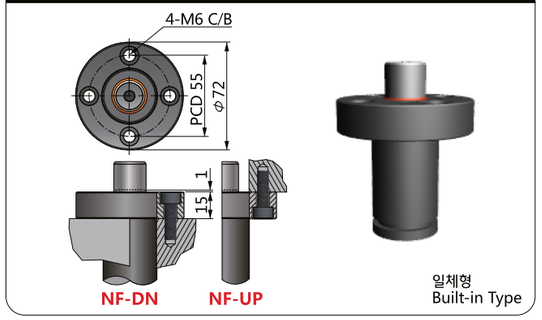

BF-BB-500

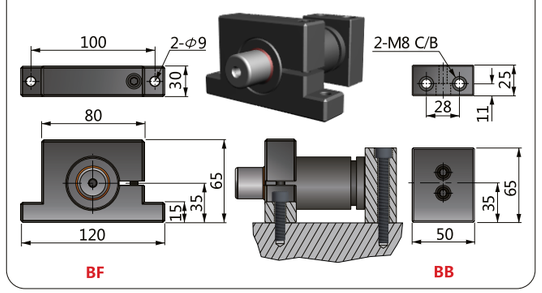

⚠주의 주문시 카운터보어 방향 DN/UP을 명기하여 주시기 바랍니다. 예)**NSB500-050-CBS-DN-QT04**
Please notify the direction of Counter - Bore when ordering「**CBS/NF**」

NSC500 NSC Type

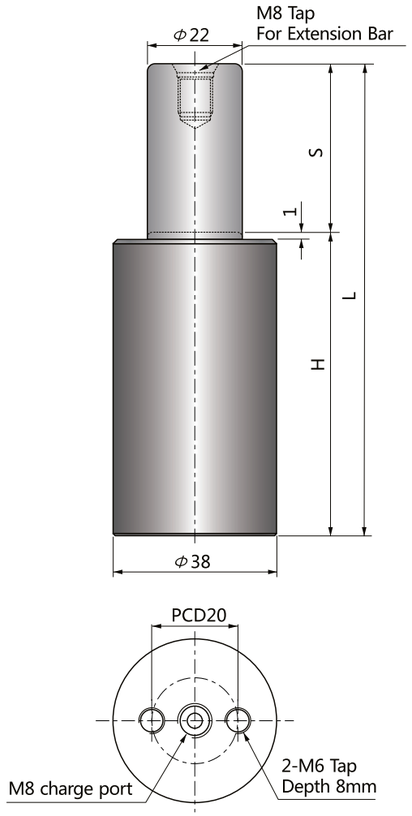

파워 콤팩트 실린더
Power Compact Cylinders

NSC타입은 NS타입 특성과 동일하나, 더 작은 사이즈 제품으로 금형 높이를 더욱 최소화할 수 있습니다.
실린더 직경 19mm(100kgf)부터 120mm(7500kgf)까지 공급됩니다.

NSC type has the same characteristics as NS type but very suitable to minimize the tooling height due to the shorter height compared with NS type.
The size starts from cylinder dia. 19mm(100kgf) to 120mm(7500kgf).

코드 CODE	스트로크 S	H	L	FORCE(kgf)	
				초기하중 Fi	최대하중 Ff
NSC500-10	10	40	50	500	800
NSC500-15	15	45	60		
NSC500-25	25	55	80		
NSC500-40	40	70	110		
NSC500-50	50	80	130		
NSC500-65	65	95	160		
NSC500-70	70	100	170		
NSC500-80	80	110	190		
NSC500-90	90	120	210		
NSC500-100	100	130	230		

주의 : 배관연결형 사용불가
Not available Hose-connection

주문방법
Ordering

NSC500-□□□-□□-QT□□

- 주문수량 Ordering Quantity
- 장착용베이스/Mounting Base
- 스트로크/Stroke
- 초기하중/Initial Force

예)NSC500-050-BS-QT04

스트로크 구간별 스프링하중
Spring Force - Stroke Diagram

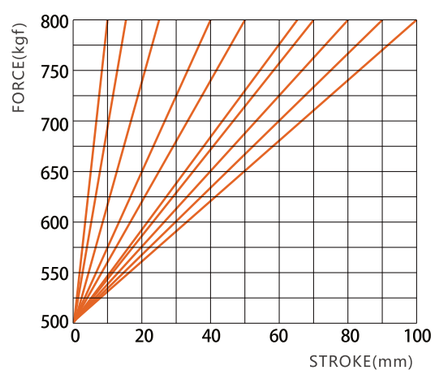

NSC500 마운팅베이스(Mounting Bases)

BS-500

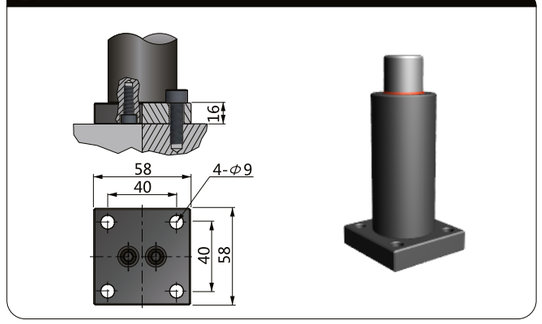

CBS-500

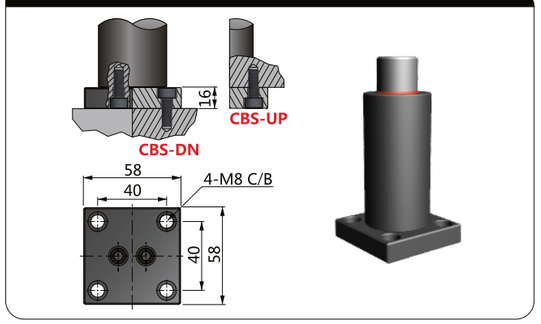

NF-500

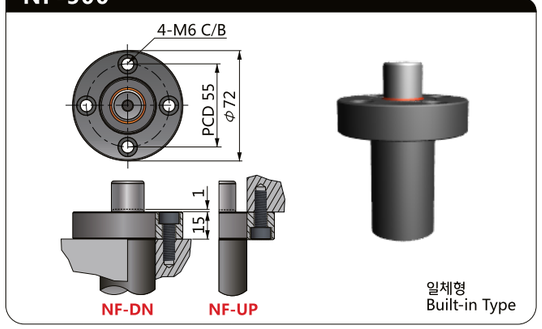

BF-BB-500

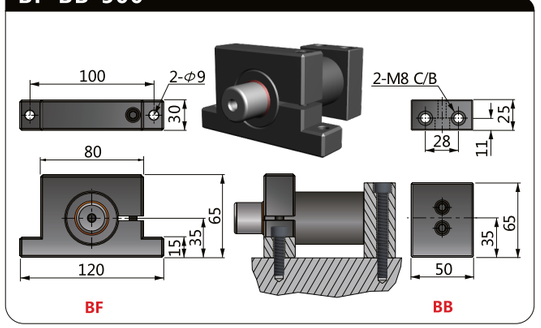

500 Series

⚠주의 주문시 카운터보어 방향 DN/UP을 명기하여 주시기 바랍니다. 예)**NSC500-050-CBS-DN-QT04**
Please notify the direction of Counter - Bore when ordering「**CBS/NF**」

NM500 NM Type

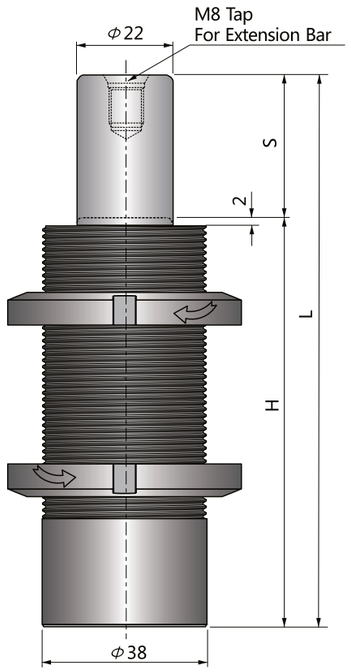

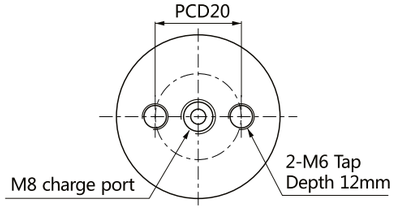

스크류 실린더
Screw Cylinders

NM타입은 실린더 몸체에 M38 나사를 가공하여 장착 및 상하 위치 조정이 용이합니다.
2개의 링-너트와 함께 공급됩니다.

NM type cylinder has M38 thread body for convenient position control.
2-ring nuts are supplied with cylinder.

코드 CODE	스트로크 S	H	L	FORCE(kgf)	
				초기하중 Fi	최대하중 Ff
NM500-10	10	65	75	500	800
NM500-15	15	70	85		
NM500-25	25	80	105		
NM500-40	40	95	135		
NM500-50	50	105	155		
NM500-65	65	120	185		
NM500-70	70	125	195		
NM500-80	80	135	215		
NM500-90	90	145	235		
NM500-100	100	155	255		

주의 : 배관연결형 사용불가
Not available Hose-connection

주문방법
Ordering

NM500-□□□-QT□□

- 주문수량 Ordering Quantity
- 스트로크/Stroke
- 초기하중/Initial Force

예)NM500-050-QT04

스트로크 구간별 스프링하중
Spring Force - Stroke Diagram

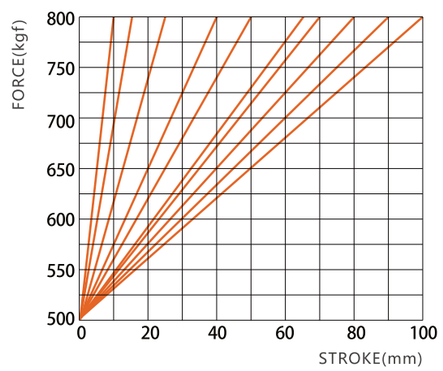

NM500 마운팅베이스(Mounting Bases)

NM-500

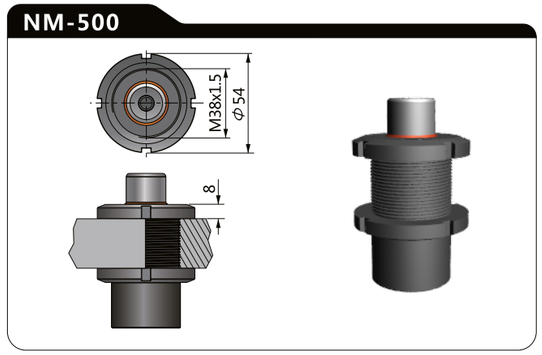

500 Series

NC500 NC Type

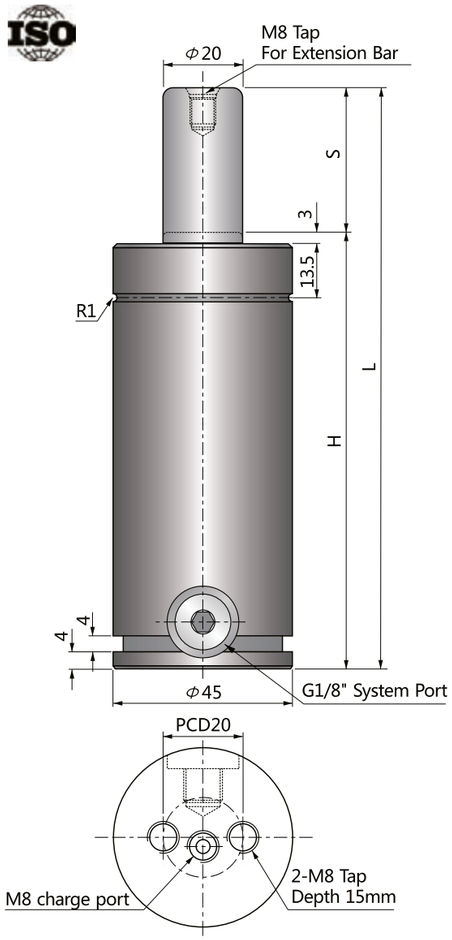

ISO11901 스탠다드 실린더
ISO11901 Standard Cylinders

NC타입은 ISO11901 표준규격을 채택하여 호환성이 우수합니다.
직경 38mm(250kgf)부터 195mm(10000kgf)까지 공급되며,
NC500 부터 배관연결이 가능합니다.

NC type corresponds to ISO11901 standard and keep the compatibility.
The size starts from cylinder dia. 38mm(250kgf) to 195mm(10000kgf).
Hose connection is available from NC500.

코드 CODE	스트로크 S	H	L	FORCE(kgf)	
				초기하중 Fi	최대하중 Ff
NC500-10	10	95	105	500	800
NC500-13	12.7	97.7	110.4		
NC500-16	16	101	117		
NC500-19	19	104	123		
NC500-25	25	110	135		
NC500-38	38	123.2	161.2		
NC500-40	40	125	165		
NC500-50	50	135	185		
NC500-63	63	149	212		
NC500-65	65	150	215		
NC500-70	70	155	225		
NC500-80	80	165	245		
NC500-90	90	175	265		
NC500-100	100	185	285		
NC500-125	125	210	335		
NC500-160	160	245	405		

주의 : 배관연결형 사용가능
Available Hose-connection

주문방법
Ordering

NC500-□□□-□□-QT□□

- 주문수량 Ordering Quantity
- 장착용베이스/Mounting Base
- 스트로크/Stroke
- 초기하중/Initial Force

예)NC500-050-BS-QT04

스트로크 구간별 스프링하중
Spring Force - Stroke Diagram

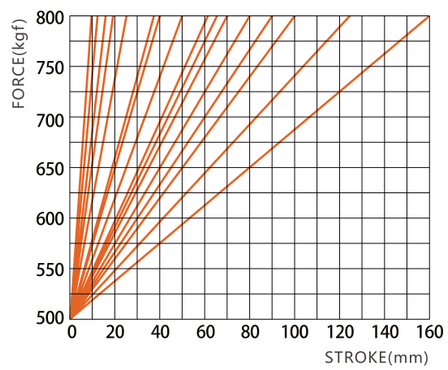

NC500 마운팅베이스(Mounting Bases)

BH-500NC

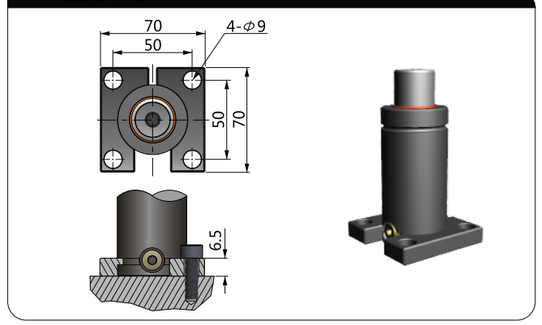

BS-500NC

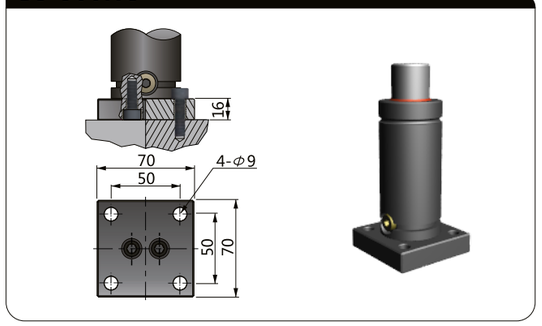

CBS-500NC

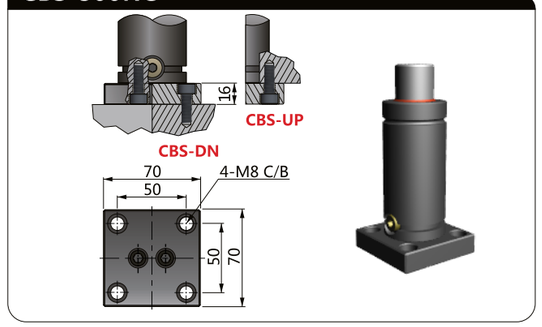

BC-500NC

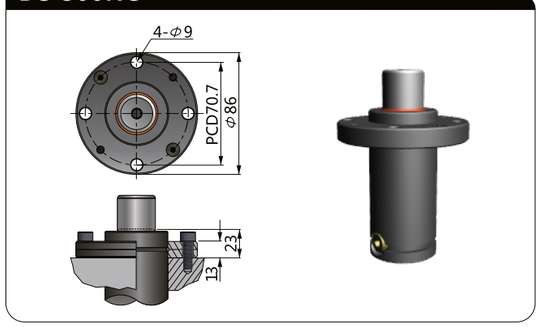

BP-500NC

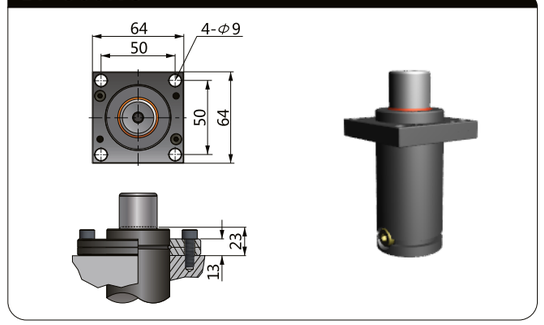

BF-BB-500NC

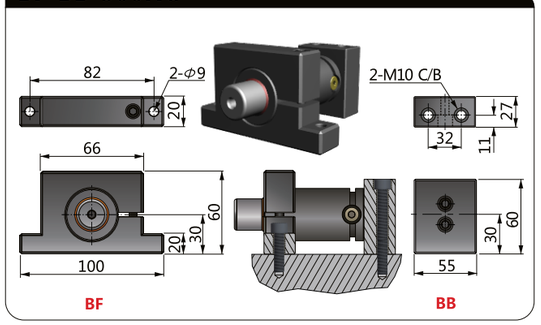

⚠주의 주문시 카운터보어 방향 DN/UP을 명기하여 주시기 바랍니다. 예)**NC500-050-CBS-DN-QT04**
Please notify the direction of Counter - Bore when ordering「**CBS**」

500 Series

NK500 NK Type

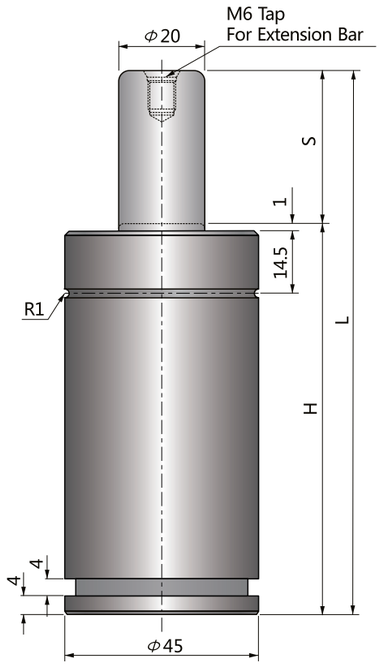

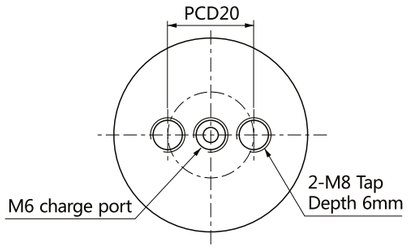

콤팩트 실린더
Compact Cylinders

NK타입은 NC(ISO)타입과 동일하나, 전체 높이가 낮아 금형 높이를 낮출 수 있습니다.
실린더 직경 45mm(500kgf)부터 75mm(1500kgf)까지 공급됩니다.
NK750부터 배관연결이 가능합니다.

NK type has the same characteristics as NC type but has shorter height to reduce the tooling height.
The size starts from cylinder dia. 45mm(500kgf) to 75mm(1500kgf).
Hose connection is available from NK750.

코드 CODE	스트로크 S	H	L	FORCE(kgf) 초기하중 Fi	FORCE(kgf) 최대하중 Ff
NK500-6	6	56	62	470	750
NK500-13	13	62.4	75.4		
NK500-19	19	69.1	88.1		
NK500-25	25	75	100		
NK500-38	38	88.2	126.2		
NK500-50	50	100	150		
NK500-64	64	113	177		
NK500-70	70	120	190		
NK500-80	80	130	210		
NK500-90	90	140	230		
NK500-100	100	150	250		
NK500-125	125	175	300		

주의 : 배관연결형 사용불가
Not available Hose-connection

주문방법
Ordering

NK500-□□□-□□-QT□□

- 주문수량 Ordering Quantity
- 장착용베이스/Mounting Base
- 스트로크/Stroke
- 초기하중/Initial Force

예)NK500-050-BH-QT04

스트로크 구간별 스프링하중
Spring Force - Stroke Diagram

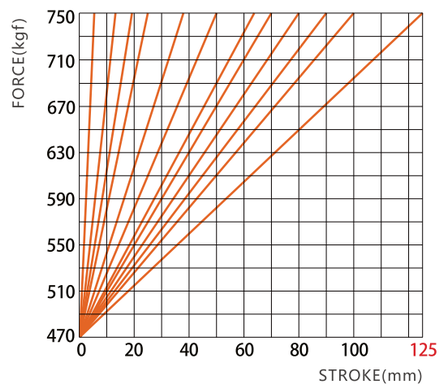

NK500 마운팅베이스(Mounting Bases)

BH-500NK

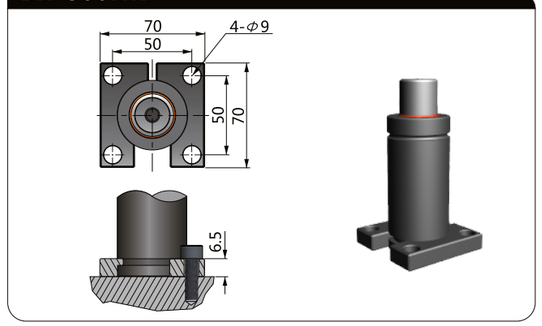

BS-500NK

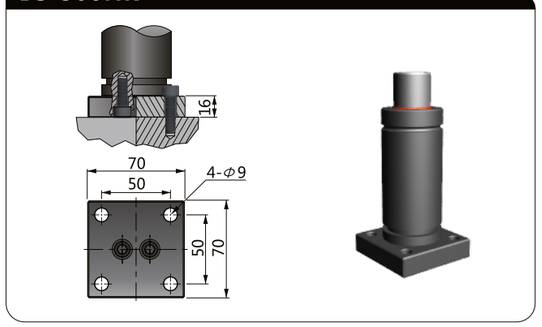

CBS-500NK

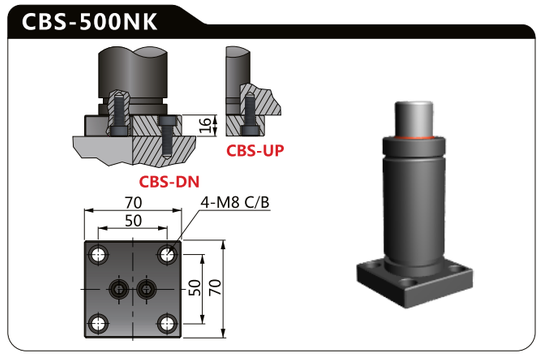

BC-500NK

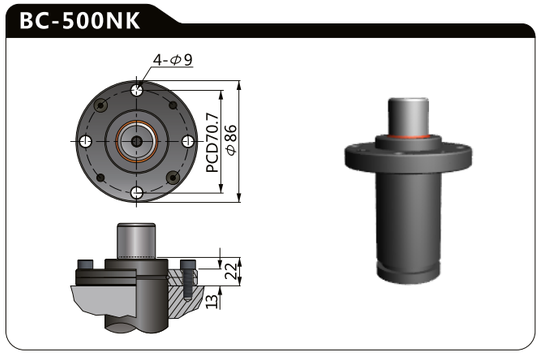

BP-500NK

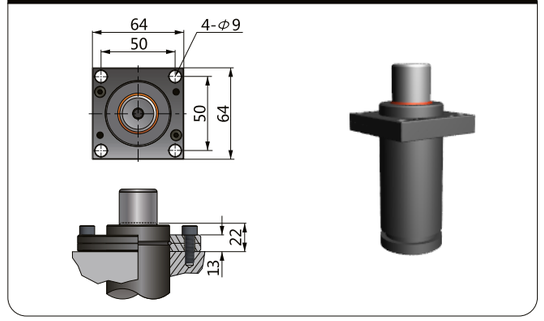

⚠주의 주문시 카운터보어 방향 DN/UP을 명기하여 주시기 바랍니다. 예)**NK500-050-CBS-DN-QT04**
Please notify the direction of Counter - Bore when ordering「**CBS**」

NT500 NT Type

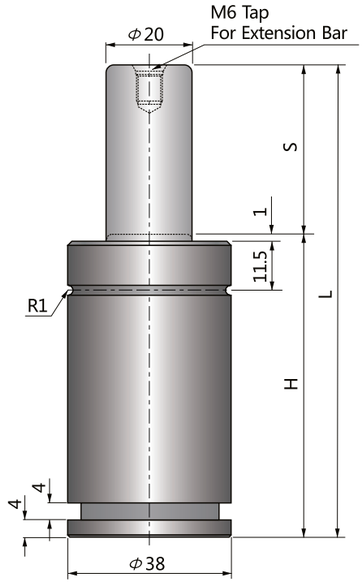

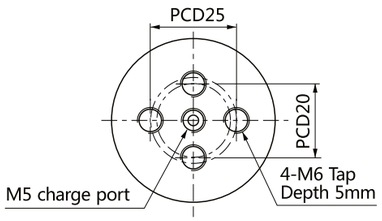

슈퍼 콤팩트 실린더
Super Compact Cylinders

NT 타입의 특성은 N 타입과 동일하며, 같은 사이즈의 실린더 중에서 전체 높이가 가장 낮아 금형 높이를 더욱 최소화 할 수 있으며, NT1000부터 배관연결이 가능합니다.
직경 19mm(170kg)부터 150mm(9500kg) 까지 공급됩니다.

NT type has same characteristics with N type and has shortest height among same size cylinders, suitable to minimize the tooling height and able to hose connection from NT1000.
The size starts from 19mm(170kg) to 150mm(9500kg).

코드 CODE	스트로크 S	H	L	FORCE(kgf)	
				초기하중 Fi	최대하중 Ff
NT500-10	10	40	50	500	800
NT500-13	13	43	56		
NT500-16	16	46	62		
NT500-19	19	49	68		
NT500-25	25	55	80		
NT500-32	32	62	94		
NT500-38	38	68	106		
NT500-50	50	80	130		
NT500-63	63	93	156		
NT500-75	75	105	180		
NT500-80	80	110	190		
NT500-100	100	130	230		
NT500-125	125	155	280		

주의 : 배관연결형 사용불가
Not available Hose-connection

주문방법 Ordering

NT500-□□□-□□-QT□□

- 주문수량 Ordering Quantity
- 장착용베이스/Mounting Base
- 스트로크/Stroke
- 초기하중/Initial Force

예)NT500-050-BS-QT04

스트로크 구간별 스프링하중 Spring Force - Stroke Diagram

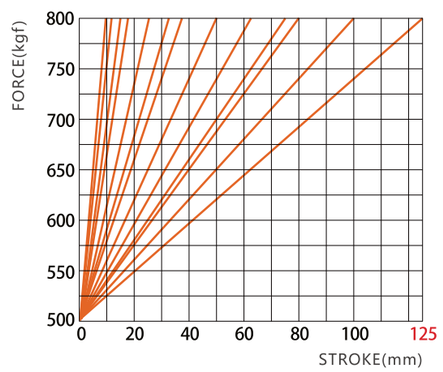

NT500 마운팅베이스(Mounting Bases)

BH-500

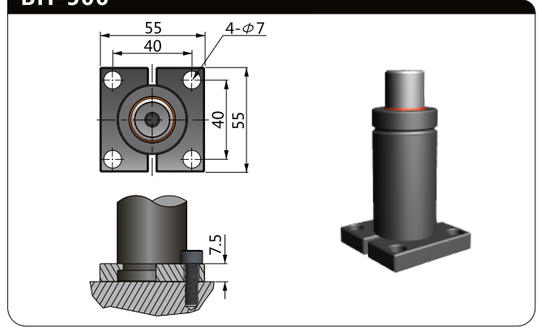

BS-500

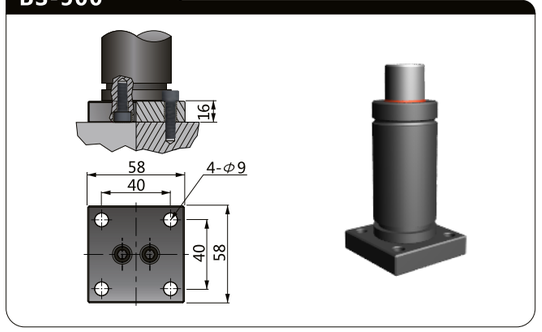

CBS-500

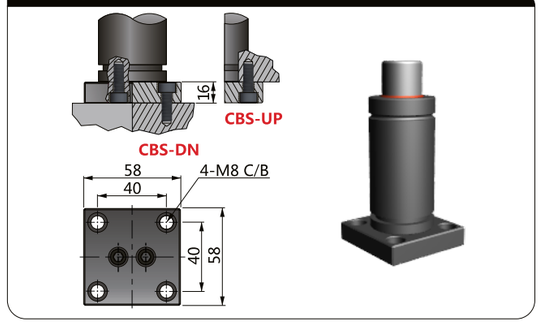

BC-500NT

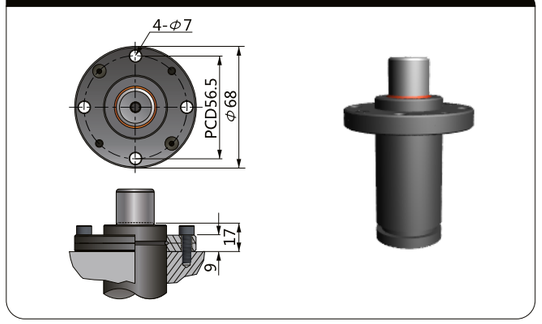

BP-500NT

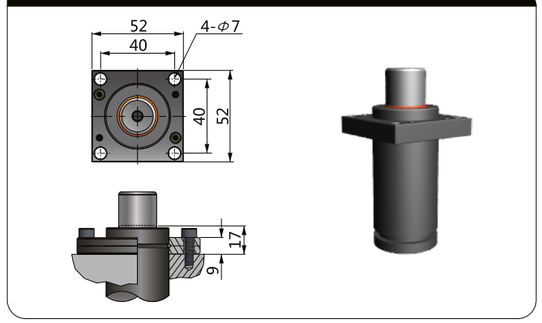

BF-BB-500

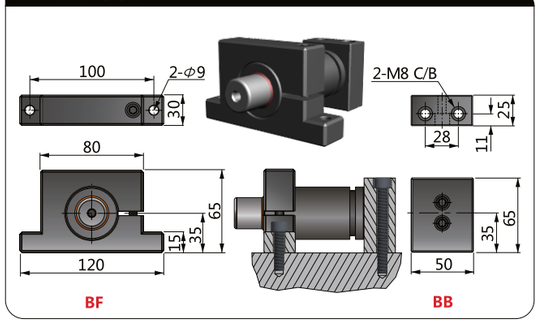

⚠주의 주문시 카운터보어 방향 DN/UP을 명기하여 주시기 바랍니다. 예)**NT500-050-CBS-DN-QT04**
Please notify the direction of Counter - Bore when ordering「**CBS**」

500 Series

NTT500 NTT Type

NEW!

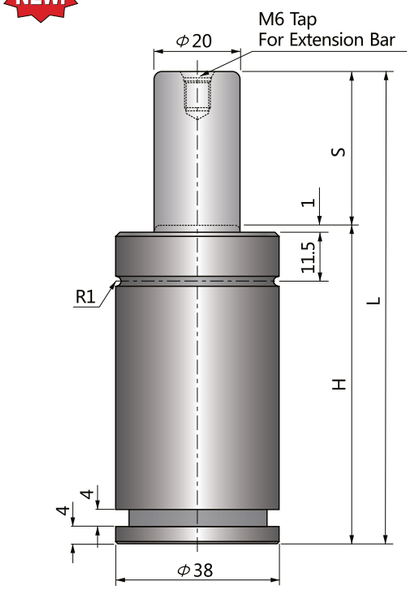

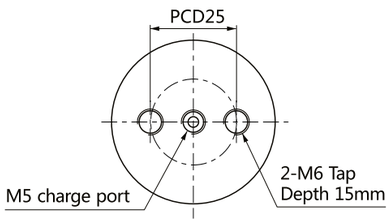

슈퍼 콤팩트 실린더
Super Compact Cylinders

NTT타입 특성은 NT타입과 동일하나, 강력한 장착을 위하여 고정용 탭의 칫수가 한 단계 크며 나사산의 깊이도 더욱 긴 16mm입니다.
NTT1000부터 배관연결이 가능합니다.
직경 32mm(350kgf)부터 150mm(9500kgf)까지 공급됩니다.

NTT type has same characteristics as NT type but has bigger tap size and 16mm thread dept for more secure mounting.
Available hose connection from NTT1000.
The size starts from 32mm(350kg) to 150mm(9500kg).

코드 CODE	스트로크 S	H	L	FORCE(kgf) 초기하중 Fi	FORCE(kgf) 최대하중 Ff
NTT500-10	10	50	60	500	800
NTT500-13	13	53	66		
NTT500-16	16	56	72		
NTT500-19	19	59	78		
NTT500-25	25	65	90		
NTT500-32	32	72	104		
NTT500-38	38	78	116		
NTT500-50	50	90	140		
NTT500-63	63	103	166		
NTT500-75	75	115	190		
NTT500-80	80	120	200		
NTT500-100	100	140	240		
NTT500-125	125	165	290		

주의 : 배관연결형 사용불가
Not available Hose-connection

주문방법
Ordering

NTT500-□□□-□□-QT□□

- 주문수량 Ordering Quantity
- 장착용베이스/Mounting Base
- 스트로크/Stroke
- 초기하중/Initial Force

예)NTT500-050-BP-QT04

스트로크 구간별 스프링하중
Spring Force - Stroke Diagram

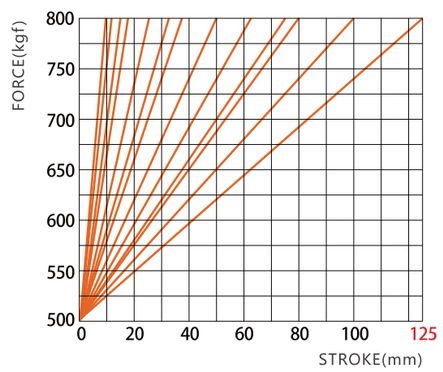

NTT500 마운팅베이스(Mounting Bases)

BH-500NTT

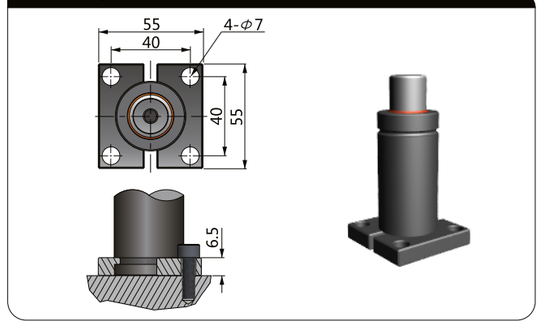

BC-500NTT

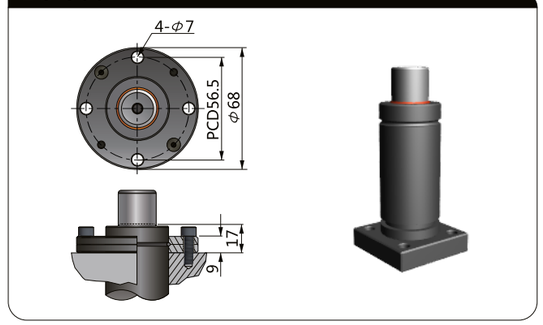

BP-500NTT

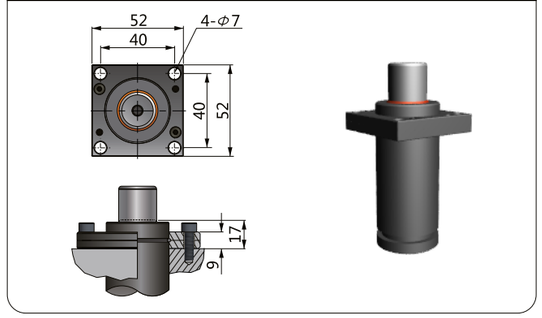

500 Series

초기하중 700 Initial Force

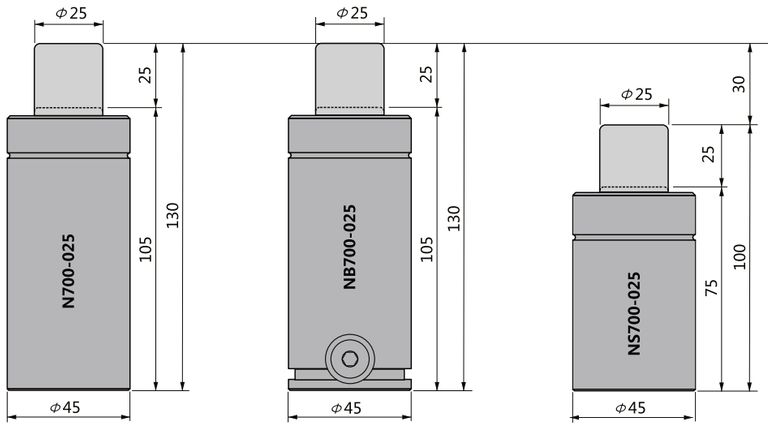

초기하중 700 Initial Force

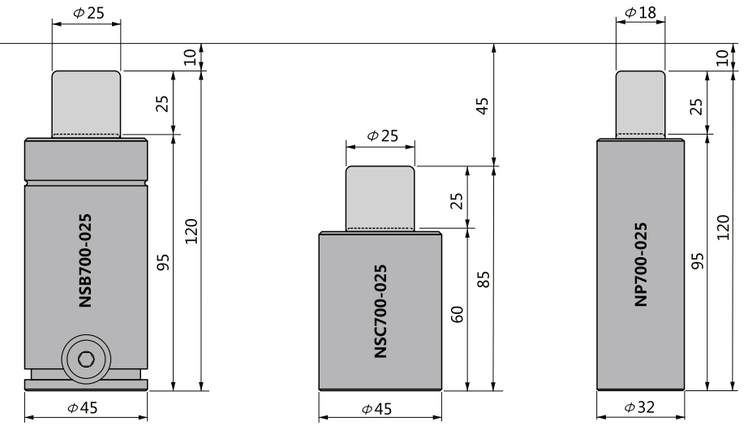

초기하중 750 Initial Force

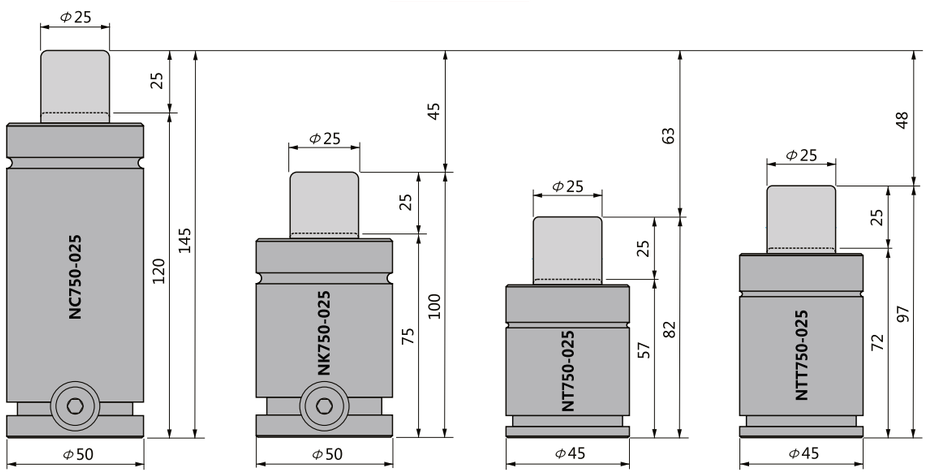

초기하중 1000 Initial Force

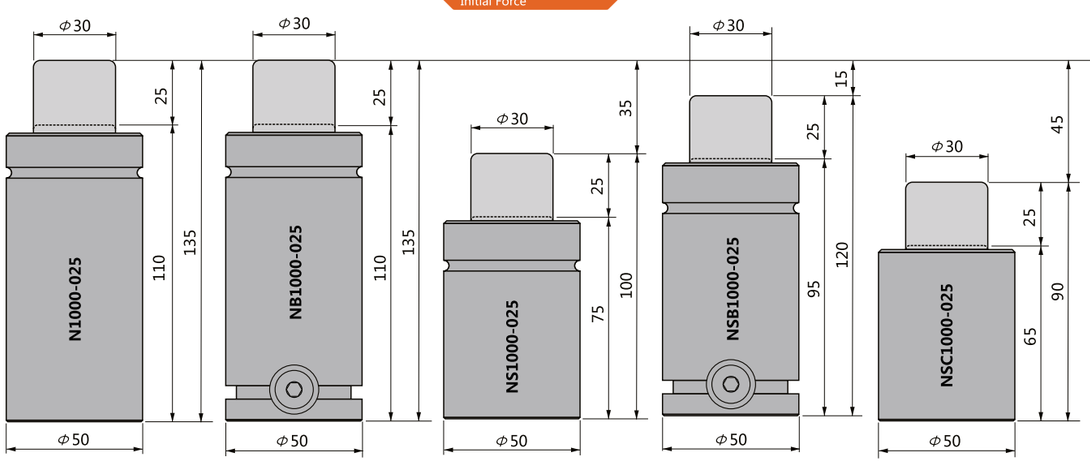

초기하중 1000 Initial Force

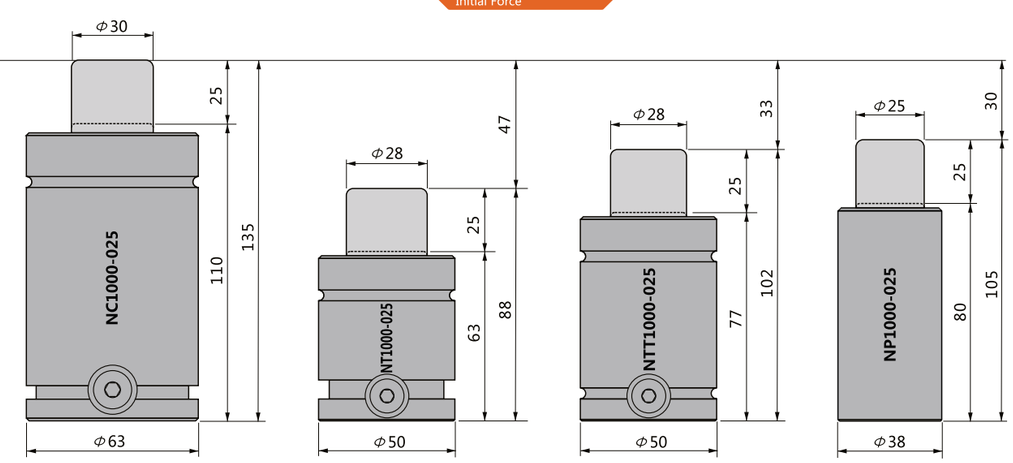

N700 N Type

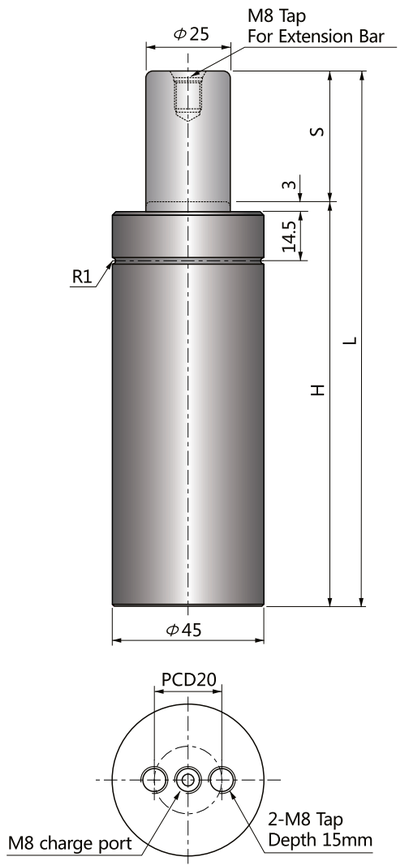

파워 실린더
Power Cylinders

N타입은 ISO11901(NC타입) 대비 스프링 능력이 30% 이상 강하며 높이도 10~15mm 낮아 금형 내 공간 활용성을 최적화하여 줍니다.
실린더 직경 19mm(초기하중:100kgf)부터 120mm(7500kgf)까지 공급됩니다.
배관연결은 NB타입을 적용하여 주십시오.

N Type optimizes the space applications in stamping tools thanks to 10~15mm lower height and more than 30% powerful spring force compared with ISO11901(NC type) gas springs.
The size starts from cylinder dia. 19mm(100kgf) to 120mm(7500kgf).
Select the NB type for hose connection.

코드 CODE	스트로크 S	H	L	FORCE(kgf)	
				초기하중 Fi	최대하중 Ff
N700-10	10	90	100	700	1200
N700-15	15	95	110		
N700-25	25	105	130		
N700-40	40	120	160		
N700-50	50	130	180		
N700-65	65	145	210		
N700-70	70	150	220		
N700-80	80	160	240		
N700-90	90	170	260		
N700-100	100	180	280		
N700-125	125	205	330		

주의 : 배관연결형 사용불가
Not available Hose-connection

주문방법
Ordering

N700-□□□-□□-QT□□

- 주문수량 Ordering Quantity
- 장착용베이스/Mounting Base
- 스트로크/Stroke
- 초기하중/Initial Force

예)N700-050-BS-QT04

스트로크 구간별 스프링하중
Spring Force - Stroke Diagram

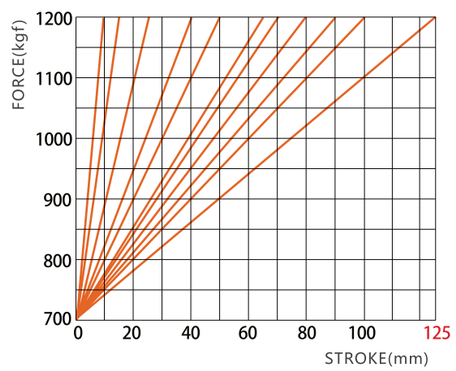

N700 마운팅베이스(Mounting Bases)

BS-700

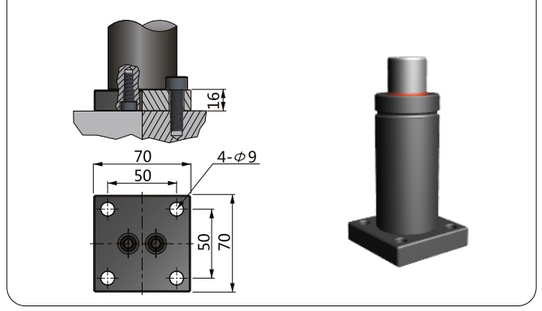

CBS-700

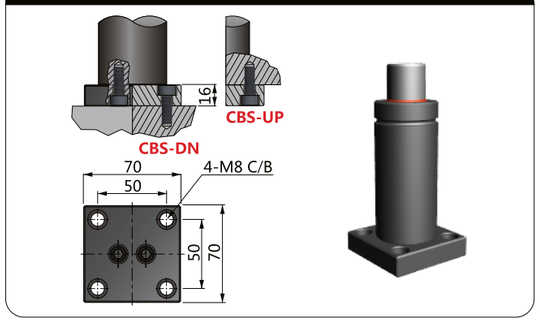

BC-700

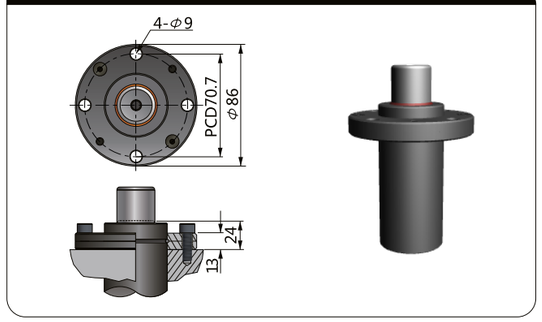

BP-700

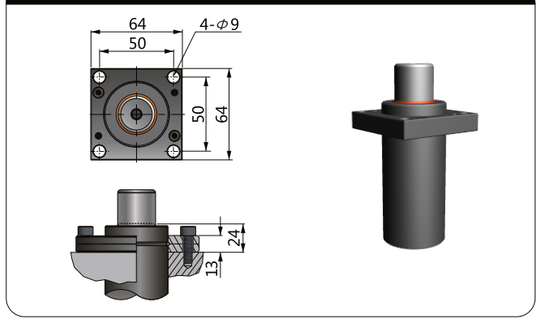

700~750 Series

⚠주의 주문시 카운터보어 방향 DN/UP을 명기하여 주시기 바랍니다. 예)**N700-050-CBS-DN-QT04**
Please notify the direction of Counter - Bore when ordering「**CBS**」

NB700 NB Type

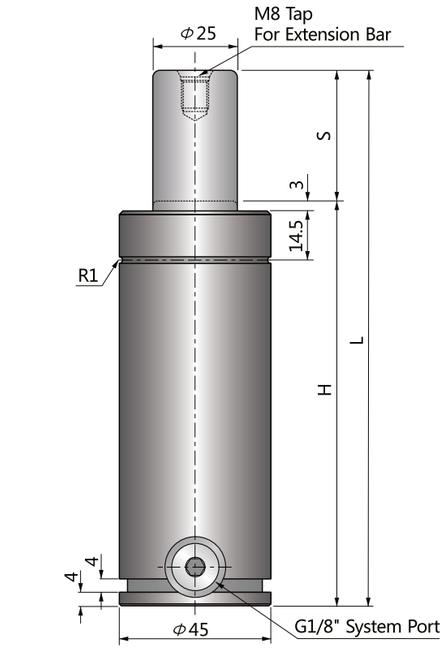

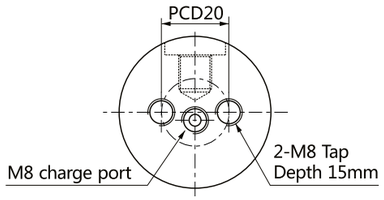

파워 실린더
Power Cylinders
Grooved Type

NB타입은 N타입과 동일하나, BH 분할형 마운트 장착과 배관이 용이하도록 실린더 하단에 그루브와 배관용 포트가 장착되어 있습니다.
실린더 직경 38mm(초기하중:500kgf)부터 120mm(7500kgf)까지 공급됩니다.
NB700부터 배관연결이 가능합니다.

NB type has the same characteristics as N type but has groove and side port for BH split type mount and hose connection.
The size starts from cylinder dia. 38mm(500kgf) to 120mm(7500kgf).
Hose connection is available from NB700.

코드 CODE	스트로크 S	H	L	FORCE(kgf) 초기하중 Fi	FORCE(kgf) 최대하중 Ff
NB700-10	10	90	100	700	1200
NB700-15	15	95	110		
NB700-25	25	105	130		
NB700-40	40	120	160		
NB700-50	50	130	180		
NB700-65	65	145	210		
NB700-70	70	150	220		
NB700-80	80	160	240		
NB700-90	90	170	260		
NB700-100	100	180	280		
NB700-125	125	205	330		

주의 : 배관연결형 사용가능
Available Hose-connection

주문방법
Ordering

NB700-□□□-□□-QT□□

- 주문수량 Ordering Quantity
- 장착용베이스/Mounting Base
- 스트로크/Stroke
- 초기하중/Initial Force

예)NB700-050-BS-QT04

스트로크 구간별 스프링하중
Spring Force - Stroke Diagram

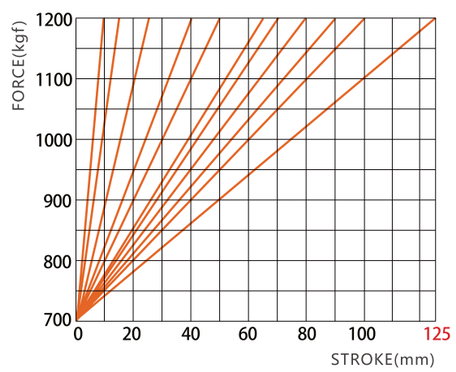

NB700 마운팅베이스(Mounting Bases)

BH-700

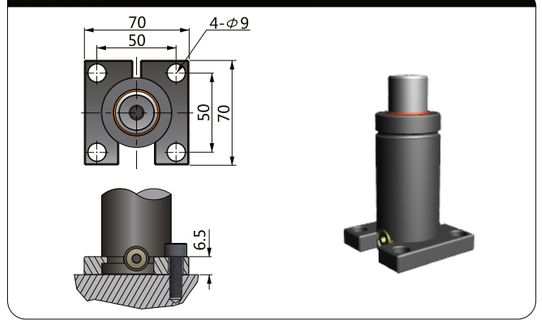

BS-700

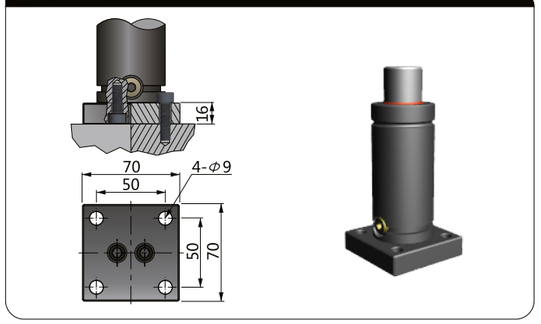

CBS-700

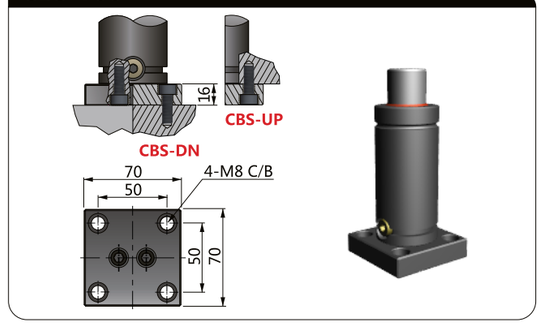

BC-700

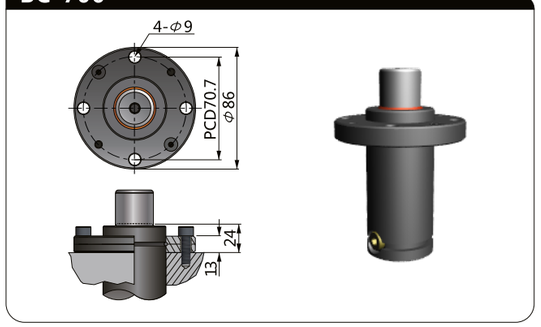

BP-700

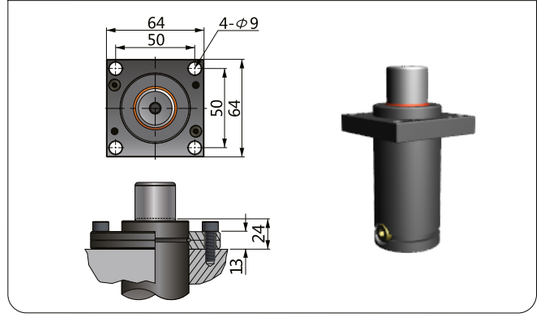

700~750 Series

⚠주의 주문시 카운터보어 방향 DN/UP을 명기하여 주시기 바랍니다. 예)**NB700-050-CBS-DN-QT04**
Please notify the direction of Counter - Bore when ordering「**CBS**」

NS700 NS Type

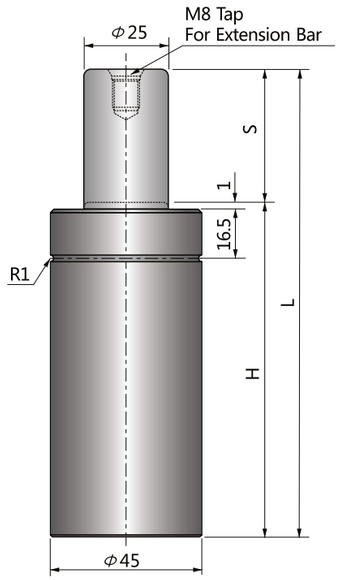

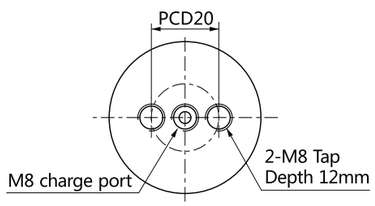

파워 콤팩트 실린더
Power Compact Cylinders

NS타입은 N타입 특성과 동일하나, 전체 높이가 낮아 금형 높이를 낮출 수 있습니다.
직경 19mm(100kgf)부터 120mm(7500kgf)까지 공급됩니다.
배관연결은 NSB타입을 적용하여 주십시오.

NS type has the same characteristics as N type but has shorter height to reduce the tooling height.
The size starts from cylinder dia. 19mm(100kgf) to 120mm(7500kgf).
Select the NSB type for hose connection.

코드 CODE	스트로크 S	H	L	FORCE(kgf)	
				초기하중 Fi	최대하중 Ff
NS700-10	10	60	70	700	1200
NS700-15	15	65	80		
NS700-25	25	75	100		
NS700-40	40	90	130		
NS700-50	50	100	150		
NS700-65	65	115	180		
NS700-70	70	120	190		
NS700-80	80	130	210		
NS700-90	90	140	230		
NS700-100	100	150	250		
NS700-125	125	175	300		

주의 : 배관연결형 사용불가
Not available Hose-connection

주문방법
Ordering

NS700-□□□-□□-QT□□

- 주문수량 Ordering Quantity
- 장착용베이스/Mounting Base
- 스트로크/Stroke
- 초기하중/Initial Force

예)NS700-050-BS-QT04

스트로크 구간별 스프링하중
Spring Force - Stroke Diagram

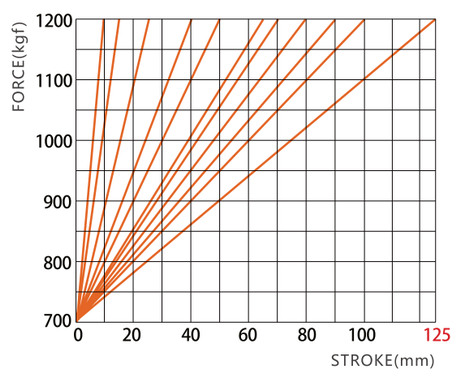

NS700 마운팅베이스(Mounting Bases)

BS-700

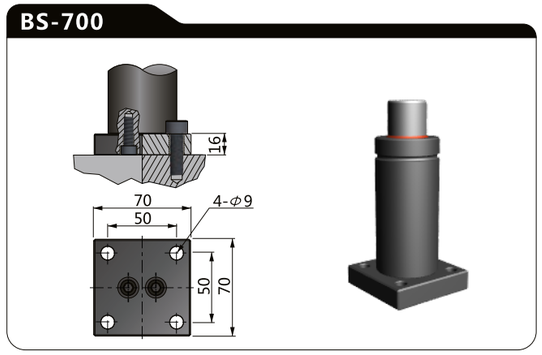

CBS-700

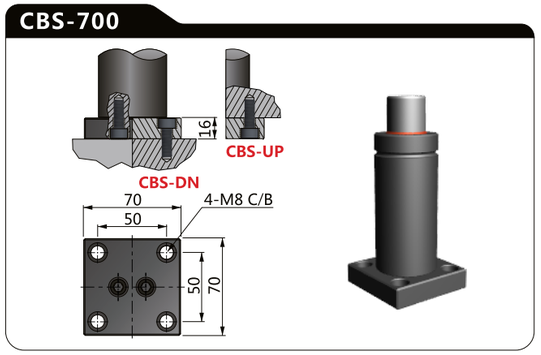

BC-700

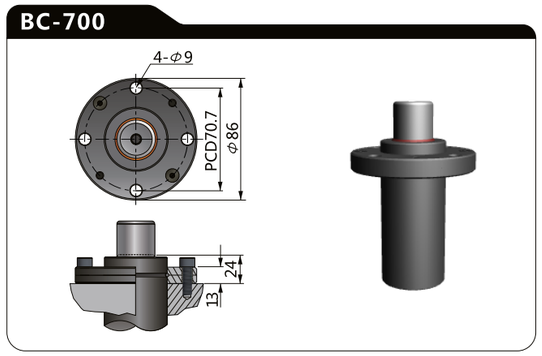

BP-700

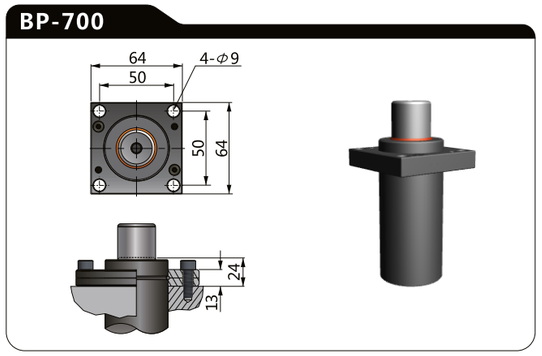

700~750 Series

⚠ 주의 주문시 카운터보어 방향 DN/UP을 명기하여 주시기 바랍니다. 예)**NS700-050-CBS-DN-QT04**
Please notify the direction of Counter - Bore when ordering 「**CBS**」

NSB700 NSB型

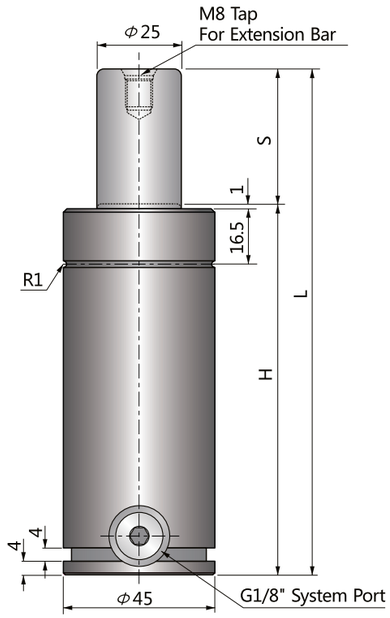

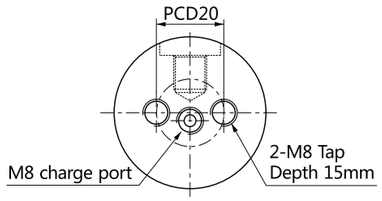

파워 콤팩트 실린더
Power Compact Cylinders
Grooved Type

NSB타입은 NS타입과 동일하나, BH 분할형 마운트 장착과 배관이 용이하도록 실린더 하단에 그루브와 배관용 포트가 장착되어 있으며 NS타입 대비 20mm가 높습니다.
실린더 직경 38mm(500kgf)부터 120mm(7500kgf)까지 공급됩니다.
NSB700부터 배관연결이 가능합니다.

NSB type has the same characteristics as NS type but has groove and side port for BH split type mount and hose connection.
20mm higher than NS type.
The size starts from cylinder dia. 38mm(1000kgf) to 120mm(7500kgf).
Hose connection is available from NSB700.

코드 CODE	스트로크 S	H	L	FORCE(kgf) 초기하중 Fi	FORCE(kgf) 최대하중 Ff
NSB700-10	10	80	90	700	1200
NSB700-15	15	85	100		
NSB700-25	25	95	120		
NSB700-40	40	110	150		
NSB700-50	50	120	170		
NSB700-65	65	135	200		
NSB700-70	70	140	210		
NSB700-80	80	150	230		
NSB700-90	90	160	250		
NSB700-100	100	170	270		
NSB700-125	125	195	320		

주의 : 배관연결형 사용가능
Available Hose-connection

주문방법
Ordering

NSB700-□□□-□□-QT□□

- 주문수량 Ordering Quantity
- 장착용베이스/Mounting Base
- 스트로크/Stroke
- 초기하중/Initial Force

예)NSB700-050-BS-QT04

스트로크 구간별 스프링하중
Spring Force - Stroke Diagram

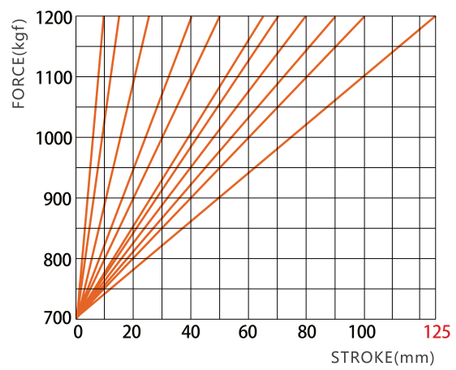

NSB700 마운팅베이스(Mounting Bases)

BH-700

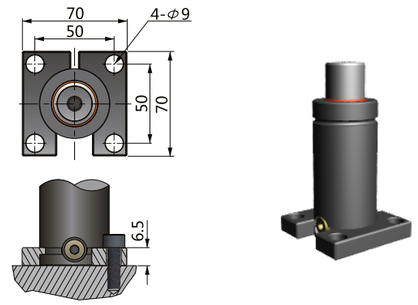

BS-700

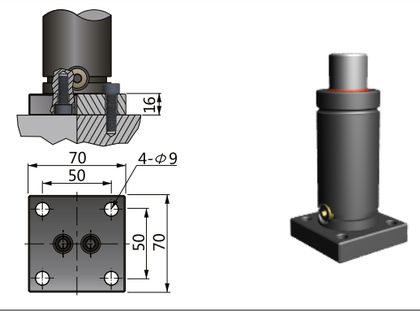

CBS-700

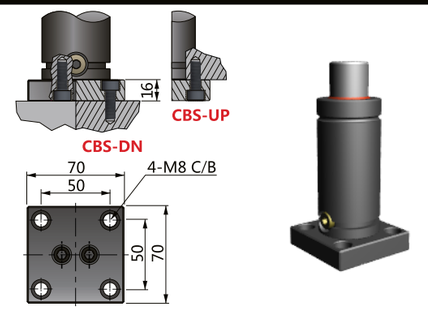

BC-700

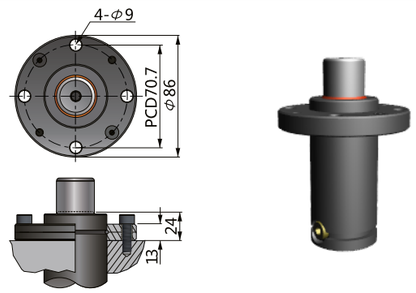

BP-700

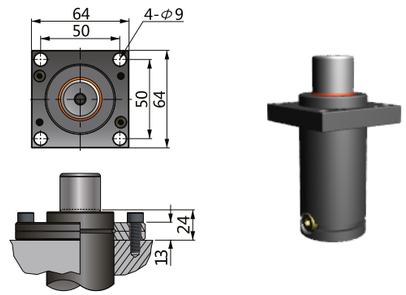

700~750 Series

⚠주의 주문시 카운터보어 방향 DN/UP을 명기하여 주시기 바랍니다. 예)**NSB700-050-CBS-DN-QT04**
Please notify the direction of Counter - Bore when ordering「**CBS**」

NSC700 NSC Type

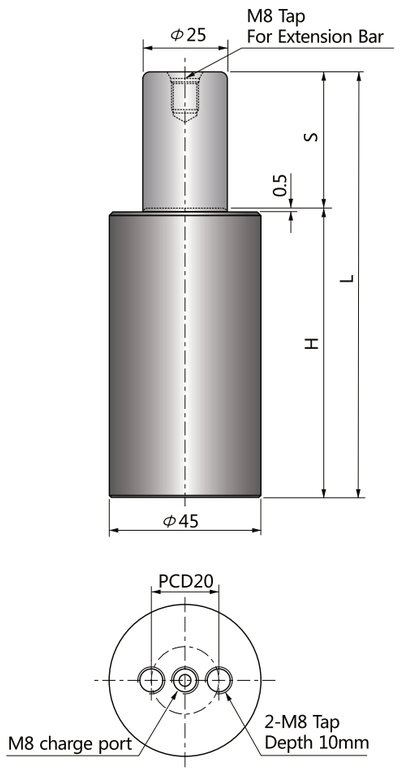

파워 콤팩트 실린더
Power Compact Cylinders

NSC타입은 NS타입 특성과 동일하나, 더 작은 사이즈 제품으로 금형 높이를 더욱 최소화할 수 있습니다.
실린더 직경 19mm(100kgf)부터 120mm(7500kgf)까지 공급됩니다.

NSC type has the same characteristics as NS type but very suitable to minimize the tooling height due to the shorter height compared with NS type.
The size starts from cylinder dia. 19mm(100kgf) to 120mm(7500kgf).

코드 CODE	스트로크 S	H	L	FORCE(kgf)	
				초기하중 Fi	최대하중 Ff
NSC700-10	10	45	55	700	1200
NSC700-15	15	50	65		
NSC700-25	25	60	85		
NSC700-40	40	75	115		
NSC700-50	50	85	135		
NSC700-65	65	100	165		
NSC700-70	70	105	175		
NSC700-80	80	115	195		
NSC700-90	90	125	215		
NSC700-100	100	135	235		

주의 : 배관연결형 사용불가
Not available Hose-connection

주문방법
Ordering

NSC700-□□□-□□-QT□□

- 주문수량 Ordering Quantity
- 장착용베이스/Mounting Base
- 스트로크/Stroke
- 초기하중/Initial Force

예)NSC700-050-BS-QT04

스트로크 구간별 스프링하중
Spring Force - Stroke Diagram

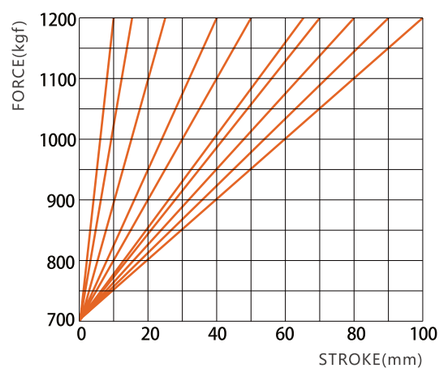

NSC700 마운팅베이스(Mounting Bases)

BS-700

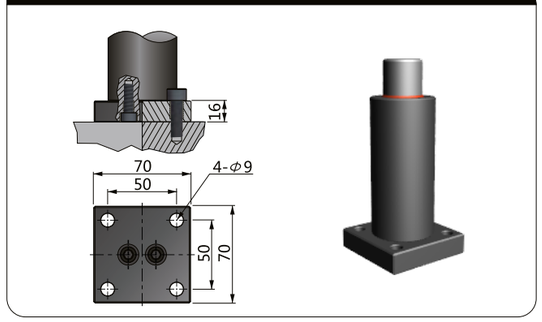

CBS-700

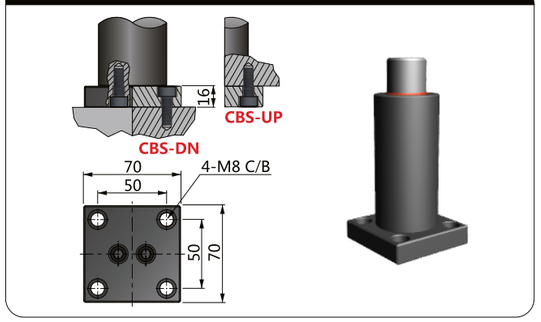

700~750 Series

⚠주의 주문시 카운터보어 방향 DN/UP을 명기하여 주시기 바랍니다. 예)**NSC700-050-CBS-DN-QT04**
Please notify the direction of Counter - Bore when ordering「**CBS**」

NP700 NP Type

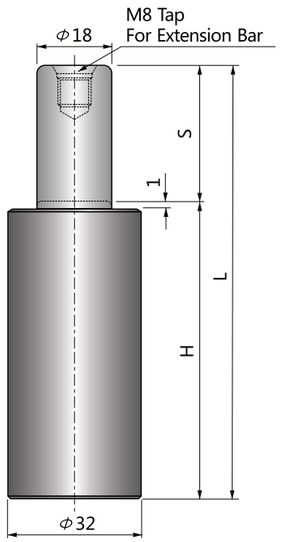

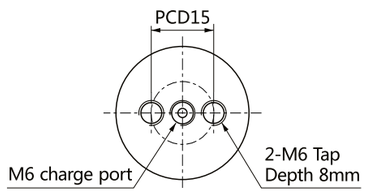

슈퍼 파워 실린더
Super Power Cylinders

NP타입은 N타입 대비 2배, NC(ISO11901)타입 대비 3배 이상의 스프링 능력을 보유하여 금형 내 공간 활용성을 극대화하여 줍니다.
실린더 직경 25mm(400kgf)부터 120mm(10000kgf)까지 공급됩니다.

NP type maximizes the space applications in stamping tools thanks to double and more than 3 times stronger power compared with N type and NC ISO11901 type.
The size starts from cylinder dia. 25mm(400kgf) to 120mm(10000kgf).

코드 CODE	스트로크 S	H	L	FORCE(kgf)	
				초기하중 Fi	최대하중 Ff
NP700-10	10	65	75	700	1120
NP700-15	15	75	90		
NP700-25	25	95	120		
NP700-50	50	145	195		

주의 : 배관연결형 사용불가
Not available Hose-connection

주문방법
Ordering

NP700-□□□-□□-QT□□

- 주문수량 Ordering Quantity
- 장착용베이스/Mounting Base
- 스트로크/Stroke
- 초기하중/Initial Force

예)NP700-050-BS-QT04

스트로크 구간별 스프링하중
Spring Force - Stroke Diagram

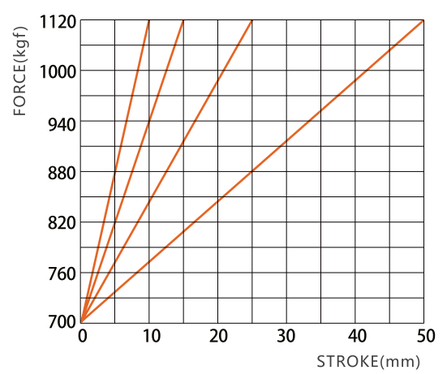

NP700 마운팅베이스(Mounting Bases)

BS-700NP

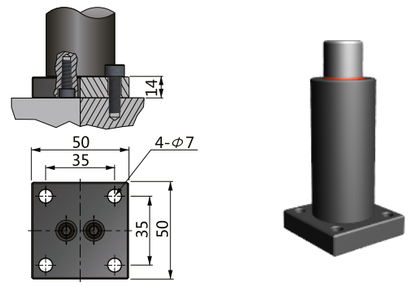

CBS-700NP

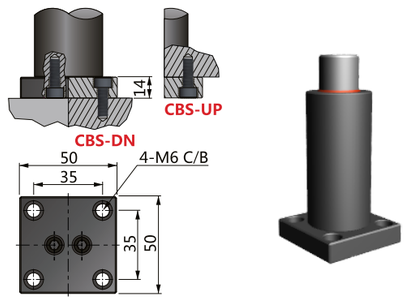

700~750 Series

⚠주의 주문시 카운터보어 방향 DN/UP을 명기하여 주시기 바랍니다. 예)**NP700-050-CBS-DN-QT04**
Please notify the direction of Counter - Bore when ordering「**CBS**」

NC750 NC Type

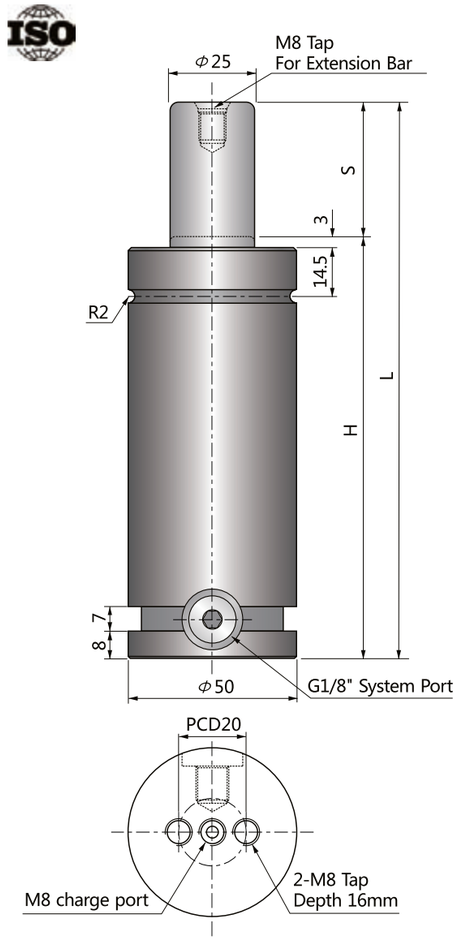

ISO11901 스탠다드 실린더

ISO11901 Standard Cylinders

NC타입은 ISO11901 표준규격을 채택하여 호환성이 우수합니다.
직경 38mm(250kgf)부터 195mm(10000kgf)까지 공급되며,
NC500 부터 배관연결이 가능합니다.

NC type corresponds to ISO11901 standard and keep the compatibility.
The size starts from cylinder dia. 38mm(250kgf) to 195mm(10000kgf).
Hose connection is available from NC500.

코드 CODE	스트로크 S	H	L	FORCE(kgf)	
				초기하중 Fi	최대하중 Ff
NC750-25	25	120	145	750	1200
NC750-38	38.1	133.1	171.2		
NC750-40	40	135	175		
NC750-50	50	145	195		
NC750-63	63	159	222		
NC750-65	65	160	225		
NC750-70	70	165	235		
NC750-80	80	175	255		
NC750-90	90	185	275		
NC750-100	100	195	295		
NC750-125	125	220	345		
NC750-160	160	255	415		
NC750-200	200	295	495		
NC750-250	250	345	595		
NC750-300	300	395	695		

주의 : 배관연결형 사용가능
Available Hose-connection

주문방법 Ordering

NC750-□□□-□□-QT□□

- 주문수량 Ordering Quantity
- 장착용베이스/Mounting Base
- 스트로크/Stroke
- 초기하중/Initial Force

예)NC750-050-BS-QT04

스트로크 구간별 스프링하중 Spring Force - Stroke Diagram

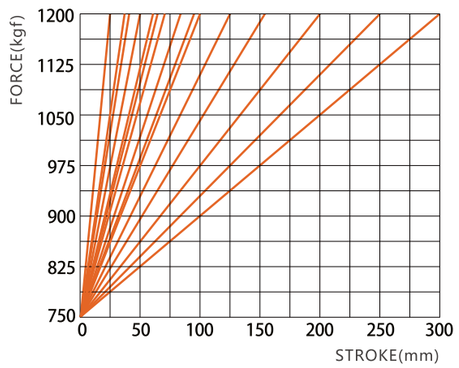

NC750 마운팅베이스(Mounting Bases)

BH-750NC

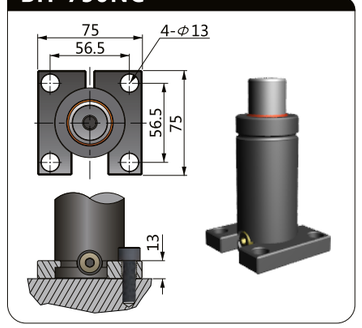

BS-750NC

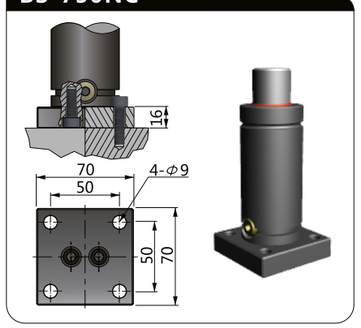

BL-750NC

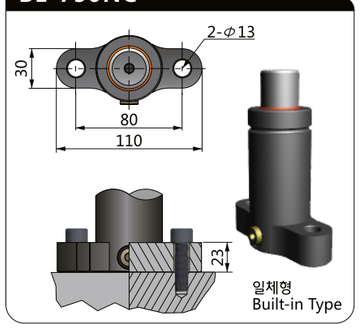

CBH-750NC

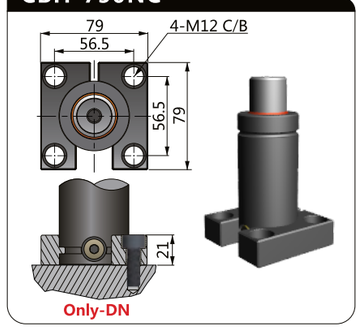

CBS-750NC

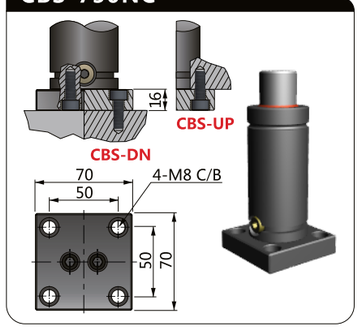

CBL-750NC

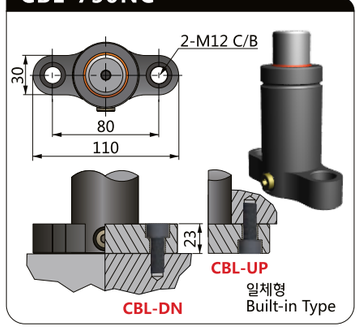

BM-750NC

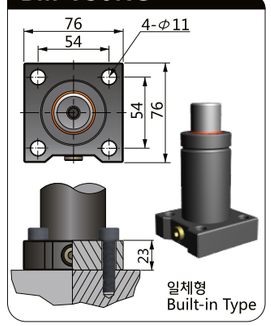

CBM-750NC

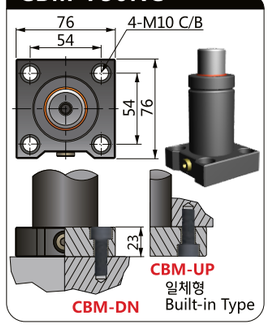

BC-750NC

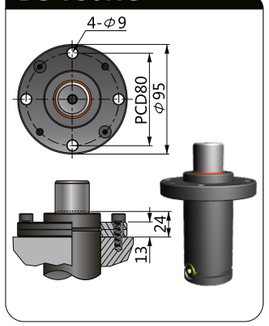

NF-750NC

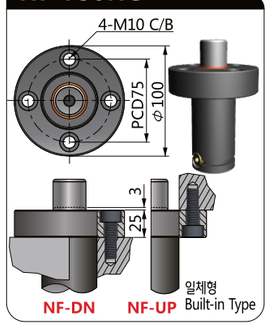

BF-BB-750NC

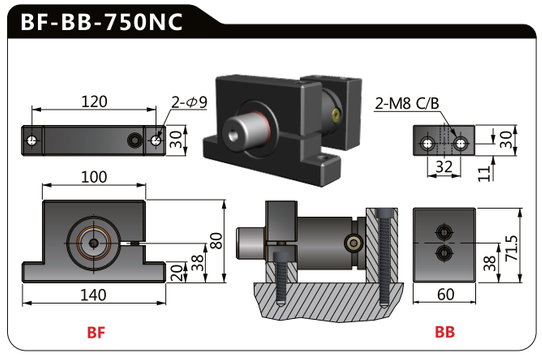

BK-BB-750NC

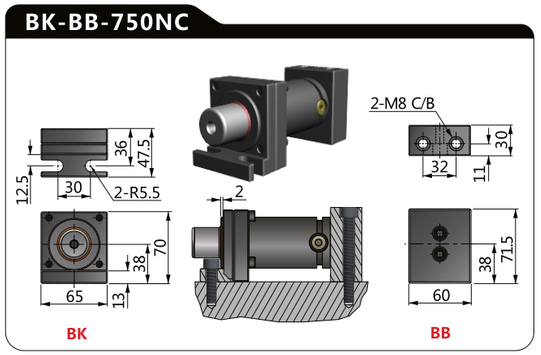

⚠주의 주문시 카운터보어 방향 DN/UP을 명기하여 주시기 바랍니다. 예)**NC750-050-CBS-DN-QT04**
Please notify the direction of Counter - Bore when ordering 「CBS/CBM/CBL/NF」

700~750 Series

NK750 NK Type

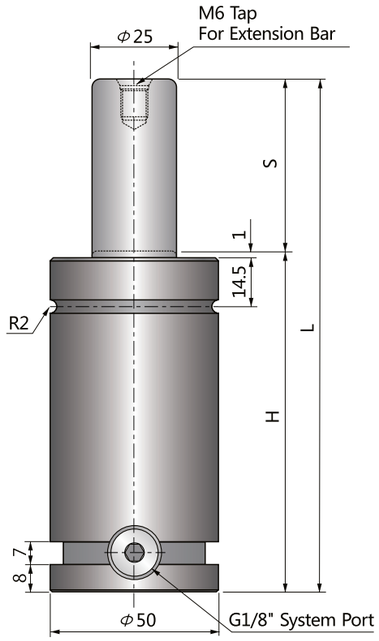

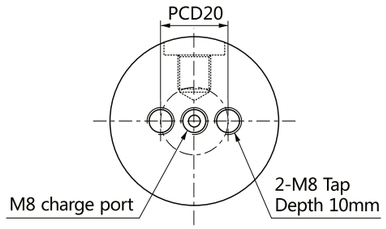

콤팩트 실린더
Compact Cylinders

NK타입은 NC(ISO)타입과 동일하나, 전체 높이가 낮아 금형 높이를 낮출 수 있습니다.
실린더 직경 45mm(500kgf)부터 75mm(1500kgf)까지 공급됩니다.
NK750부터 배관연결이 가능합니다.

NK type has the same characteristics as NC type but has shorter height to reduce the tooling height.
The size starts from cylinder dia. 45mm(500kgf) to 75mm(1500kgf).
Hose connection is available from NK750.

코드 CODE	스트로크 S	H	L	FORCE(kgf) 초기하중 Fi	FORCE(kgf) 최대하중 Ff
NK750-6	6	56	62	740	1180
NK750-13	13	62.4	75.4		
NK750-19	19	69.1	88.1		
NK750-25	25	75	100		
NK750-38	38	88.2	126.2		
NK750-50	50	100	150		
NK750-64	64	113	177		
NK750-70	70	120	190		
NK750-80	80	130	210		
NK750-90	90	140	230		
NK750-100	100	150	250		
NK750-125	125	175	300		

주의 : 배관연결형 사용가능
Available Hose-connection

주문방법
Ordering

NK750-□□□-□□-QT□□

- 주문수량 Ordering Quantity
- 장착용베이스/Mounting Base
- 스트로크/Stroke
- 초기하중/Initial Force

예)NK750-050-BH-QT04

스트로크 구간별 스프링하중
Spring Force - Stroke Diagram

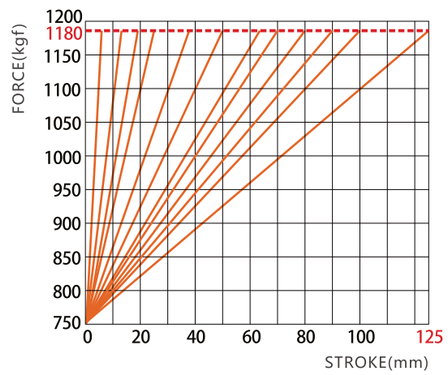

NK750 마운팅베이스(Mounting Bases)

BH-750NK

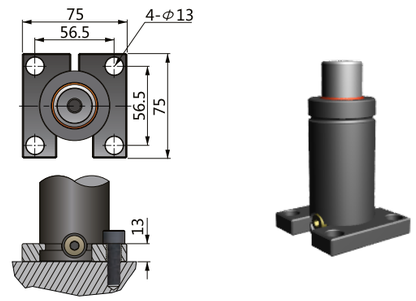

BS-750NK

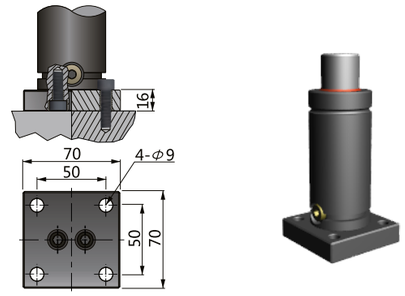

CBS-750NK

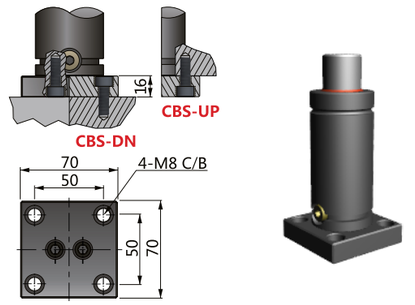

BC-750NK

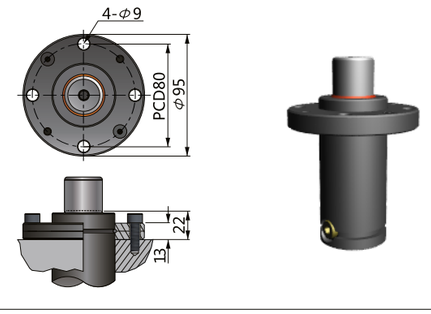

BP-750NK

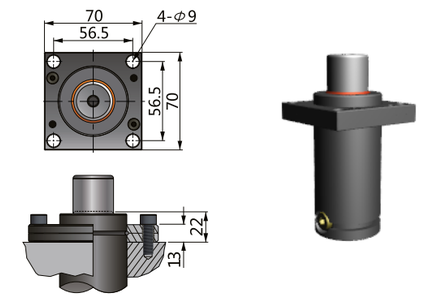

BF-BB-750NK

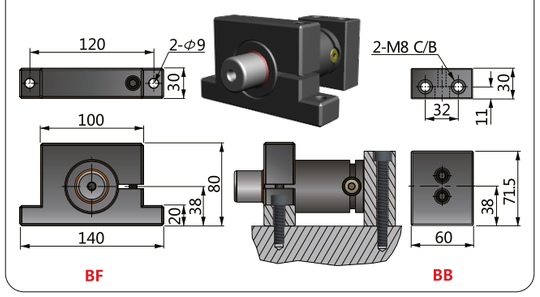

700~750 Series

⚠주의 주문시 카운터보어 방향 DN/UP을 명기하여 주시기 바랍니다. 예)**NK750-050-CBS-DN-QT04**
Please notify the direction of Counter - Bore when ordering 「**CBS**」

NT750 NT Type

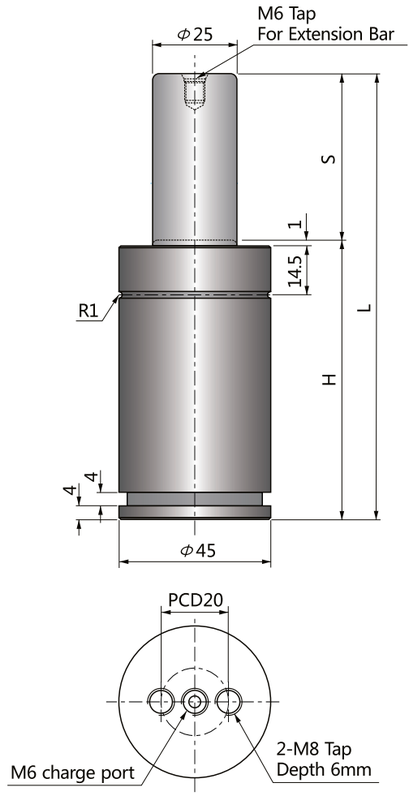

슈퍼 콤팩트 실린더
Super Compact Cylinders

NT 타입의 특성은 N 타입과 동일하며, 같은 사이즈의 실린더 중에서 전체 높이가 가장 낮아 금형 높이를 더욱 최소화 할 수 있으며, NT1000부터 배관연결이 가능합니다.
직경 19mm(170kg)부터 150mm(9500kg) 까지 공급됩니다.

NT type has same characteristics with N type and has shortest height among same size cylinders, suitable to minimize the tooling height and able to hose connection from NT1000.
The size starts from 19mm(170kg) to 150mm(9500kg).

코드 CODE	스트로크 S	H	L	FORCE(kgf)	
				초기하중 Fi	최대하중 Ff
NT750-10	10	42	52	750	1200
NT750-13	13	45	58		
NT750-16	16	48	64		
NT750-19	19	51	70		
NT750-25	25	57	82		
NT750-32	32	64	96		
NT750-38	38	70	108		
NT750-50	50	82	132		
NT750-63	63	95	158		
NT750-75	75	107	182		
NT750-80	80	112	192		
NT750-100	100	132	232		
NT750-125	125	157	282		

주의 : 배관연결형 사용불가
Not available Hose-connection

주문방법
Ordering

NT750-□□□-□□-QT□□

- 주문수량 Ordering Quantity
- 장착용베이스/Mounting Base
- 스트로크/Stroke
- 초기하중/Initial Force

예)NT750-050-BH-QT04

스트로크 구간별 스프링하중
Spring Force - Stroke Diagram

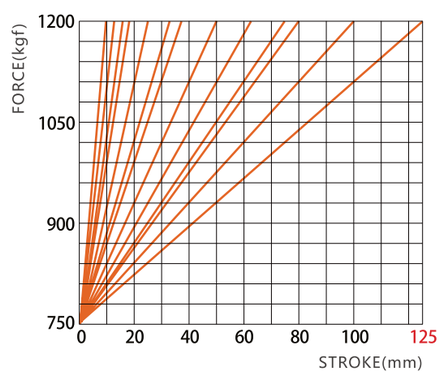

NT750 마운팅베이스(Mounting Bases)

BH-750

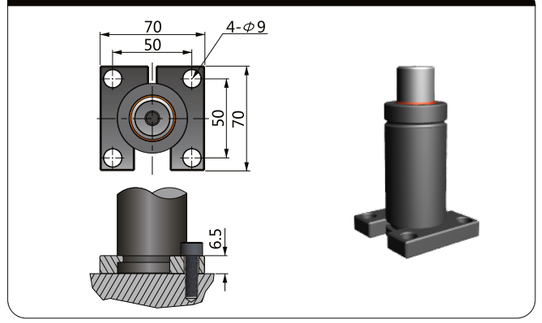

BS-750

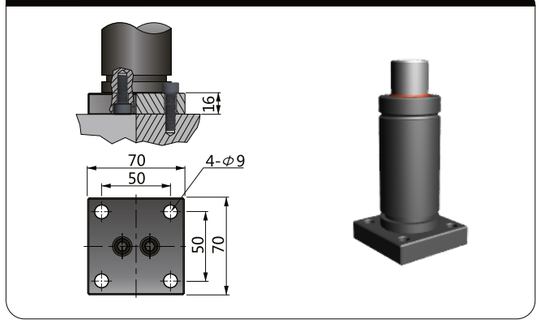

CBS-750

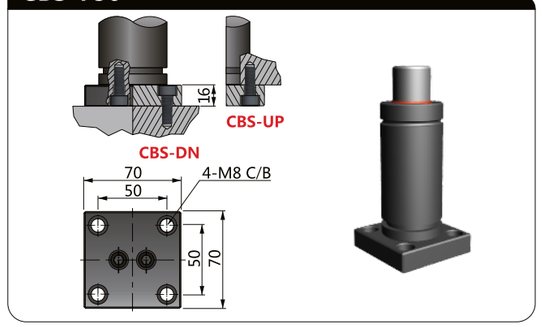

BC-750NT

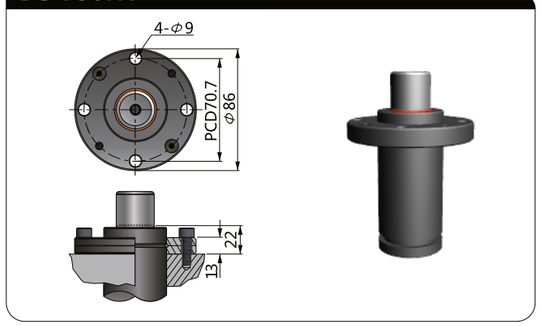

BP-750NT

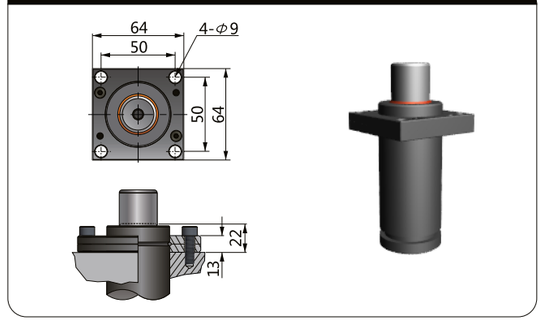

BF-BB-750NT

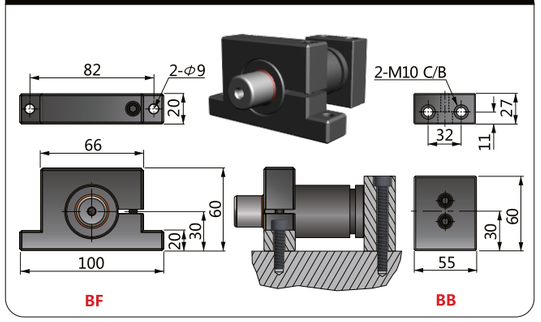

700~750 Series

⚠주의 주문시 카운터보어 방향 DN/UP을 명기하여 주시기 바랍니다. 예)**NT750-050-CBS-DN-QT04**
Please notify the direction of Counter - Bore when ordering「**CBS**」

NTT750 NTT Type

NEW!

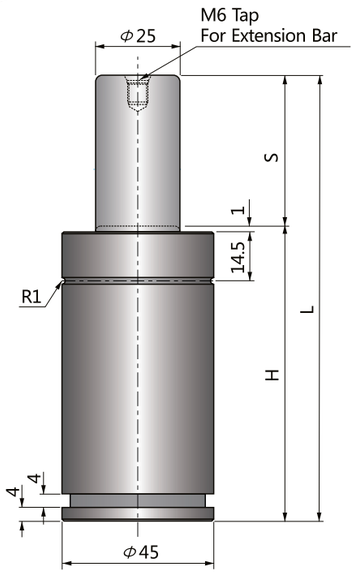

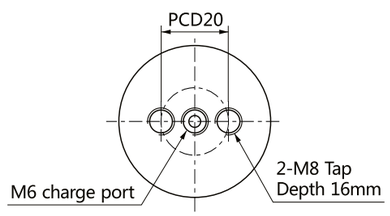

슈퍼 콤팩트 실린더
Super Compact Cylinders

NTT타입 특성은 NT타입과 동일하나, 강력한 장착을 위하여 고정용 탭의 칫수가 한 단계 크며 나사산의 깊이도 더욱 긴 16mm입니다.
NTT1000부터 배관연결이 가능합니다.
직경 32mm(350kgf)부터 150mm(9500kgf)까지 공급됩니다.

NTT type has same characteristics as NT type but has bigger tap size and 16mm thread dept for more secure mounting.
Available hose connection from NTT1000.
The size starts from 32mm(350kg) to 150mm(9500kg).

코드 CODE	스트로크 S	H	L	FORCE(kgf)	
				초기하중 Fi	최대하중 Ff
NTT750-13	13	60	73	750	1200
NTT750-16	16	63	79		
NTT750-19	19	66	85		
NTT750-25	25	72	97		
NTT750-32	32	79	111		
NTT750-38	38	85	123		
NTT750-50	50	97	147		
NTT750-63	63	110	173		
NTT750-75	75	122	197		
NTT750-80	80	127	207		
NTT750-100	100	147	247		
NTT750-125	125	172	297		

주의 : 배관연결형 사용불가
Not available Hose-connection

주문방법
Ordering

NTT750-□□□-□□-QT□□

- 주문수량 Ordering Quantity
- 장착용베이스/Mounting Base
- 스트로크/Stroke
- 초기하중/Initial Force

예)NTT750-050-BP-QT04

스트로크 구간별 스프링하중
Spring Force - Stroke Diagram

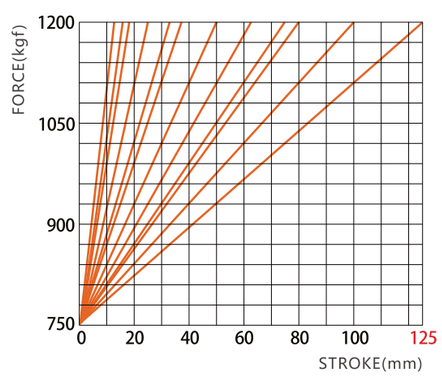

NTT750 마운팅베이스(Mounting Bases)

BH-750NTT

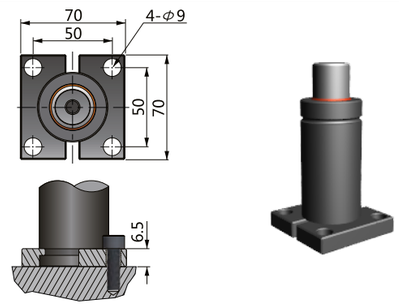

BC-750NTT

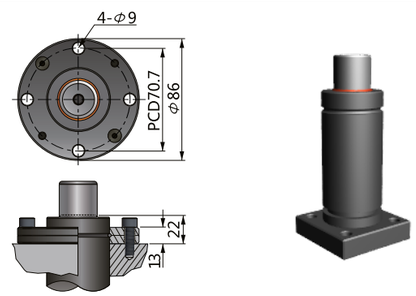

BP-750NTT

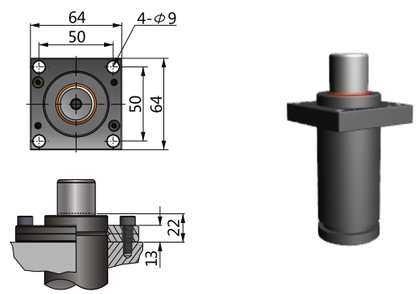

700~750 Series

N1000 N Type

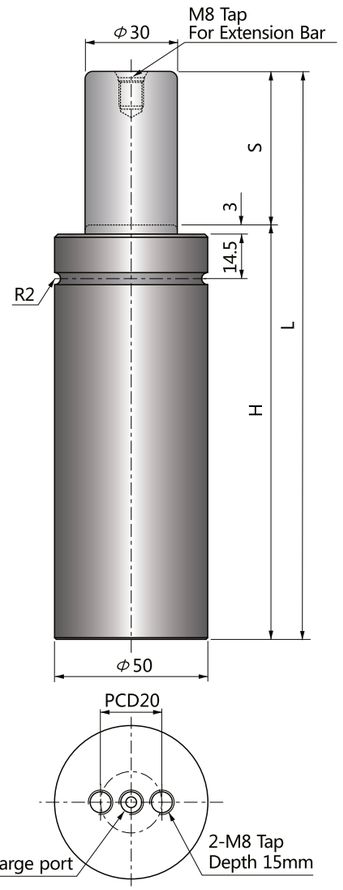

파워 실린더
Power Cylinders

N타입은 ISO11901(NC타입) 대비 스프링 능력이 30% 이상 강하며 높이도 10~15mm 낮아 금형 내 공간 활용성을 최적화하여 줍니다.
실린더 직경 19mm(초기하중:100kgf)부터 120mm(7500kgf)까지 공급됩니다.
배관연결은 NB타입을 적용하여 주십시오.

N Type optimizes the space applications in stamping tools thanks to 10~15mm lower height and more than 30% powerful spring force compared with ISO11901(NC type) gas springs.
The size starts from cylinder dia. 19mm(100kgf) to 120mm(7500kgf).
Select the NB type for hose connection.

코드 CODE	스트로크 S	H	L	FORCE(kgf)	
				초기하중 Fi	최대하중 Ff
N1000-10	10	95	105	1000	1600
N1000-15	15	100	115		
N1000-25	25	110	135		
N1000-40	40	125	165		
N1000-50	50	135	185		
N1000-65	65	150	215		
N1000-70	70	155	225		
N1000-80	80	165	245		
N1000-90	90	175	265		
N1000-100	100	195	295		
N1000-125	125	220	345		
N1000-160	160	255	415		
N1000-200	200	295	495		

주의 : BL/CBL, BM/CBM마운팅베이스만 배관연결 사용
Only BL/CBL, BM/CBM available Hose-connection

주문방법 Ordering

N1000-□□□-□□-QT□□

- 주문수량 Ordering Quantity
- 장착용베이스/Mounting Base
- 스트로크/Stroke
- 초기하중/Initial Force

예)N1000-050-BS-QT04

스트로크 구간별 스프링하중 Spring Force - Stroke Diagram

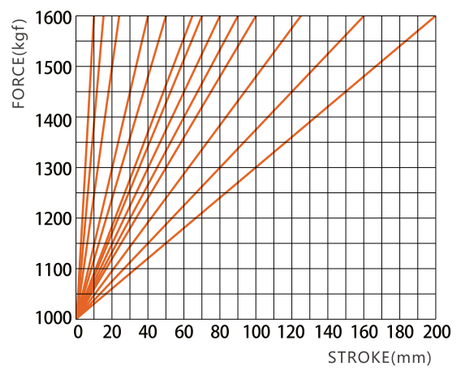

N1000 마운팅베이스(Mounting Bases)

BS-1000

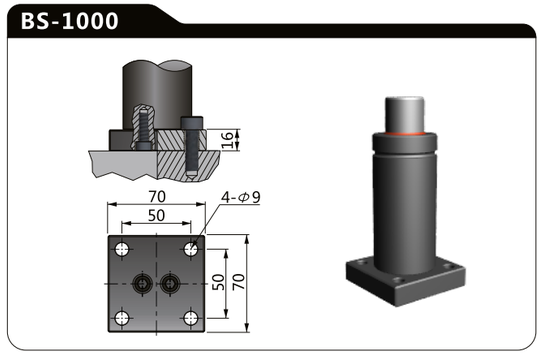

CBS-1000

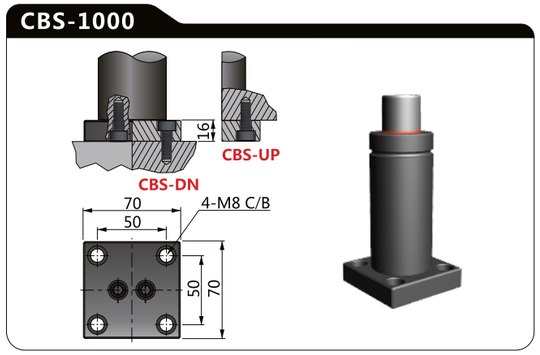

BL-1000

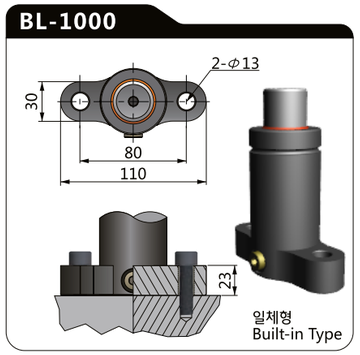

BM-1000

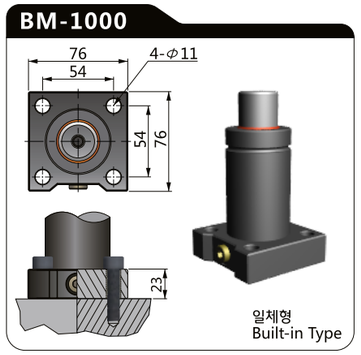

BC-1000

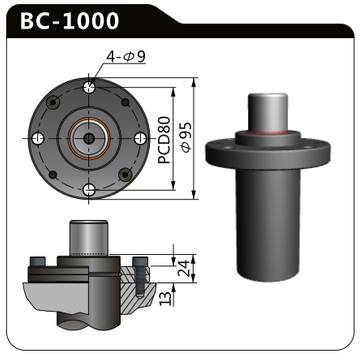

CBL-1000

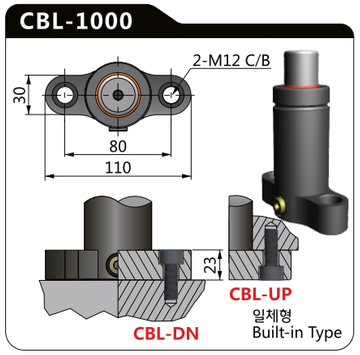

CBM-1000

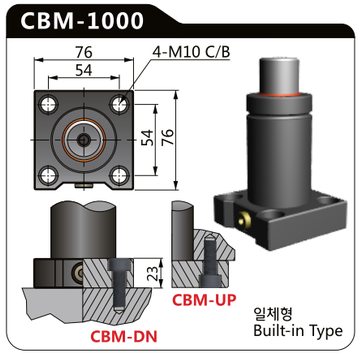

NF-1000

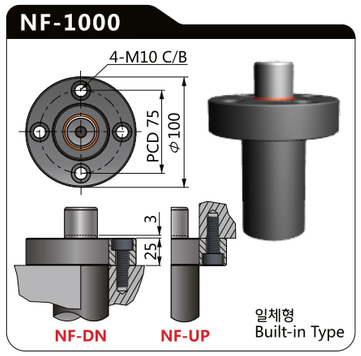

BF-BB-1000

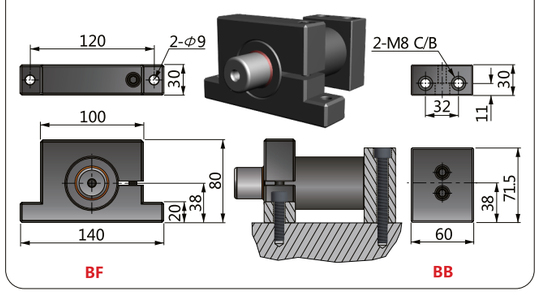

⚠주의 주문시 카운터보어 방향 DN/UP을 명기하여 주시기 바랍니다. 예)**N1000-050-CBS-DN-QT04**
Please notify the direction of Counter - Bore when ordering 「CBS/CBM/CBL/NF」

1000 Series

NB1000 NB Type

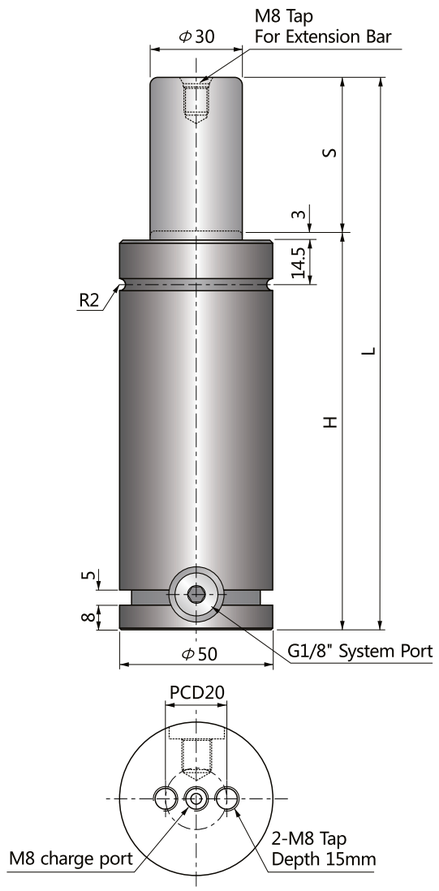

파워 실린더
Power Cylinders
Grooved Type

NB타입은 N타입과 동일하나, BH 분할형 마운트 장착과 배관이 용이하도록 실린더 하단에 그루브와 배관용 포트가 장착되어 있습니다.
실린더 직경 38mm(초기하중:500kgf)부터 120mm(7500kgf)까지 공급됩니다.
NB700부터 배관연결이 가능합니다.

NB type has the same characteristics as N type but has groove and side port for BH split type mount and hose connection.
The size starts from cylinder dia. 38mm(500kgf) to 120mm(7500kgf).
Hose connection is available from NB700.

코드 CODE	스트로크 S	H	L	FORCE(kgf)	
				초기하중 Fi	최대하중 Ff
NB1000-10	10	95	105	1000	1600
NB1000-15	15	100	115		
NB1000-25	25	110	135		
NB1000-40	40	125	165		
NB1000-50	50	135	185		
NB1000-65	65	150	215		
NB1000-70	70	155	225		
NB1000-80	80	165	245		
NB1000-90	90	175	265		
NB1000-100	100	195	295		
NB1000-125	125	220	345		
NB1000-160	160	255	415		
NB1000-200	200	295	495		

주의 : 배관연결형 사용가능
Available Hose-connection

주문방법
Ordering

NB1000-□□□-□□-QT□□

- 주문수량 Ordering Quantity
- 장착용베이스/Mounting Base
- 스트로크/Stroke
- 초기하중/Initial Force

예)NB1000-050-BS-QT04

스트로크 구간별 스프링하중
Spring Force - Stroke Diagram

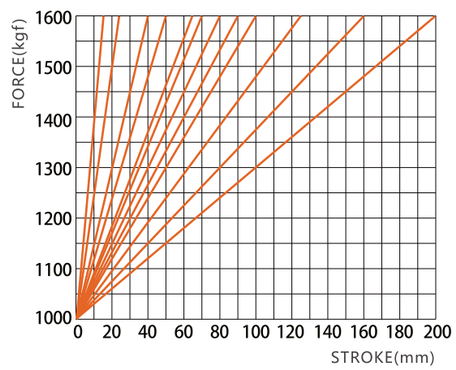

NB1000 마운팅베이스(Mounting Bases)

BH-1000

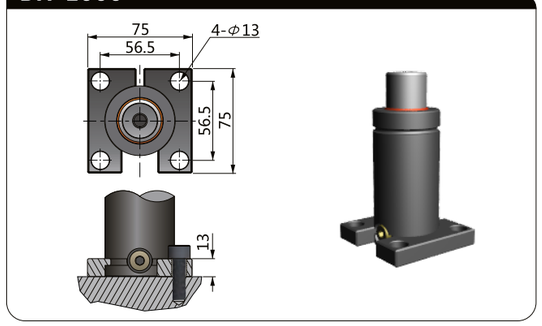

BS-1000

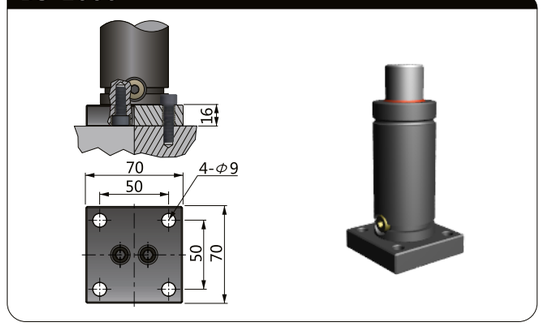

CBH-1000

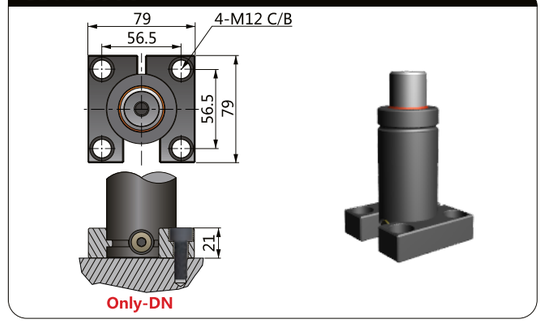

CBS-1000

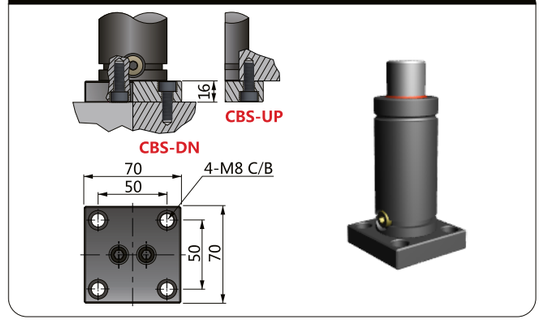

BC-1000

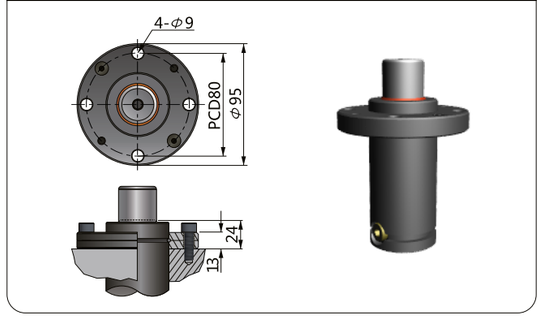

NF-1000

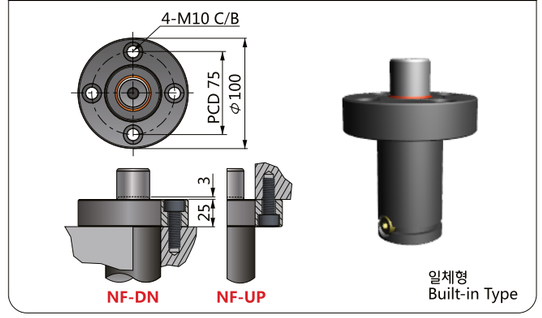

BF-BB-1000

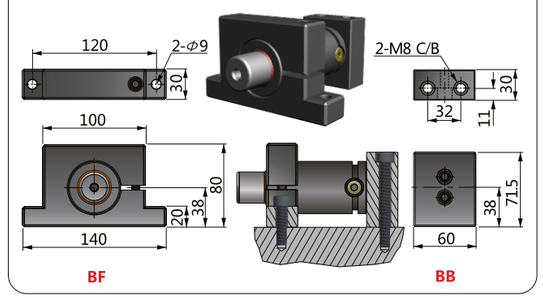

⚠주의 주문시 카운터보어 방향 DN/UP을 명기하여 주시기 바랍니다. 예)**NB1000-050-CBS-DN-QT04**
Please notify the direction of Counter - Bore when ordering「**CBS/NF**」

NS1000 NS Type

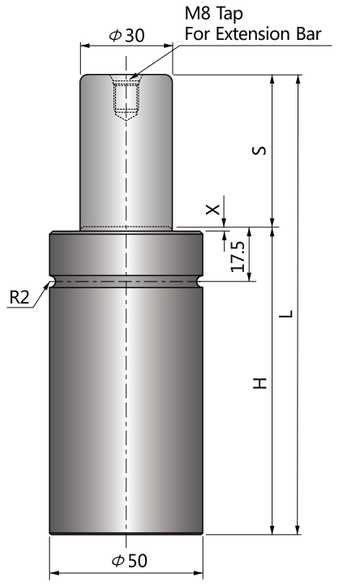

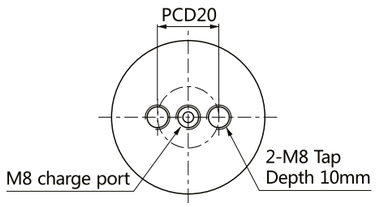

파워 콤팩트 실린더
Power Compact Cylinders

NS타입은 N타입 특성과 동일하나, 전체 높이가 낮아 금형 높이를 낮출 수 있습니다.
직경 19mm(100kgf)부터 120mm(7500kgf)까지 공급됩니다.
배관연결은 NSB타입을 적용하여 주십시오.

NS type has the same characteristics as N type but has shorter height to reduce the tooling height.
The size starts from cylinder dia. 19mm(100kgf) to 120mm(7500kgf).
Select the NSB type for hose connection.

코드 CODE	스트로크 S	H	L	X	FORCE(kgf) 초기하중 Fi	FORCE(kgf) 최대하중 Ff
NS1000-10	10	60	70	1	1000	1600
NS1000-15	15	65	80	1		
NS1000-25	25	75	100	1		
NS1000-40	40	90	130	1		
NS1000-50	50	100	150	1		
NS1000-65	65	115	180	1		
NS1000-70	70	120	190	1		
NS1000-80	80	130	210	1		
NS1000-90	90	140	230	1		
NS1000-100	100	150	250	1		
NS1000-125	125	190	315	3		
NS1000-160	160	235	395	3		
NS1000-200	200	275	475	3		

주의 : 배관연결형 사용불가
Not available Hose-connection

주문방법
Ordering

NS1000-□□□-□□-QT□□

- 주문수량 Ordering Quantity
- 장착용베이스/Mounting Base
- 스트로크/Stroke
- 초기하중/Initial Force

예)NS1000-050-BS-QT04

스트로크 구간별 스프링하중
Spring Force - Stroke Diagram

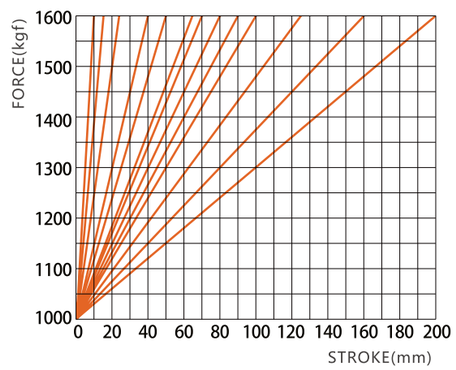

NS1000 마운팅베이스(Mounting Bases)

BS-1000

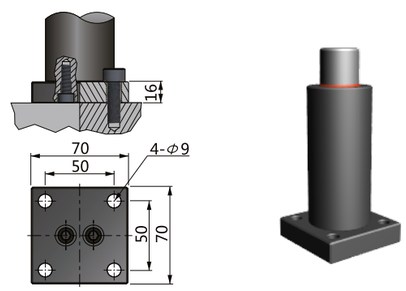

CBS-1000

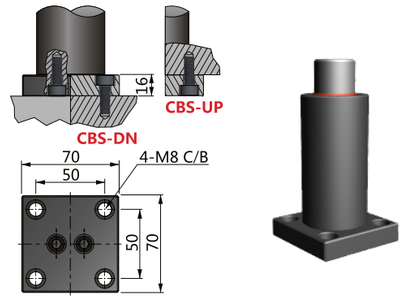

BC-1000

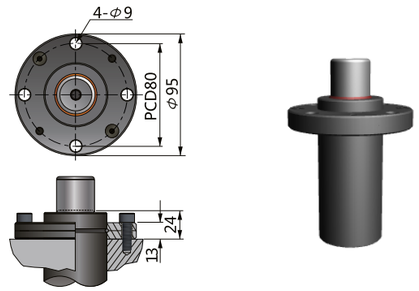

NF-1000

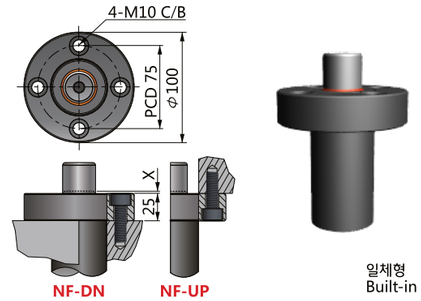

BF-BB-1000

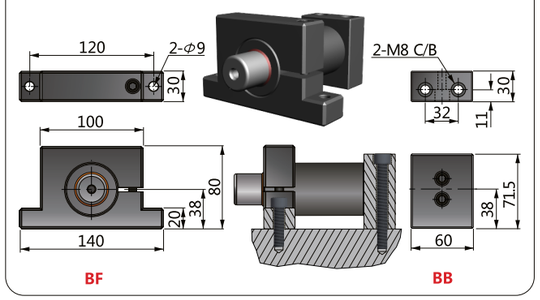

⚠ 주의 주문시 카운터보어 방향 DN/UP을 명기하여 주시기 바랍니다. 예)**NS1000-050-CBS-DN-QT04**
Please notify the direction of Counter - Bore when ordering「**CBS/NF**」

NSB1000 NSB Type

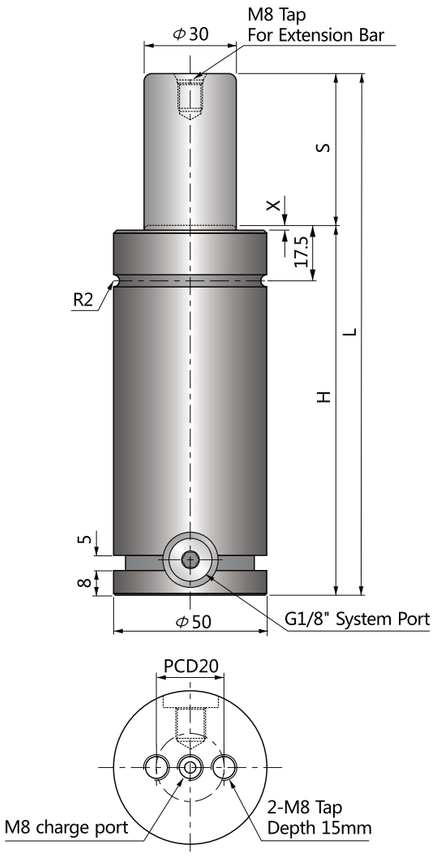

파워 콤팩트 실린더
Power Compact Cylinders
Grooved Type

NSB타입은 NS타입과 동일하나, BH 분할형 마운트 장착과 배관이 용이하도록 실린더 하단에 그루브와 배관용 포트가 장착되어 있으며 NS타입 대비 20mm가 높습니다.
실린더 직경 38mm(500kgf)부터 120mm(7500kgf)까지 공급됩니다.
NSB700부터 배관연결이 가능합니다.

NSB type has the same characteristics as NS type but has groove and side port for BH split type mount and hose connection.
20mm higher than NS type.
The size starts from cylinder dia. 38mm(1000kgf) to 120mm(7500kgf).
Hose connection is available from NSB700.

코드 CODE	스트로크 S	H	L	X	FORCE(kgf) 초기하중 Fi	FORCE(kgf) 최대하중 Ff
NSB1000-10	10	80	90	1	1000	1600
NSB1000-15	15	85	100	1		
NSB1000-25	25	95	120	1		
NSB1000-40	40	110	150	1		
NSB1000-50	50	120	170	1		
NSB1000-65	65	135	200	1		
NSB1000-70	70	140	210	1		
NSB1000-80	80	150	230	1		
NSB1000-90	90	160	250	1		
NSB1000-100	100	170	270	1		
NSB1000-125	125	210	335	3		
NSB1000-160	160	255	415	3		
NSB1000-200	200	295	495	3		

주의 : 배관연결형 사용가능
Available Hose-connection

주문방법
Ordering

NSB1000-□□□-□□-QT□□

- 주문수량 Ordering Quantity
- 장착용베이스/Mounting Base
- 스트로크/Stroke
- 초기하중/Initial Force

예)NSB1000-050-BS-QT04

스트로크 구간별 스프링하중
Spring Force - Stroke Diagram

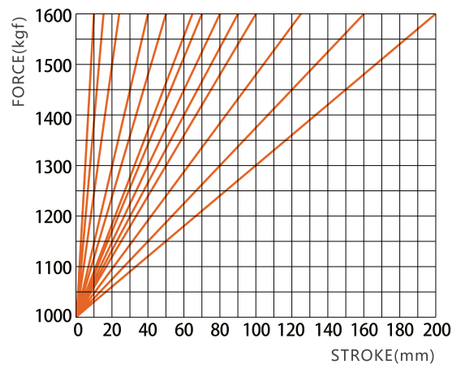

NSB1000 마운팅베이스(Mounting Bases)

BH-1000

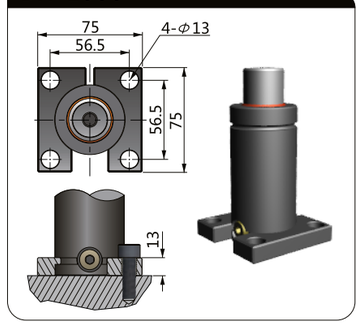

BS-1000

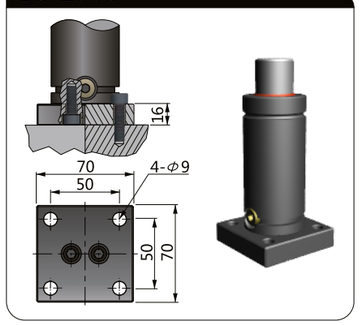

BL-1000

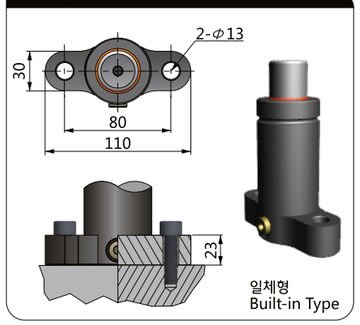

CBH-1000

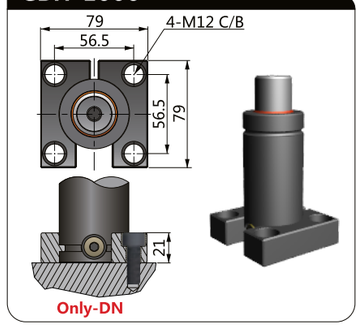

CBS-1000

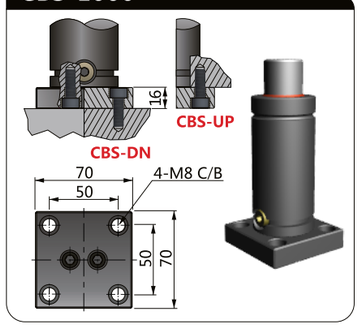

CBL-1000

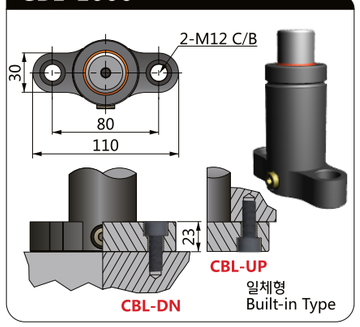

BM-1000

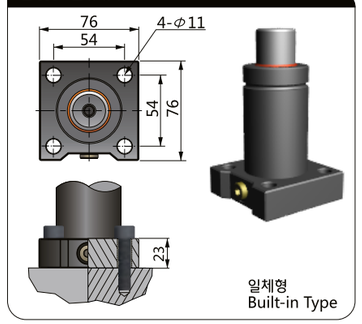

CBM-1000

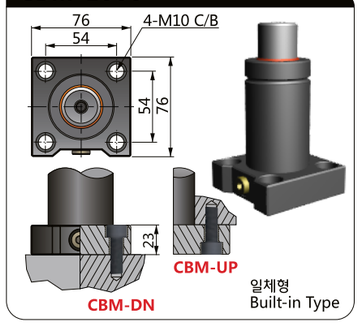

BC-1000

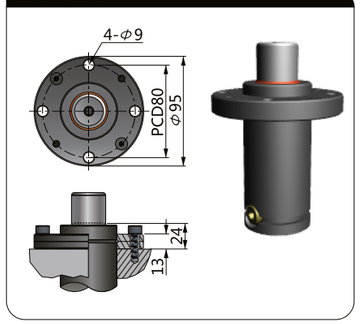

NF-1000

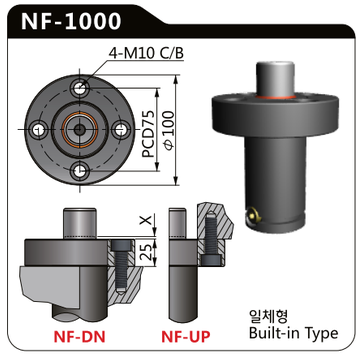

BF-BB-1000

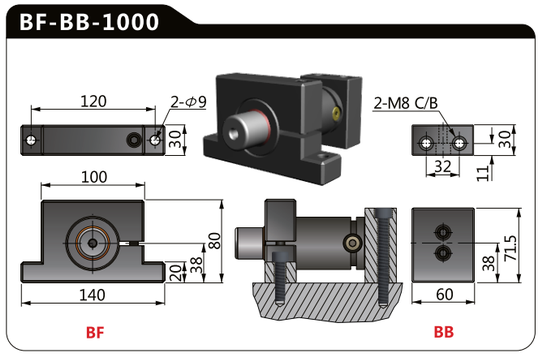

⚠주의 주문시 카운터보어 방향 DN/UP을 명기하여 주시기 바랍니다. 예)**NSB1000-050-CBS-DN-QT04**
Please notify the direction of Counter - Bore when ordering 「CBS/CBL/CBM/NF」

NSC1000 NSC Type

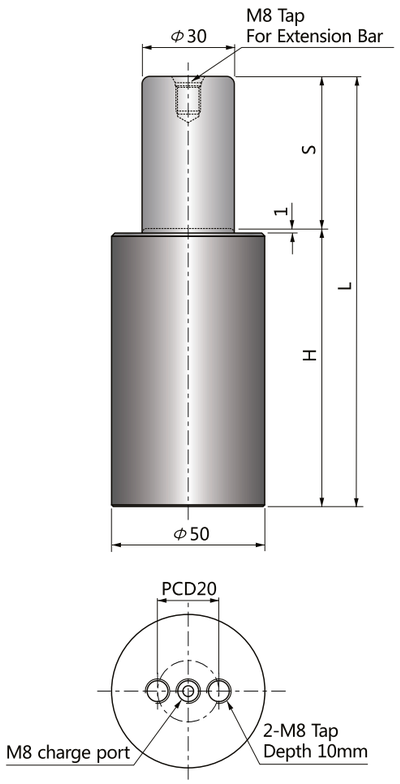

파워 콤팩트 실린더
Power Compact Cylinders

NSC타입은 NS타입 특성과 동일하나, 더 작은 사이즈 제품으로 금형 높이를 더욱 최소화할 수 있습니다.
실린더 직경 19mm(100kgf)부터 120mm(7500kgf)까지 공급됩니다.

NSC type has the same characteristics as NS type but very suitable to minimize the tooling height due to the shorter height compared with NS type.
The size starts from cylinder dia. 19mm(100kgf) to 120mm(7500kgf).

코드 CODE	스트로크 S	H	L	FORCE(kgf)	
				초기하중 Fi	최대하중 Ff
NSC1000-10	10	50	60	1000	1600
NSC1000-15	15	55	70		
NSC1000-25	25	65	90		
NSC1000-40	40	80	120		
NSC1000-50	50	90	140		
NSC1000-65	65	105	170		
NSC1000-70	70	110	180		
NSC1000-80	80	120	200		
NSC1000-90	90	130	220		
NSC1000-100	100	140	240		

주의 : 배관연결형 사용불가
Not available Hose-connection

주문방법
Ordering

NSC1000-□□□-□□-QT□□

- 주문수량 Ordering Quantity
- 장착용베이스/Mounting Base
- 스트로크/Stroke
- 초기하중/Initial Force

예)NSC1000-050-BS-QT04

스트로크 구간별 스프링하중
Spring Force - Stroke Diagram

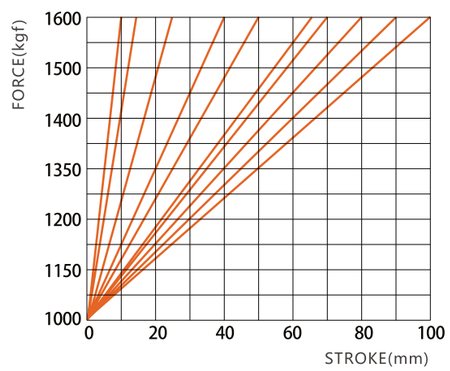

NSC1000 마운팅베이스(Mounting Bases)

BS-1000

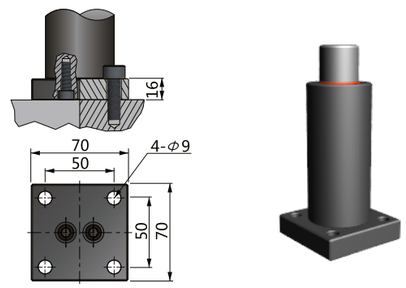

CBS-1000

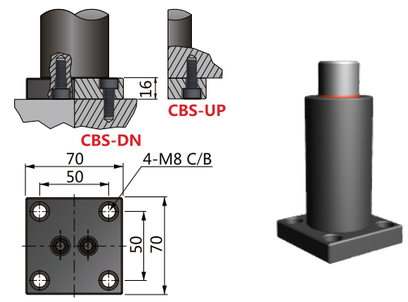

NF-1000

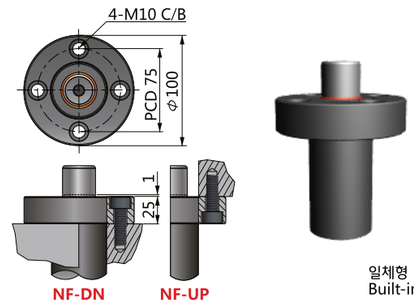

BF-BB-1000

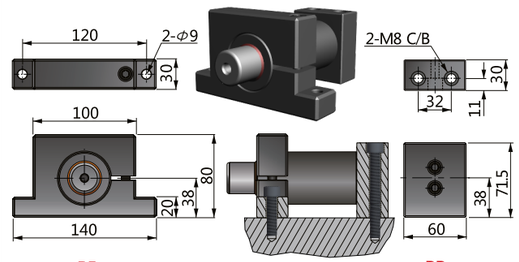

1000 Series

⚠주의 주문시 카운터보어 방향 DN/UP을 명기하여 주시기 바랍니다. 예)**NSC1000-050-CBS-DN-QT04**
Please notify the direction of Counter - Bore when ordering 「**CBS/NF**」

NC1000 NC Type

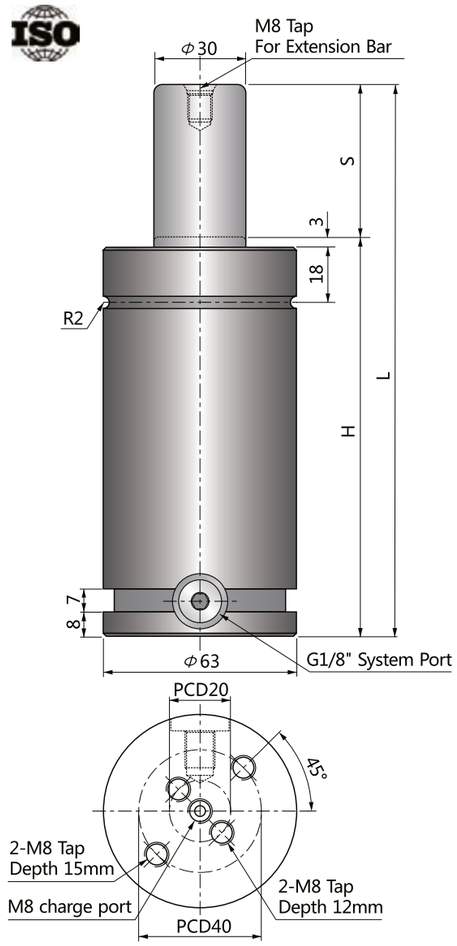

ISO11901 스탠다드 실린더

ISO11901 Standard Cylinders

NC타입은 ISO11901 표준규격을 채택하여 호환성이 우수합니다.
직경 38mm(250kgf)부터 195mm(10000kgf)까지 공급되며,
NC500 부터 배관연결이 가능합니다.

NC type corresponds to ISO11901 standard and keep the compatibility.
The size starts from cylinder dia. 38mm(250kgf) to 195mm(10000kgf).
Hose connection is available from NC500.

코드 CODE	스트로크 S	H	L	FORCE(kgf) 초기하중 Fi	FORCE(kgf) 최대하중 Ff
NC1000-25	25	110	135	1000	1600
NC1000-40	40	125	165		
NC1000-50	50	135	185		
NC1000-65	65	150	215		
NC1000-70	70	155	225		
NC1000-80	80	165	245		
NC1000-90	90	175	265		
NC1000-100	100	185	285		
NC1000-125	125	220	345		
NC1000-160	160	255	415		
NC1000-200	200	295	495		
NC1000-250	250	345	595		
NC1000-300	300	395	695		

주의 : 배관연결형 사용가능
Available Hose-connection

주문방법 Ordering

NC1000-□□□-□□-QT□□

- 주문수량 Ordering Quantity
- 장착용베이스/Mounting Base
- 스트로크/Stroke
- 초기하중/Initial Force

예)NC1000-050-BS-QT04

스트로크 구간별 스프링하중 Spring Force - Stroke Diagram

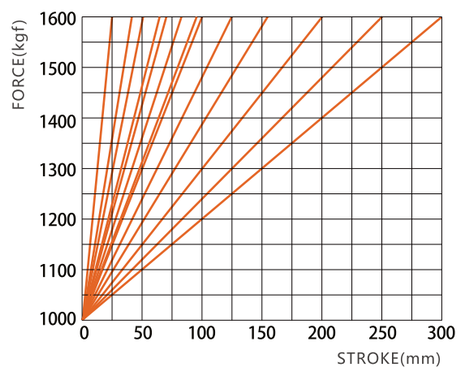

NC1000 마운팅베이스(Mounting Bases)

BH-1000NC

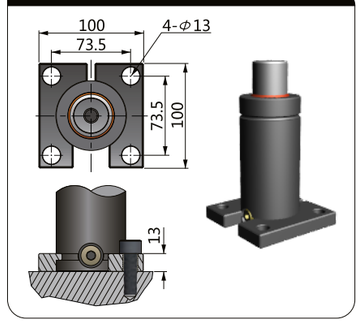

BS-1000NC

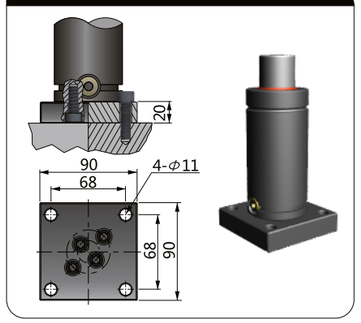

BL-1000NC

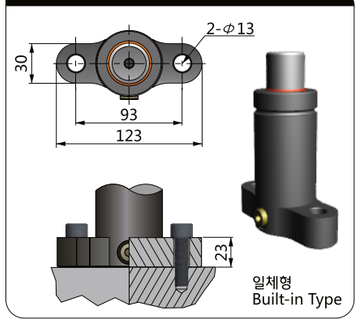

CBH-1000NC

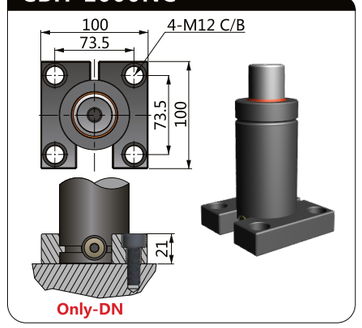

CBS-1000NC

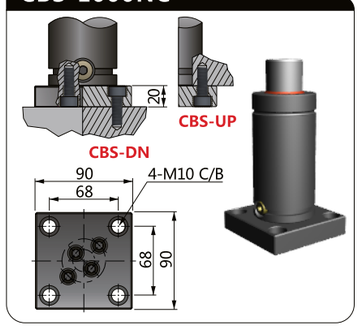

CBL-1000NC

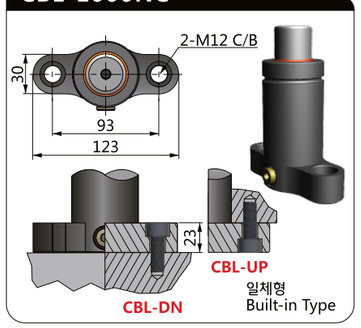

BM-1000NC

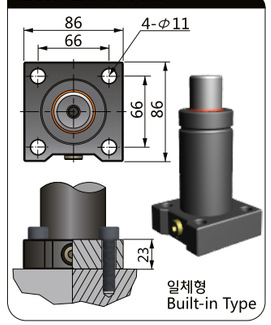

CBM-1000NC

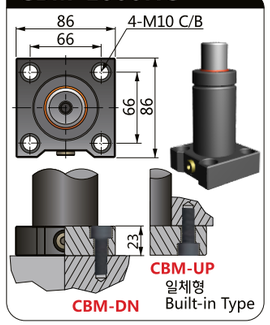

BC-1000NC

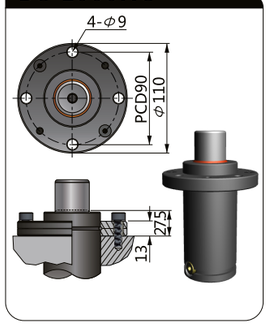

NF-1000NC

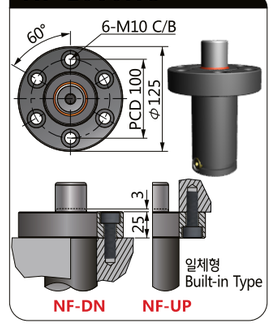

BF-BB-1000NC

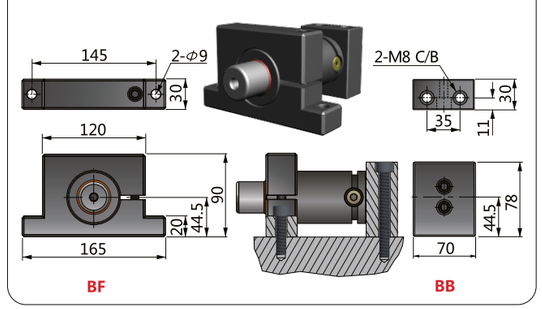

BK-BB-1000NC

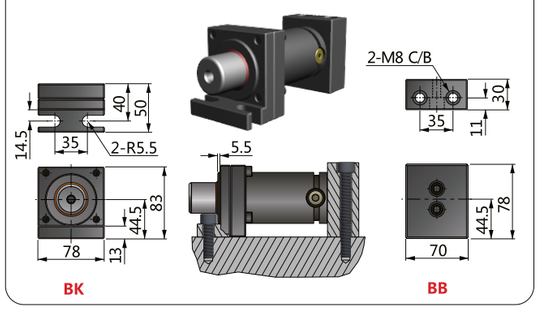

⚠주의 주문시 카운터보어 방향 DN/UP을 명기하여 주시기 바랍니다. 예)**NC1000-050-CBS-DN-QT04**
Please notify the direction of Counter - Bore when ordering 「CBS/CBM/CBL/NF」

NT1000 NT Type

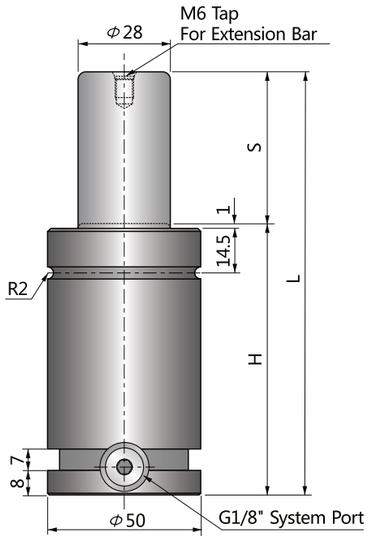

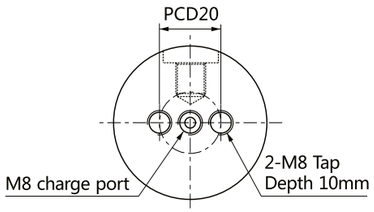

슈퍼 콤팩트 실린더
Super Compact Cylinders

NT 타입의 특성은 N 타입과 동일하며, 같은 사이즈의 실린더 중에서 전체 높이가 가장 낮아 금형 높이를 더욱 최소화 할 수 있으며, NT1000부터 배관연결이 가능합니다.
직경 19mm(170kg)부터 150mm(9500kg) 까지 공급됩니다.

NT type has same characteristics with N type and has shortest height among same size cylinders, suitable to minimize the tooling height and able to hose connection from NT1000.
The size starts from 19mm(170kg) to 150mm(9500kg).

코드 CODE	스트로크 S	H	L	FORCE(kgf)	
				초기하중 Fi	최대하중 Ff
NT1000-13	13	51	64	1000	1600
NT1000-16	16	54	70		
NT1000-19	19	57	76		
NT1000-25	25	63	88		
NT1000-32	32	70	102		
NT1000-38	38	76	114		
NT1000-50	50	88	138		
NT1000-63	63	101	164		
NT1000-75	75	113	188		
NT1000-80	80	118	198		
NT1000-100	100	138	238		
NT1000-125	125	163	288		

주의 : 배관연결형 사용가능
Available Hose-connection

주문방법
Ordering

NT1000-□□□-□□-QT□□

- 주문수량 Ordering Quantity
- 장착용베이스/Mounting Base
- 스트로크/Stroke
- 초기하중/Initial Force

예)NT1000-050-BS-QT04

스트로크 구간별 스프링하중
Spring Force - Stroke Diagram

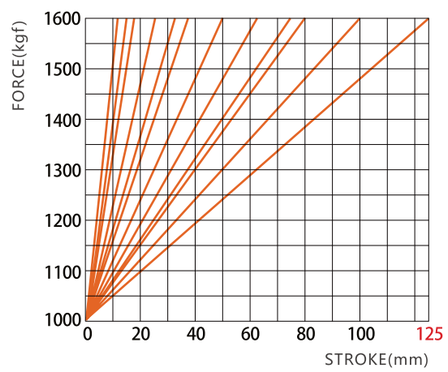

NT1000 마운팅베이스(Mounting Bases)

BH-1000

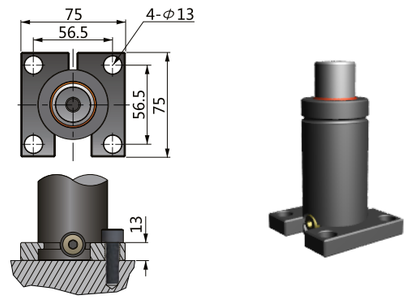

BS-1000

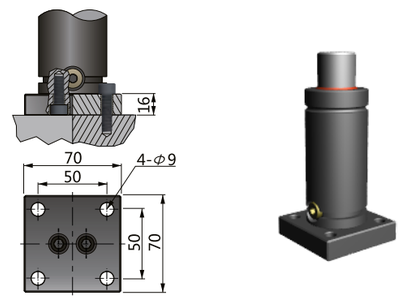

CBS-1000

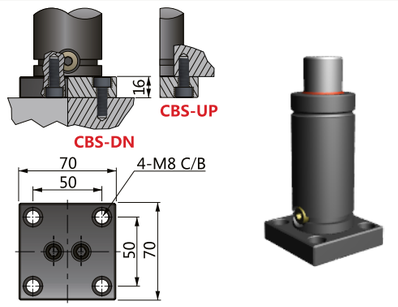

BC-1000

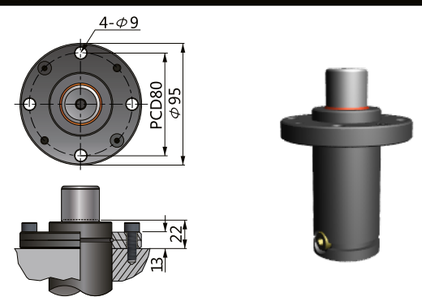

BP-1000NT

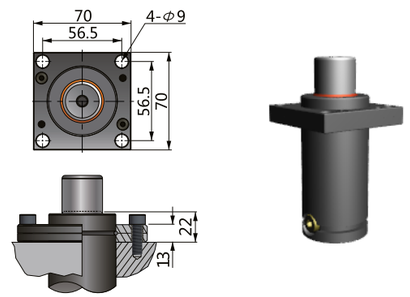

BF-BB-1000

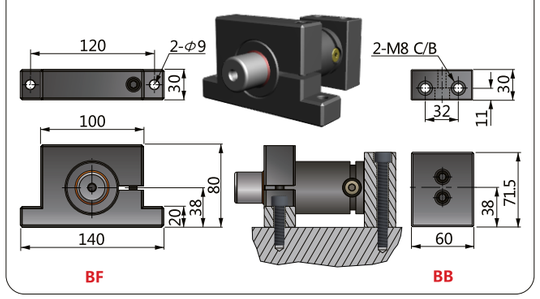

1000 Series

⚠주의 주문시 카운터보어 방향 DN/UP을 명기하여 주시기 바랍니다. 예)**NT1000-050-CBS-DN-QT04**
Please notify the direction of Counter - Bore when ordering「**CBS**」

NTT1000 NTT Type

NEW!

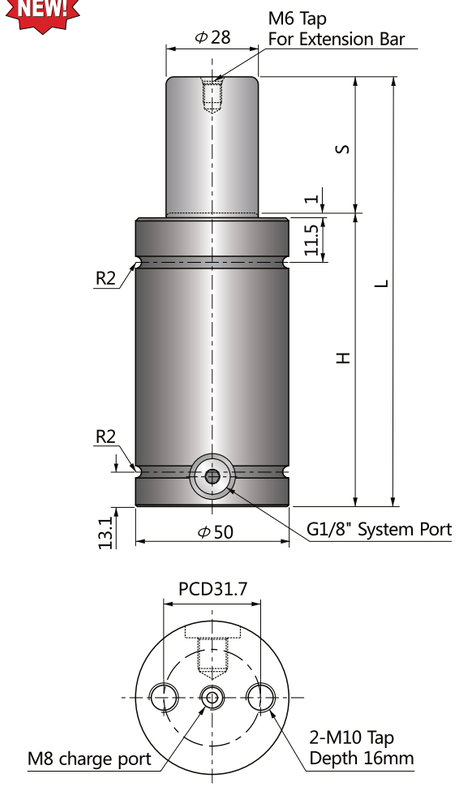

슈퍼 콤팩트 실린더
Super Compact Cylinders

NTT타입 특성은 NT타입과 동일하나, 강력한 장착을 위하여 고정용 탭의 칫수가 한 단계 크며 나사산의 깊이도 더욱 긴 16mm입니다.
NTT1000부터 배관연결이 가능합니다.
직경 32mm(350kgf)부터 150mm(9500kgf)까지 공급됩니다.

NTT type has same characteristics as NT type but has bigger tap size and 16mm thread dept for more secure mounting.
Available hose connection from NTT1000.
The size starts from 32mm(350kg) to 150mm(9500kg).

코드 CODE	스트로크 S	H	L	FORCE(kgf) 초기하중 Fi	FORCE(kgf) 최대하중 Ff
NTT1000-13	13	65	78	1000	1600
NTT1000-16	16	68	84		
NTT1000-19	19	71	90		
NTT1000-25	25	77	102		
NTT1000-32	32	84	116		
NTT1000-38	38	90	128		
NTT1000-50	50	102	152		
NTT1000-63	63	115	178		
NTT1000-75	75	127	202		
NTT1000-80	80	132	212		
NTT1000-100	100	152	252		
NTT1000-125	125	177	302		

주의 : 배관연결형 사용가능
Available Hose-connection

주문방법
Ordering

NTT1000-□□□-□□-QT□□

- 주문수량 Ordering Quantity
- 장착용베이스/Mounting Base
- 스트로크/Stroke
- 초기하중/Initial Force

예)NTT1000-050-BP-QT04

스트로크 구간별 스프링하중
Spring Force - Stroke Diagram

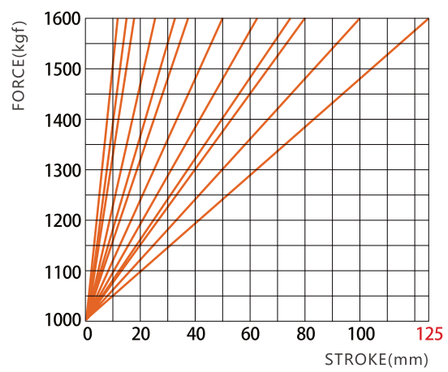

NTT1000 마운팅베이스(Mounting Bases)

CBL-1000NTT

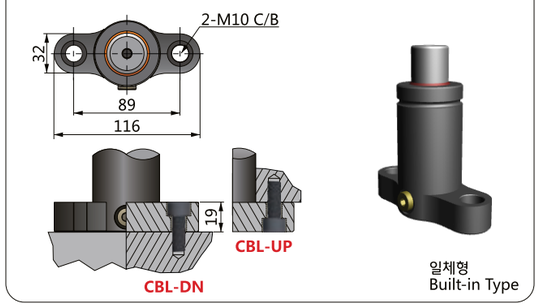

BC-1000NTT

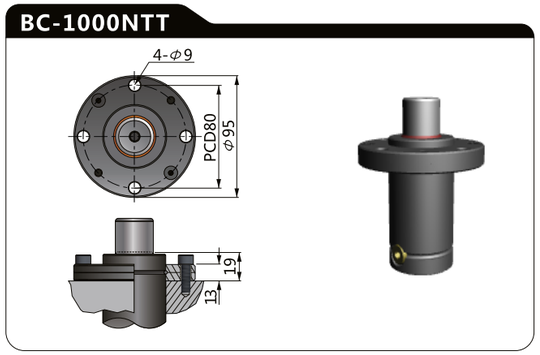

LBP-1000NTT

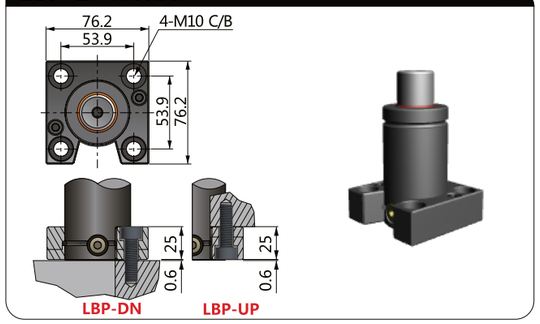

BP-1000NTT

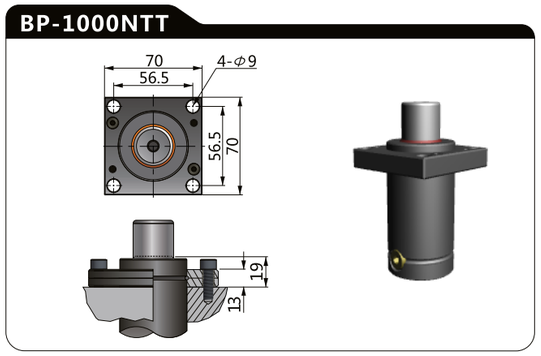

BK-1000NTT

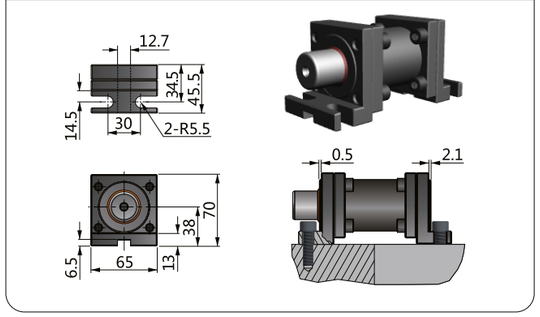

1000 Series

⚠주의 주문시 카운터보어 방향 DN/UP을 명기하여 주시기 바랍니다. 예)**NTT1000-050-LBP-DN-QT04**
Please notify the direction of Counter - Bore when ordering「**CBL/LBP**」

NP1000 NP Type

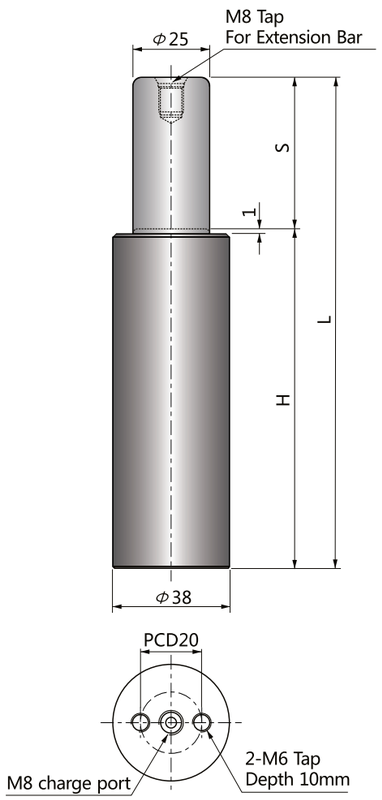

슈퍼 파워 실린더
Super Power Cylinders

NP타입은 N타입 대비 2배, NC(ISO11901)타입 대비 3배 이상의 스프링 능력을 보유하여 금형 내 공간 활용성을 극대화하여 줍니다.
실린더 직경 25mm(400kgf)부터 120mm(10000kgf)까지 공급됩니다.

NP type maximizes the space applications in stamping tools thanks to double and more than 3 times stronger power compared with N type and NC ISO11901 type.
The size starts from cylinder dia. 25mm(400kgf) to 120mm(10000kgf).

코드 CODE	스트로크 S	H	L	FORCE(kgf)	
				초기하중 Fi	최대하중 Ff
NP1000-10	10	65	75	1000	1600
NP1000-15	15	70	85		
NP1000-15L	15	75	90		
NP1000-25	25	80	105		
NP1000-25L	25	95	120		
NP1000-50	50	110	160		
NP1000-50L	50	145	195		

주의 : 배관연결형 사용불가
Not available Hose-connection

주문방법
Ordering

NP1000-□□□-□□-QT□□

- 주문수량 Ordering Quantity
- 장착용베이스/Mounting Base
- 스트로크/Stroke
- 초기하중/Initial Force

예)NP1000-050-BS-QT04

스트로크 구간별 스프링하중
Spring Force - Stroke Diagram

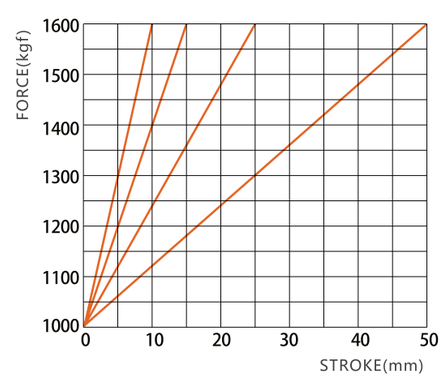

NP1000 마운팅베이스(Mounting Bases)

BS-1000NP

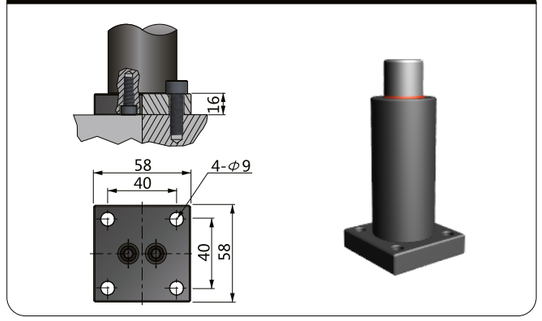

CBS-1000NP

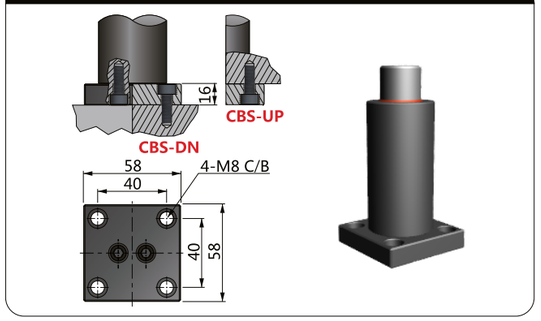

⚠주의 주문시 카운터보어 방향 DN/UP을 명기하여 주시기 바랍니다. 예)**NP1000-050-CBS-DN-QT04**
Please notify the direction of Counter - Bore when ordering「**CBS**」

초기하중 1500 Initial Force

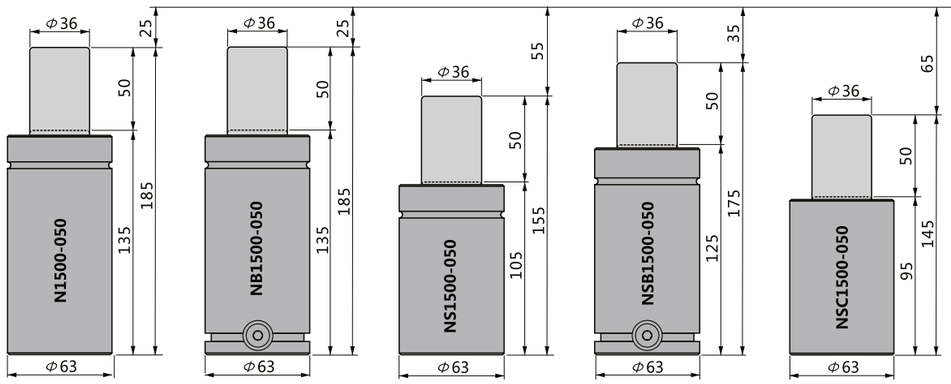

초기하중 1500 Initial Force

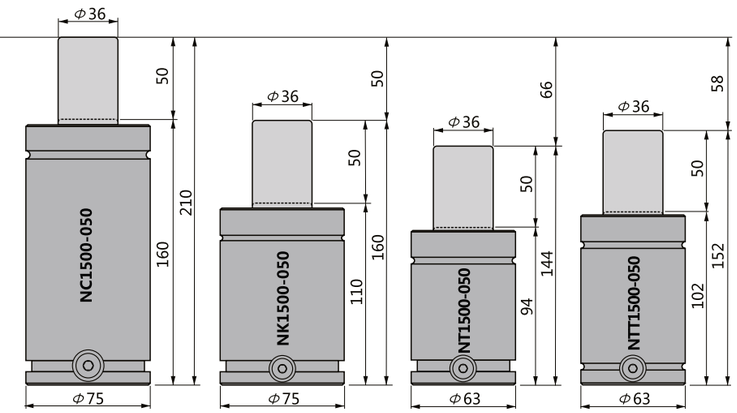

초기하중 2000 Initial Force

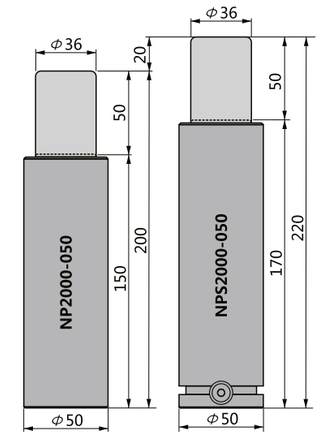

초기하중 2400 Initial Force

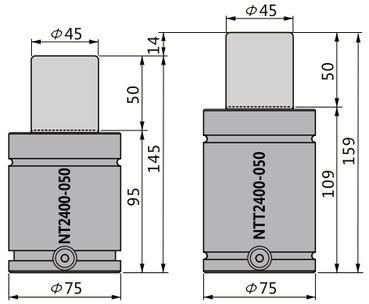

초기하중 2500 Initial Force

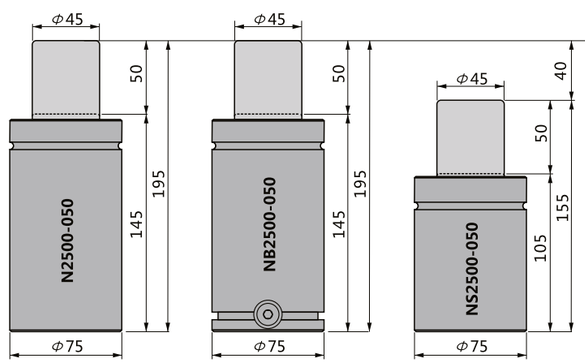

초기하중 2500 Initial Force

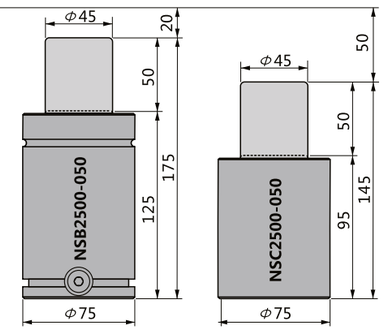

초기하중 3000 Initial Force

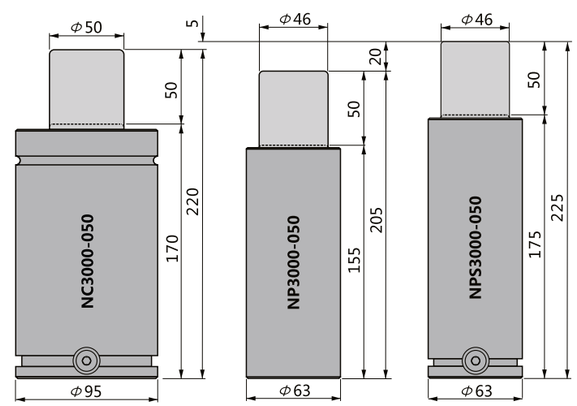

초기하중 4000 Initial Force

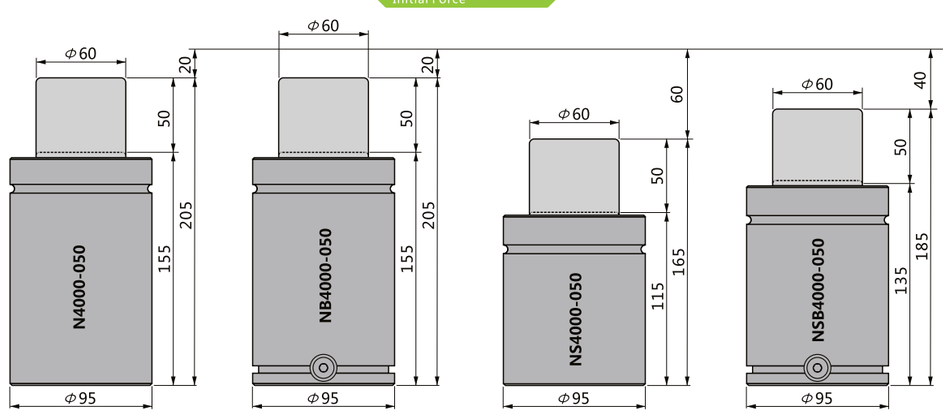

초기하중 4000 Initial Force

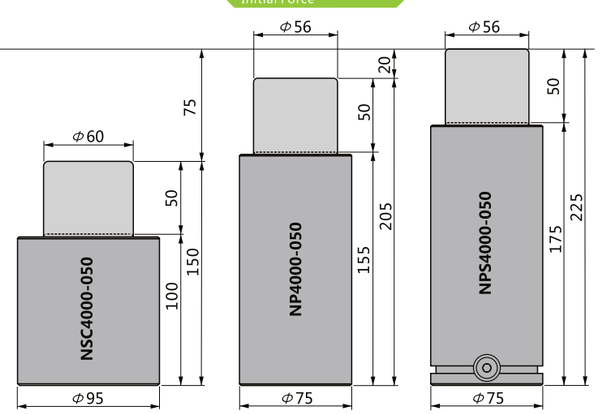

초기하중 4200 Initial Force

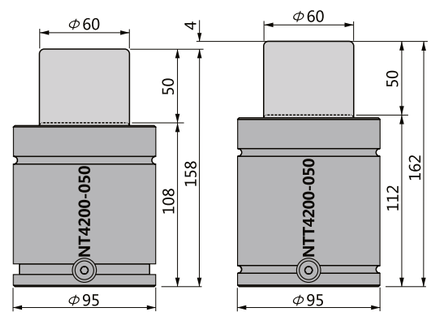

N1500 N Type

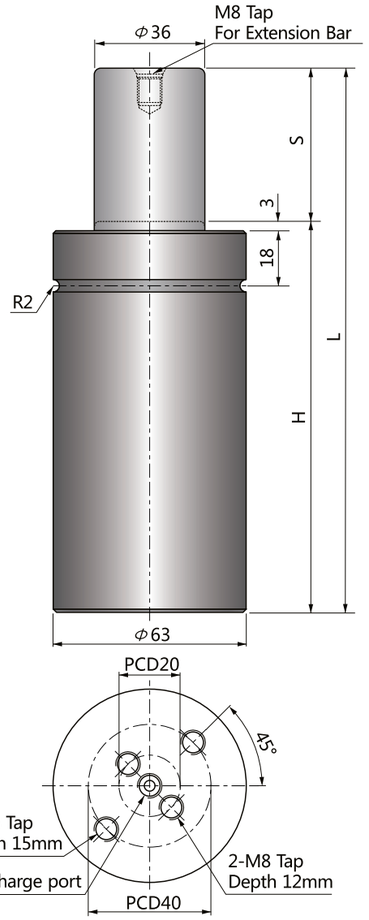

파워 실린더
Power Cylinders

N타입은 ISO11901(NC타입) 대비 스프링 능력이 30% 이상 강하며 높이도 10~15mm 낮아 금형 내 공간 활용성을 최적화하여 줍니다.
실린더 직경 19mm(초기하중:100kgf)부터 120mm(7500kgf)까지 공급됩니다.
배관연결은 NB타입을 적용하여 주십시오.

N Type optimizes the space applications in stamping tools thanks to 10~15mm lower height and more than 30% powerful spring force compared with ISO11901(NC type) gas springs.
The size starts from cylinder dia. 19mm(100kgf) to 120mm(7500kgf).
Select the NB type for hose connection.

코드 CODE	스트로크 S	H	L	FORCE(kgf) 초기하중 Fi	FORCE(kgf) 최대하중 Ff
N1500-10	10	95	105	1500	2400
N1500-15	15	100	115		
N1500-25	25	110	135		
N1500-40	40	125	165		
N1500-50	50	135	185		
N1500-65	65	150	215		
N1500-70	70	155	225		
N1500-80	80	165	245		
N1500-90	90	175	265		
N1500-100	100	185	285		
N1500-125	125	220	345		
N1500-160	160	255	415		
N1500-200	200	295	495		

주의 : BL/CBL, BM/CBM마운팅베이스만 배관연결 사용
Only BL/CBL, BM/CBM available Hose-connection

주문방법
Ordering

N1500-□□□-□□-QT□□

- 주문수량 Ordering Quantity
- 장착용베이스/Mounting Base
- 스트로크/Stroke
- 초기하중/Initial Force

예)N1500-050-BS-QT04

스트로크 구간별 스프링하중
Spring Force - Stroke Diagram

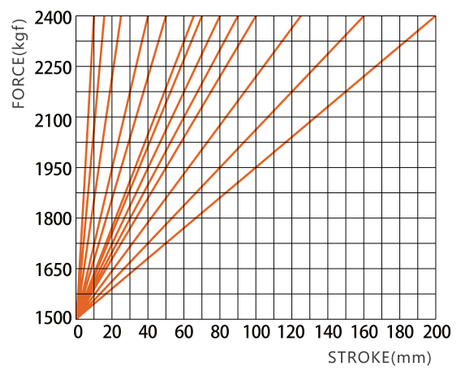

N1500 마운팅베이스(Mounting Bases)

BS-1500

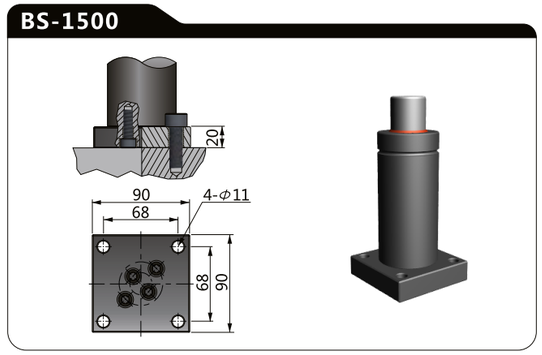

CBS-1500

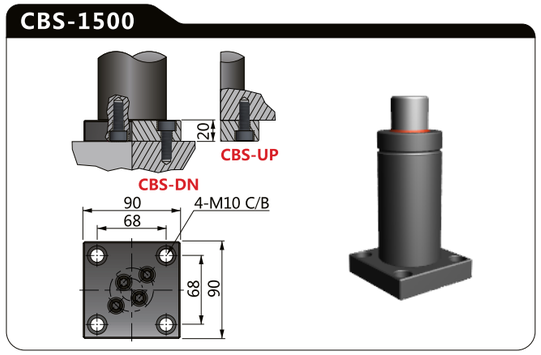

BL-1500

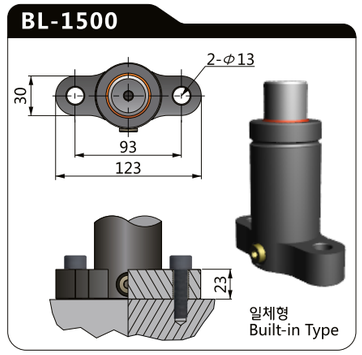

BM-1500

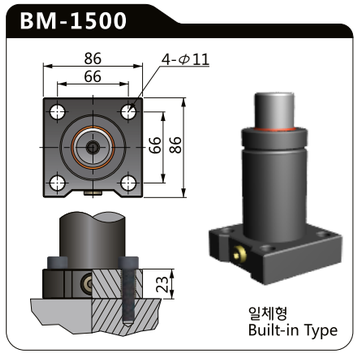

BC-1500

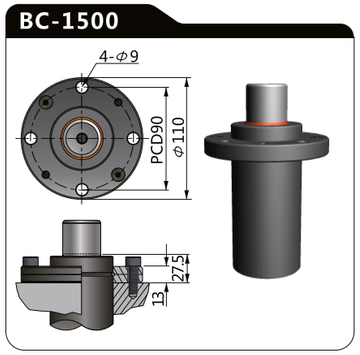

CBL-1500

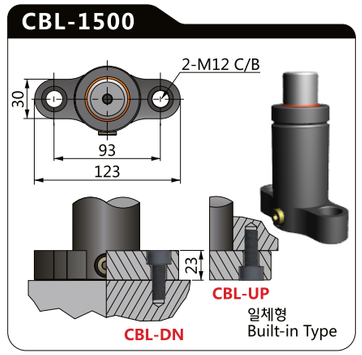

CBM-1500

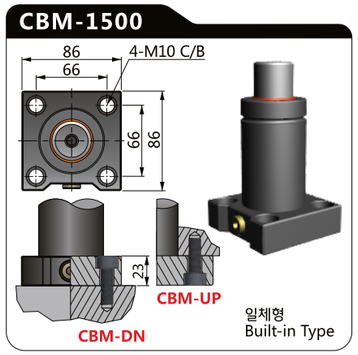

NF-1500

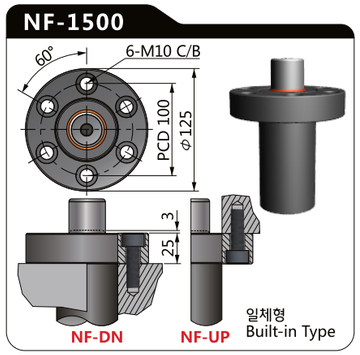

BF-BB-1500

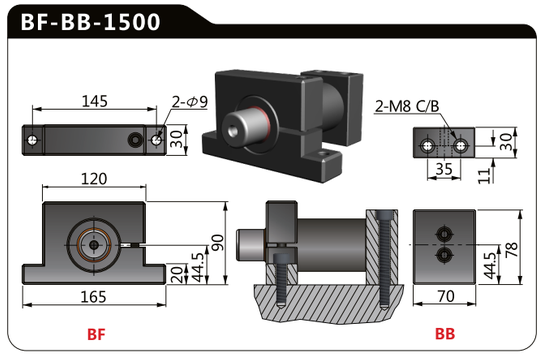

⚠주의 주문시 카운터보어 방향 DN/UP을 명기하여 주시기 바랍니다. 예)**N1500-050-CBS-DN-QT04**
Please notify the direction of Counter - Bore when ordering 「CBS/CBM/CBL/NF」

1500 Series

NB1500 NB Type

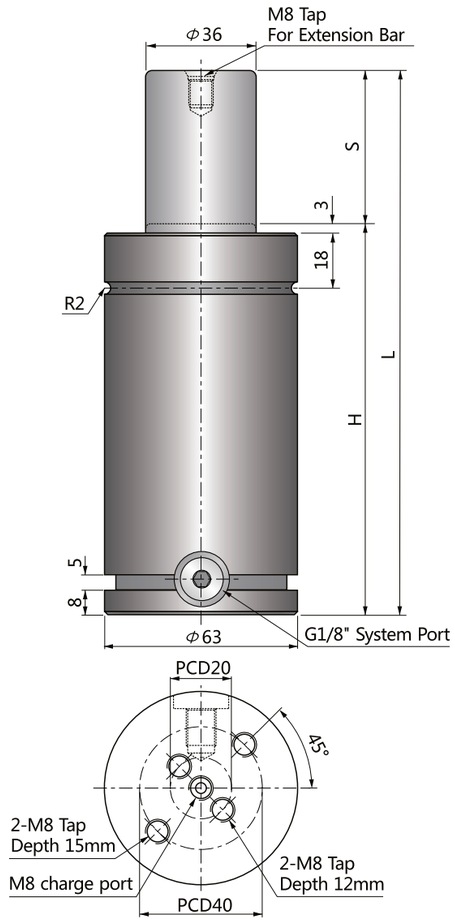

파워 실린더
Power Cylinders
Grooved Type

NB타입은 N타입과 동일하나, BH 분할형 마운트 장착과 배관이 용이하도록 실린더 하단에 그루브와 배관용 포트가 장착되어 있습니다.
실린더 직경 38mm(초기하중:500kgf)부터 120mm(7500kgf)까지 공급됩니다.
NB700부터 배관연결이 가능합니다.

NB type has the same characteristics as N type but has groove and side port for BH split type mount and hose connection.
The size starts from cylinder dia. 38mm(500kgf) to 120mm(7500kgf).
Hose connection is available from NB700.

코드 CODE	스트로크 S	H	L	FORCE(kgf) 초기하중 Fi	FORCE(kgf) 최대하중 Ff
NB1500-10	10	95	105	1500	2400
NB1500-15	15	100	115		
NB1500-25	25	110	135		
NB1500-40	40	125	165		
NB1500-50	50	135	185		
NB1500-65	65	150	215		
NB1500-70	70	155	225		
NB1500-80	80	165	245		
NB1500-90	90	175	265		
NB1500-100	100	185	285		
NB1500-125	125	220	345		
NB1500-160	160	255	415		
NB1500-200	200	295	495		

주의 : 배관연결형 사용가능
Available Hose-connection

주문방법
Ordering

NB1500-□□□-□□-QT□□

- 주문수량 Ordering Quantity
- 장착용베이스/Mounting Base
- 스트로크/Stroke
- 초기하중/Initial Force

예)NB1500-050-BS-QT04

스트로크 구간별 스프링하중
Spring Force - Stroke Diagram

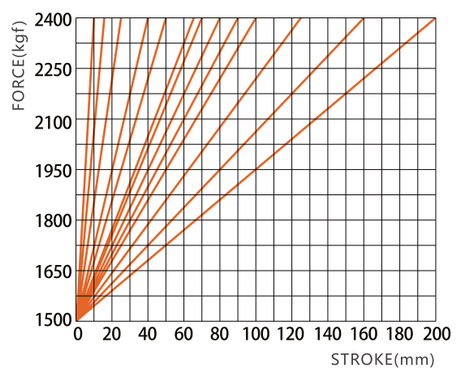

NB1500 마운팅베이스(Mounting Bases)

BH-1500

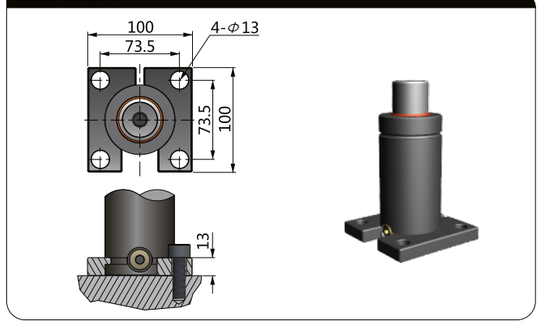

BS-1500

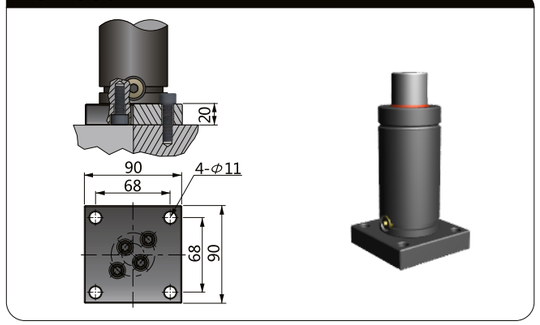

CBH-1500

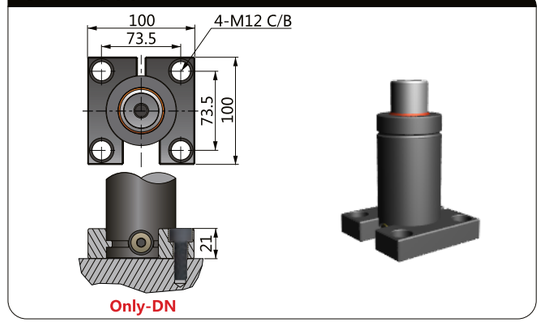

CBS-1500

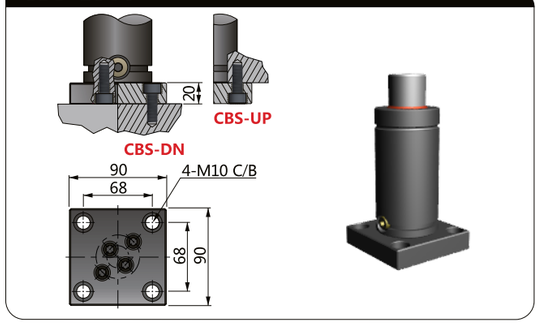

BC-1500

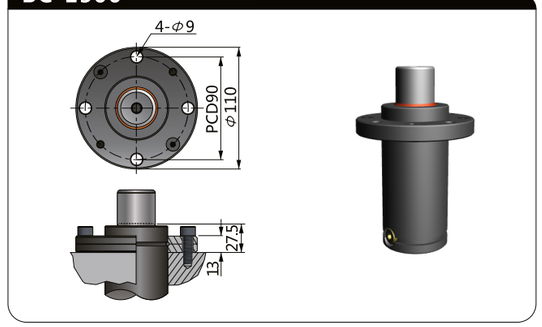

NF-1500

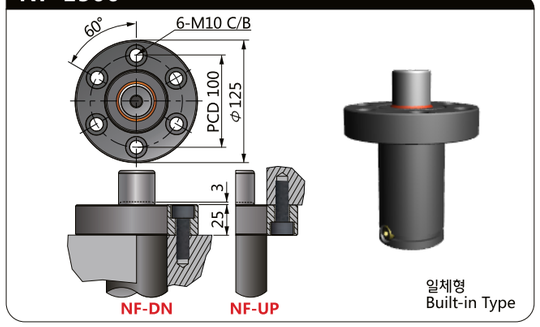

BF-BB-1500

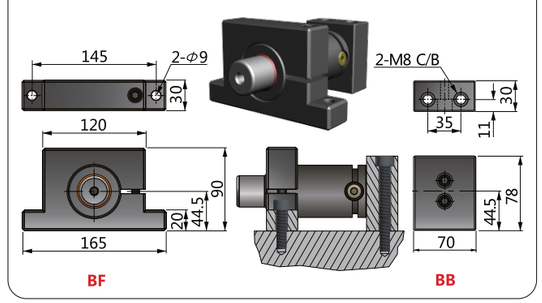

⚠주의 주문시 카운터보어 방향 DN/UP을 명기하여 주시기 바랍니다. 예)**NB1500-050-CBS-DN-QT04**
Please notify the direction of Counter - Bore when ordering 「CBS/NF」

NS1500 NS Type

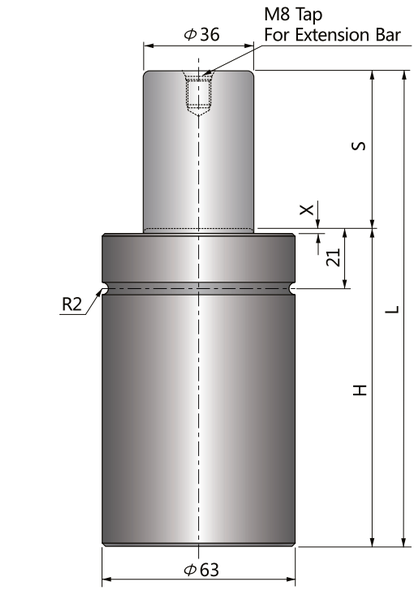

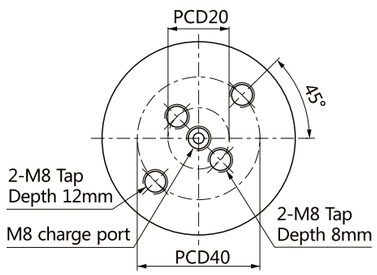

파워 콤팩트 실린더
Power Compact Cylinders

NS타입은 N타입 특성과 동일하나, 전체 높이가 낮아 금형 높이를 낮출 수 있습니다.
직경 19mm(100kgf)부터 120mm(7500kgf)까지 공급됩니다.
배관연결은 NSB타입을 적용하여 주십시오.

NS type has the same characteristics as N type but has shorter height to reduce the tooling height.
The size starts from cylinder dia. 19mm(100kgf) to 120mm(7500kgf).
Select the NSB type for hose connection.

코드 CODE	스트로크 S	H	L	X	FORCE(kgf) 초기하중 Fi	FORCE(kgf) 최대하중 Ff
NS1500-10	10	65	75	1	1500	2400
NS1500-15	15	70	85	1		
NS1500-25	25	80	105	1		
NS1500-40	40	95	135	1		
NS1500-50	50	105	155	1		
NS1500-65	65	120	185	1		
NS1500-70	70	125	195	1		
NS1500-80	80	135	215	1		
NS1500-90	90	145	235	1		
NS1500-100	100	160	260	1		
NS1500-125	125	190	315	3		
NS1500-160	160	235	395	3		
NS1500-200	200	275	475	3		

주의 : 배관연결형 사용불가
Not available Hose-connection

주문방법 Ordering

NS1500-□□□-□□-QT□□

- 주문수량 Ordering Quantity
- 장착용베이스/Mounting Base
- 스트로크/Stroke
- 초기하중/Initial Force

예)NS1500-050-BS-QT04

스트로크 구간별 스프링하중 Spring Force - Stroke Diagram

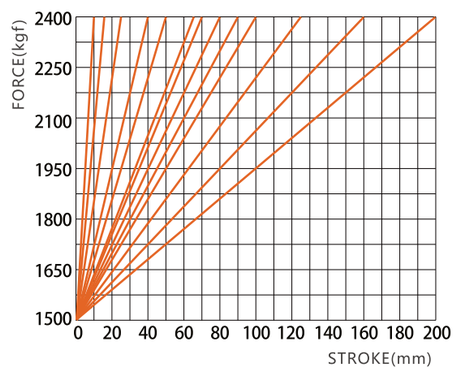

NS1500 마운팅베이스(Mounting Bases)

BS-1500

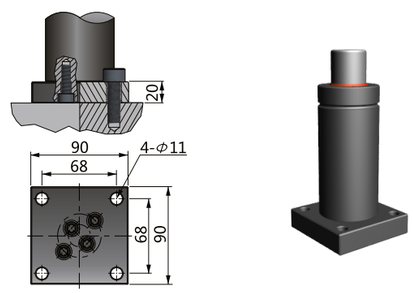

CBS-1500

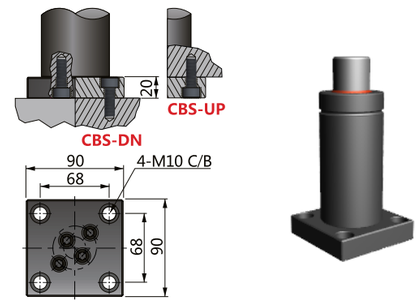

BC-1500

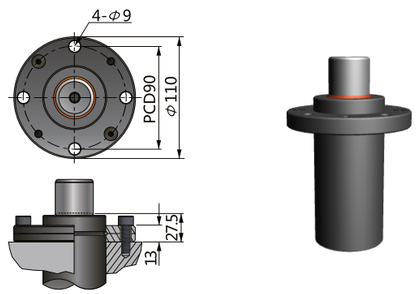

NF-1500

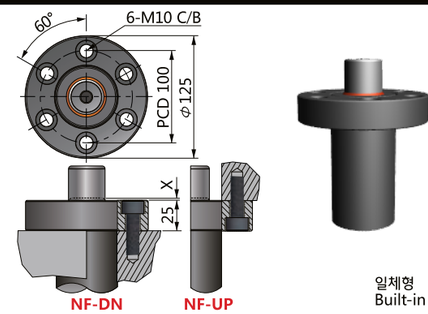

BF-BB-1500

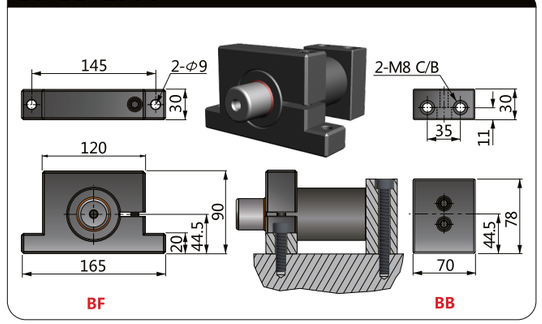

1500 Series

⚠ 주의 주문시 카운터보어 방향 DN/UP을 명기하여 주시기 바랍니다. 예)**NS1500-050-CBS-DN-QT04**
Please notify the direction of Counter - Bore when ordering 「**CBS/NF**」

NSB1500 NSB Type

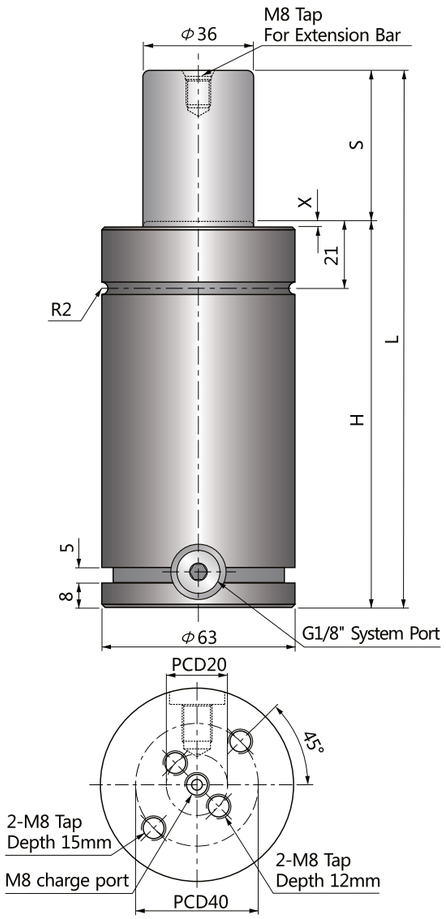

파워 콤팩트 실린더
Power Compact Cylinders
Grooved Type

NSB타입은 NS타입과 동일하나, BH 분할형 마운트 장착과 배관이 용이하도록 실린더 하단에 그루브와 배관용 포트가 장착되어 있으며 NS타입 대비 20mm가 높습니다.
실린더 직경 38mm(500kgf)부터 120mm(7500kgf)까지 공급됩니다.
NSB700부터 배관연결이 가능합니다.

NSB type has the same characteristics as NS type but has groove and side port for BH split type mount and hose connection.
20mm higher than NS type.
The size starts from cylinder dia. 38mm(1000kgf) to 120mm(7500kgf).
Hose connection is available from NSB700.

코드 CODE	스트로크 S	H	L	X	FORCE(kgf) 초기하중 Fi	FORCE(kgf) 최대하중 Ff
NSB1500-10	10	85	95	1	1500	2400
NSB1500-15	15	90	105	1		
NSB1500-25	25	100	125	1		
NSB1500-40	40	115	155	1		
NSB1500-50	50	125	175	1		
NSB1500-65	65	140	205	1		
NSB1500-70	70	145	215	1		
NSB1500-80	80	155	235	1		
NSB1500-90	90	165	255	1		
NSB1500-100	100	180	280	1		
NSB1500-125	125	210	335	3		
NSB1500-160	160	255	415	3		
NSB1500-200	200	295	495	3		

주의 : 배관연결형 사용가능
Available Hose-connection

주문방법
Ordering

NSB1500-□□□-□□-QT□□

- 주문수량 Ordering Quantity
- 장착용베이스/Mounting Base
- 스트로크/Stroke
- 초기하중/Initial Force

예)NSB1500-050-BS-QT04

스트로크 구간별 스프링하중
Spring Force - Stroke Diagram

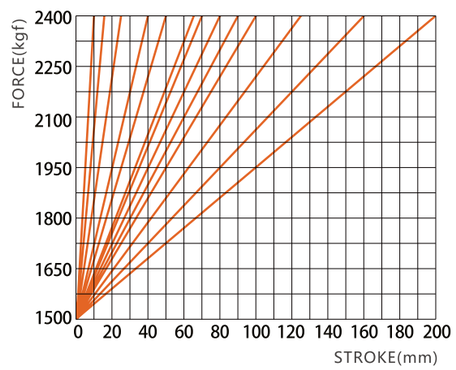

NSB1500 마운팅베이스(Mounting Bases)

BH-1500

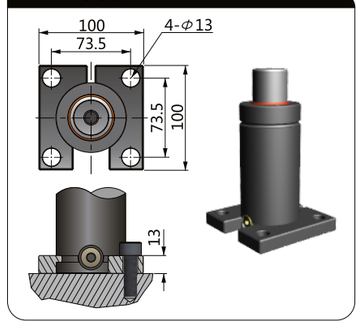

BS-1500

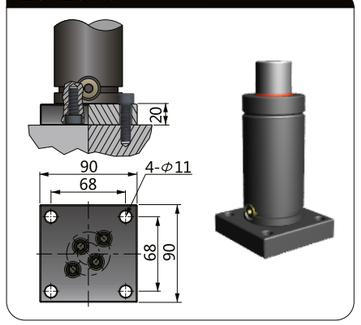

BL-1500

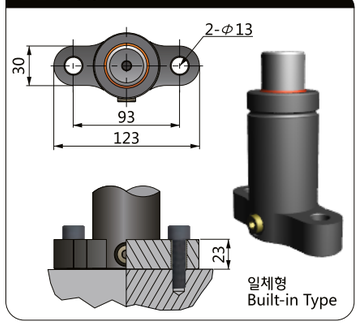

CBH-1500

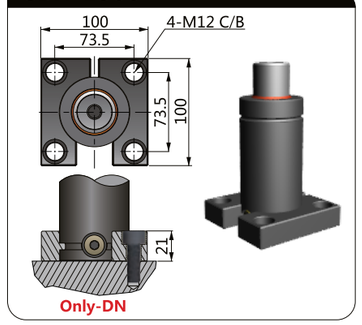

CBS-1500

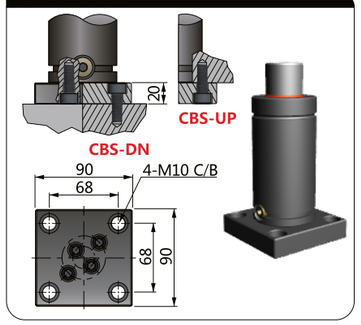

CBL-1500

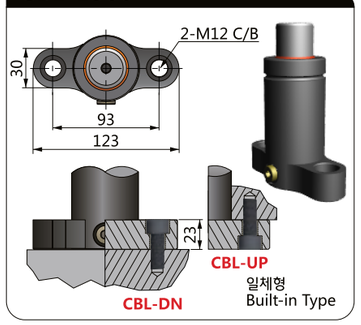

BM-1500

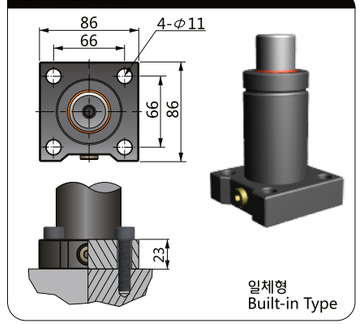

CBM-1500

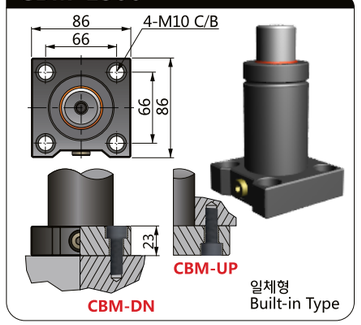

BC-1500

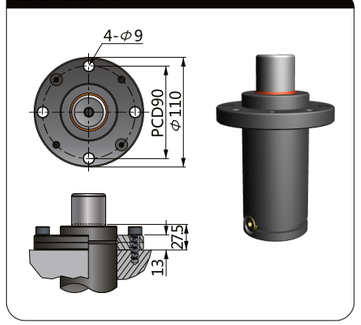

NF-1500

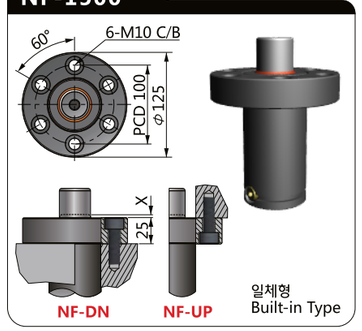

BF-BB-1500

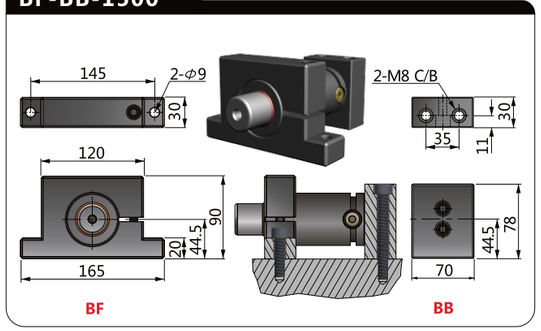

⚠주의 주문시 카운터보어 방향 DN/UP을 명기하여 주시기 바랍니다. 예)**NSB1500-050-CBS-DN-QT04**
Please notify the direction of Counter - Bore when ordering 「CBS/CBM/CBL/NF」

1500 Series

NSC1500 NSC Type

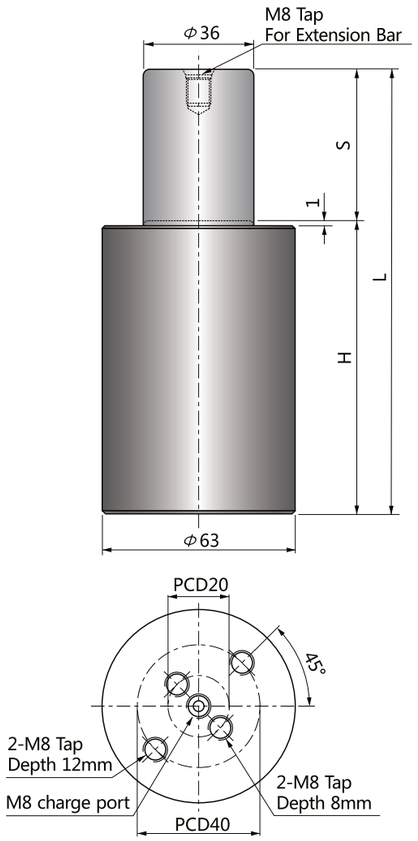

파워 콤팩트 실린더
Power Compact Cylinders

NSC타입은 NS타입 특성과 동일하나, 더 작은 사이즈 제품으로 금형 높이를 더욱 최소화할 수 있습니다.
실린더 직경 19mm(100kgf)부터 120mm(7500kgf)까지 공급됩니다.

NSC type has the same characteristics as NS type but very suitable to minimize the tooling height due to the shorter height compared with NS type.
The size starts from cylinder dia. 19mm(100kgf) to 120mm(7500kgf).

코드 CODE	스트로크 S	H	L	FORCE(kgf)	
				초기하중 Fi	최대하중 Ff
NSC1500-10	10	55	65	1500	2400
NSC1500-15	15	60	75		
NSC1500-25	25	70	95		
NSC1500-40	40	85	125		
NSC1500-50	50	95	145		
NSC1500-65	65	110	175		
NSC1500-70	70	115	185		
NSC1500-80	80	125	205		
NSC1500-90	90	135	225		
NSC1500-100	100	145	245		

주의 : 배관연결형 사용불가
Not available Hose-connection

주문방법
Ordering

NSC1500-□□□-□□-QT□□

- 주문수량 Ordering Quantity
- 장착용베이스/Mounting Base
- 스트로크/Stroke
- 초기하중/Initial Force

예)NSC1500-050-BS-QT04

스트로크 구간별 스프링하중
Spring Force - Stroke Diagram

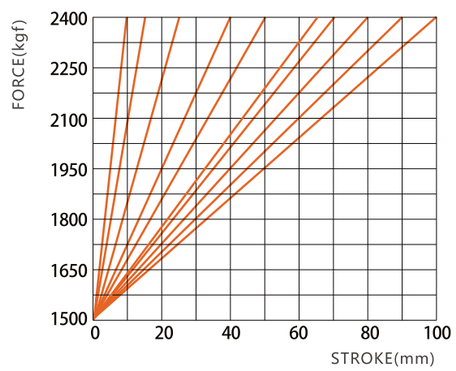

NSC1500 마운팅베이스(Mounting Bases)

BS-1500

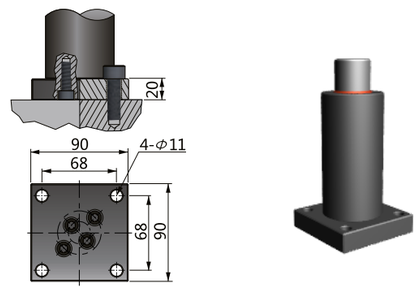

CBS-1500

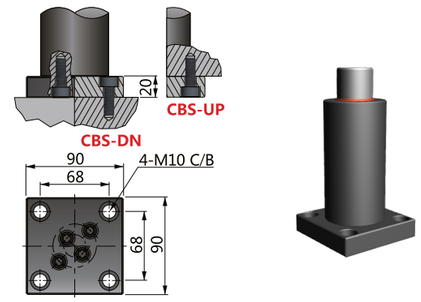

NF-1500

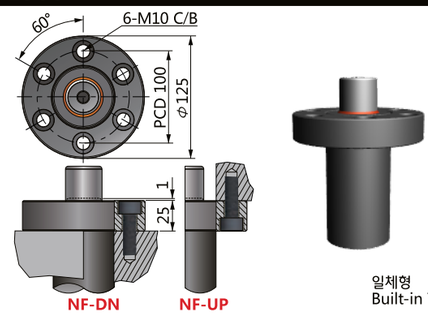

BF-BB-1500

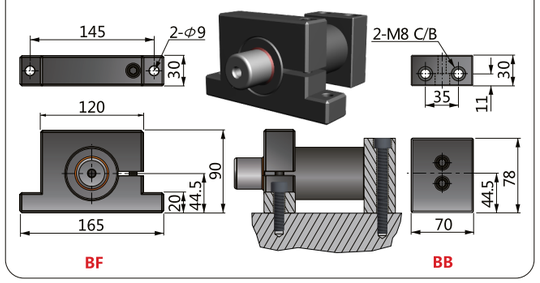

1500 Series

⚠주의 주문시 카운터보어 방향 DN/UP을 명기하여 주시기 바랍니다. 예)**NSC1500-050-CBS-DN-QT04**
Please notify the direction of Counter - Bore when ordering 「**CBS/NF**」

NC1500 NC Type

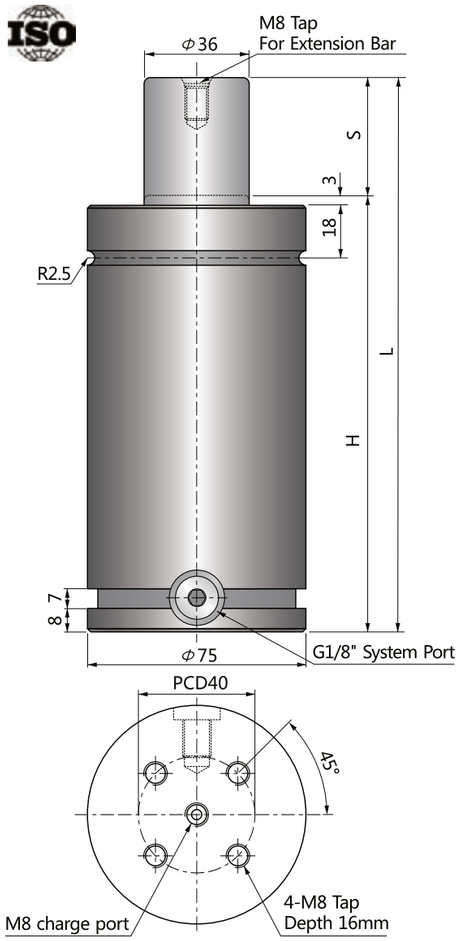

ISO11901 스탠다드 실린더

ISO11901 Standard Cylinders

NC타입은 ISO11901 표준규격을 채택하여 호환성이 우수합니다.
직경 38mm(250kgf)부터 195mm(10000kgf)까지 공급되며,
NC500 부터 배관연결이 가능합니다.

NC type corresponds to ISO11901 standard and keep the compatibility.
The size starts from cylinder dia. 38mm(250kgf) to 195mm(10000kgf).
Hose connection is available from NC500.

코드 CODE	스트로크 S	H	L	FORCE(kgf) 초기하중 Fi	FORCE(kgf) 최대하중 Ff
NC1500-25	25	135	160	1500	2400
NC1500-38	38.1	148.1	186.2		
NC1500-40	40	150	190		
NC1500-50	50	160	210		
NC1500-63	63	174	237		
NC1500-65	65	175	240		
NC1500-70	70	180	250		
NC1500-80	80	190	270		
NC1500-90	90	200	290		
NC1500-100	100	210	310		
NC1500-125	125	235	360		
NC1500-160	160	270	430		
NC1500-200	200	310	510		
NC1500-250	250	360	610		
NC1500-300	300	410	710		

주의 : 배관연결형 사용가능
Available Hose-connection

주문방법 Ordering

NC1500-□□□-□□-QT□□

- 주문수량 Ordering Quantity
- 장착용베이스/Mounting Base
- 스트로크/Stroke
- 초기하중/Initial Force

예)NC1500-050-BS-QT04

스트로크 구간별 스프링하중 Spring Force - Stroke Diagram

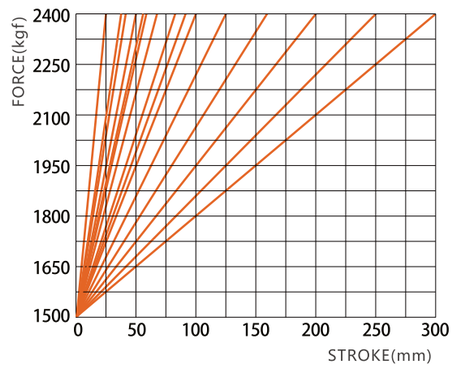

NC1500 마운팅베이스(Mounting Bases)

BH-1500NC

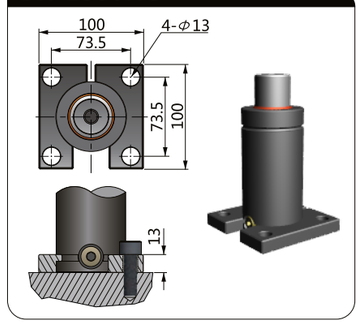

BS-1500NC

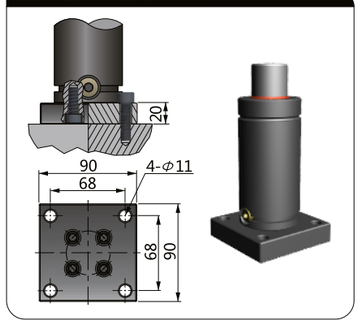

BL-1500NC

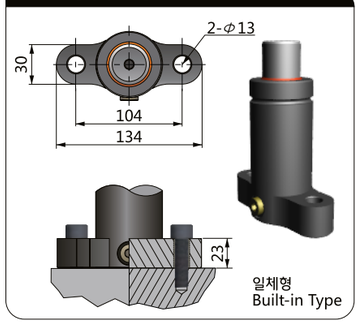

CBH-1500NC

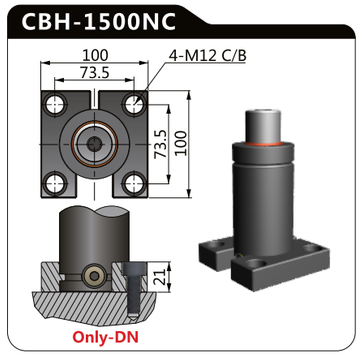

CBS-1500NC

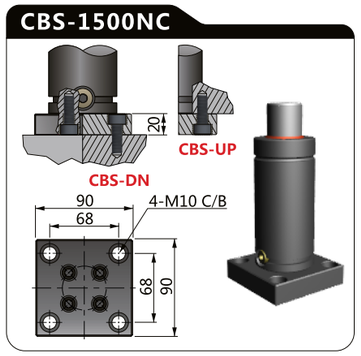

CBL-1500NC

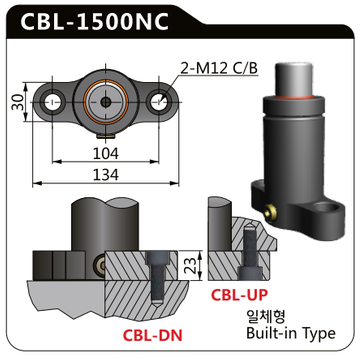

BM-1500NC

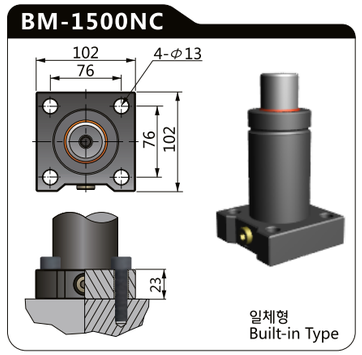

CBM-1500NC

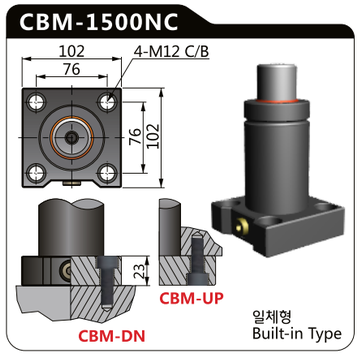

BC-1500NC



NF-1500NC

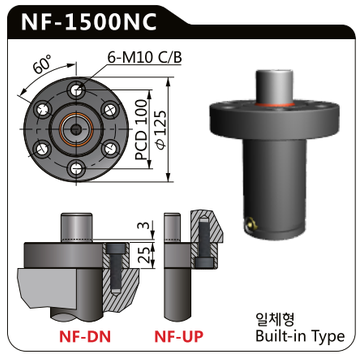

BF-BB-1500NC

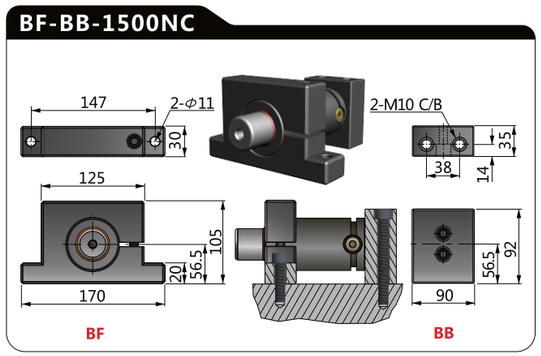

⚠주의 주문시 카운터보어 방향 DN/UP을 명기하여 주시기 바랍니다. 예)**NC1500-050-CBS-DN-QT04**
Please notify the direction of Counter - Bore when ordering 「CBS/CBM/CBL/NF」

NK1500 NK Type

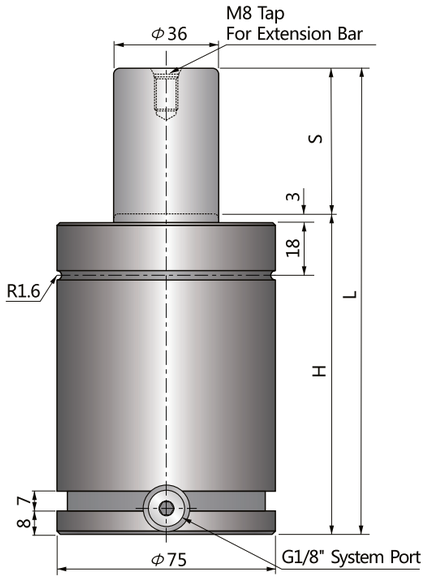

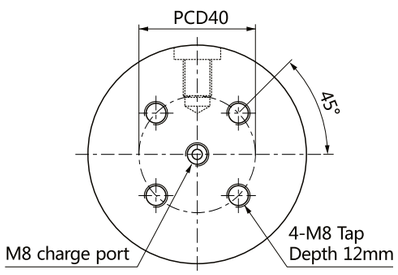

콤팩트 실린더
Compact Cylinders

NK타입은 NC(ISO)타입과 동일하나, 전체 높이가 낮아 금형 높이를 낮출 수 있습니다.
실린더 직경 45mm(500kgf)부터 75mm(1500kgf)까지 공급됩니다.
NK750부터 배관연결이 가능합니다.

NK type has the same characteristics as NC type but has shorter height to reduce the tooling height.
The size starts from cylinder dia. 45mm(500kgf) to 75mm(1500kgf).
Hose connection is available from NK750.

코드 CODE	스트로크 S	H	L	FORCE(kgf)	
				초기하중 Fi	최대하중 Ff
NK1500-13	13	73	86	1500	2400
NK1500-16	16	76	92		
NK1500-25	25	85	110		
NK1500-38	38	98.2	136.2		
NK1500-50	50	110	160		
NK1500-64	64	123	187		
NK1500-70	70	130	200		
NK1500-80	80	140	220		
NK1500-90	90	150	240		
NK1500-100	100	160	260		
NK1500-125	125	185	310		

주의 : 배관연결형 사용가능
Available Hose-connection

주문방법
Ordering

NK1500-□□□-□□-QT□□

- 주문수량 Ordering Quantity
- 장착용베이스/Mounting Base
- 스트로크/Stroke
- 초기하중/Initial Force

예)NK1500-050-BH-QT04

스트로크 구간별 스프링하중
Spring Force - Stroke Diagram

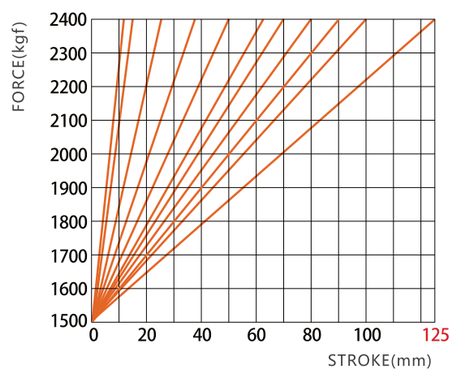

NK1500 마운팅베이스(Mounting Bases)

BH-1500NK

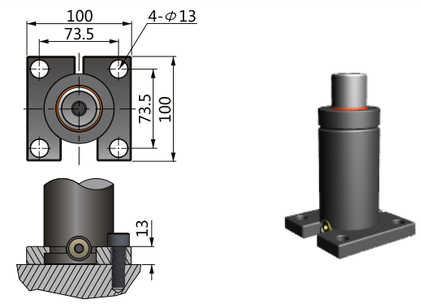

BS-1500NK

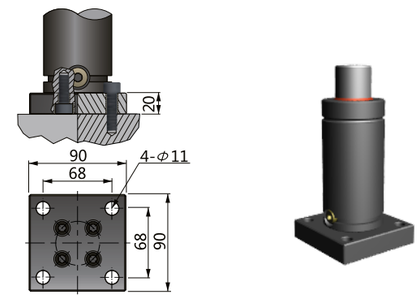

CBS-1500NK

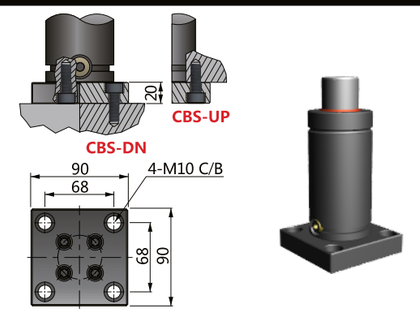

BF-BB-1500NK

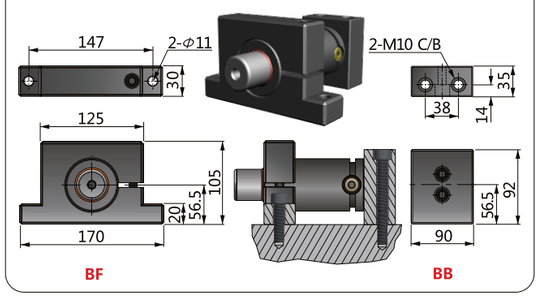

⚠주의 주문시 카운터보어 방향 DN/UP을 명기하여 주시기 바랍니다. 예)**NK1500-050-CBS-DN-QT04**
Please notify the direction of Counter - Bore when ordering「**CBS**」

NT1500 NT Type

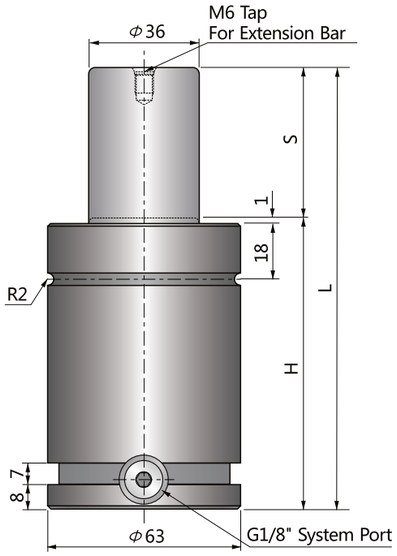

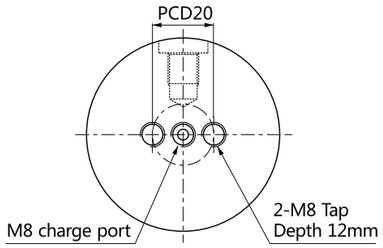

슈퍼 콤팩트 실린더
Super Compact Cylinders

NT 타입의 특성은 N 타입과 동일하며, 같은 사이즈의 실린더 중에서 전체 높이가 가장 낮아 금형 높이를 더욱 최소화 할 수 있으며, NT1000부터 배관연결이 가능합니다.
직경 19mm(170kg)부터 150mm(9500kg) 까지 공급됩니다.

NT type has same characteristics with N type and has shortest height among same size cylinders, suitable to minimize the tooling height and able to hose connection from NT1000.
The size starts from 19mm(170kg) to 150mm(9500kg).

코드 CODE	스트로크 S	H	L	FORCE(kgf)	
				초기하중 Fi	최대하중 Ff
NT1500-13	13	57	70	1500	2400
NT1500-16	16	60	76		
NT1500-19	19	63	82		
NT1500-25	25	69	94		
NT1500-32	32	76	108		
NT1500-38	38	82	120		
NT1500-50	50	94	144		
NT1500-63	63	107	170		
NT1500-75	75	119	194		
NT1500-80	80	124	204		
NT1500-100	100	144	244		
NT1500-125	125	169	294		

주의 : 배관연결형 사용가능
Available Hose-connection

주문방법
Ordering

NT1500-□□□-□□-QT□□

- 주문수량 Ordering Quantity
- 장착용베이스/Mounting Base
- 스트로크/Stroke
- 초기하중/Initial Force

예)NT1500-050-BS-QT04

스트로크 구간별 스프링하중
Spring Force - Stroke Diagram

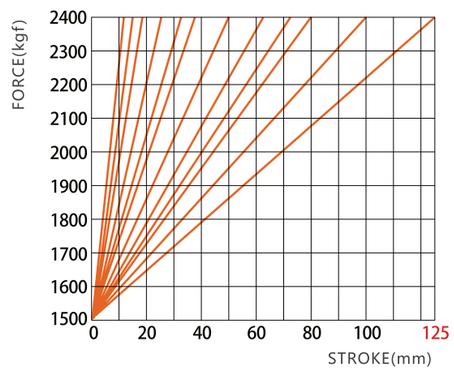

NT1500 마운팅베이스(Mounting Bases)

BH-1500

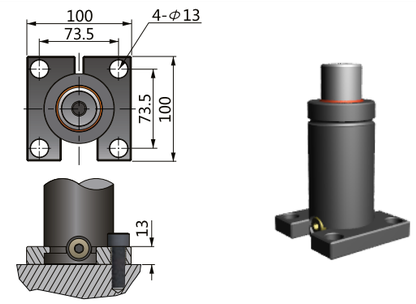

BS-1500NT

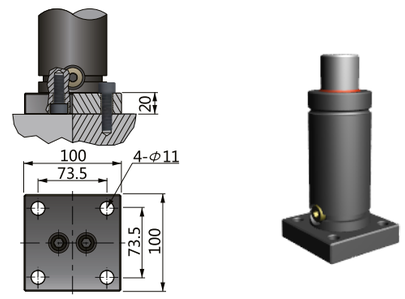

CBS-1500NT

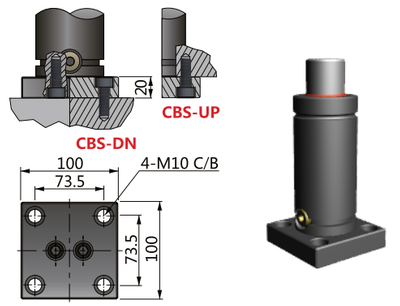

BC-1500

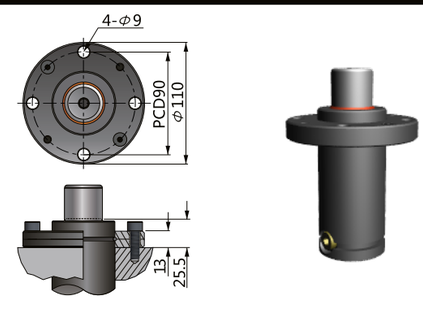

BP-1500NT

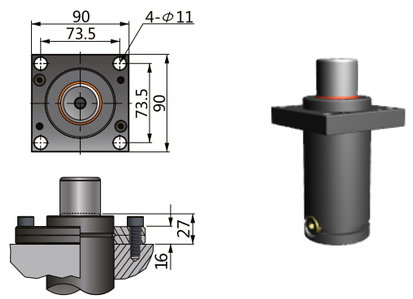

BF-BB-1500

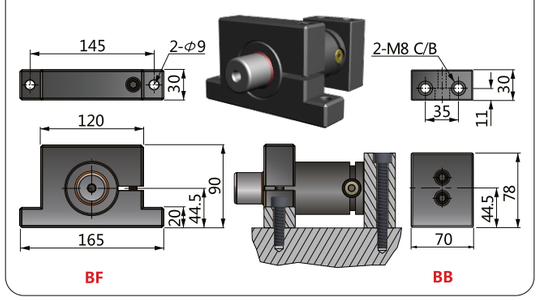

1500 Series

⚠주의 주문시 카운터보어 방향 DN/UP을 명기하여 주시기 바랍니다. 예)**NT1500-050-CBS-DN-QT04**
Please notify the direction of Counter - Bore when ordering「**CBS**」

NTT1500 NTT Type

NEW!

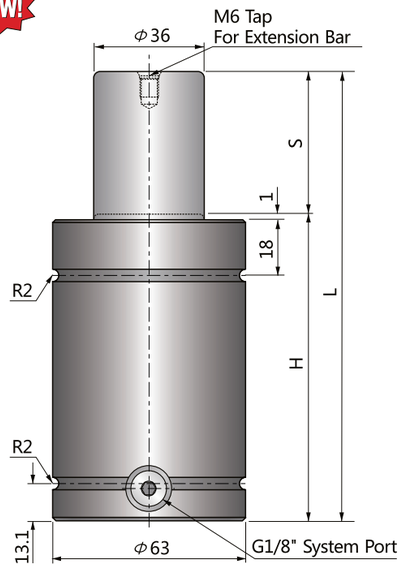

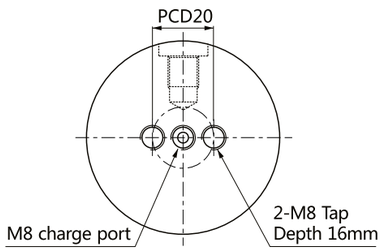

슈퍼 콤팩트 실린더
Super Compact Cylinders

NTT타입 특성은 NT타입과 동일하나, 강력한 장착을 위하여 고정용 탭의 칫수가 한 단계 크며 나사산의 깊이도 더욱 긴 16mm입니다.
NTT1000부터 배관연결이 가능합니다.
직경 32mm(350kgf)부터 150mm(9500kgf)까지 공급됩니다.

NTT type has same characteristics as NT type but has bigger tap size and 16mm thread dept for more secure mounting.
Available hose connection from NTT1000.
The size starts from 32mm(350kg) to 150mm(9500kg).

코드 CODE	스트로크 S	H	L	FORCE(kgf) 초기하중 Fi	FORCE(kgf) 최대하중 Ff
NTT1500-13	13	65	78	1500	2400
NTT1500-16	16	68	84		
NTT1500-19	19	71	90		
NTT1500-25	25	77	102		
NTT1500-32	32	84	116		
NTT1500-38	38	90	128		
NTT1500-50	50	102	152		
NTT1500-63	63	115	178		
NTT1500-75	75	127	202		
NTT1500-80	80	132	212		
NTT1500-100	100	152	252		
NTT1500-125	125	177	302		

주의 : 배관연결형 사용가능
Available Hose-connection

주문방법
Ordering

NTT1500-□□□-□□-QT□□

- 주문수량 Ordering Quantity
- 장착용베이스/Mounting Base
- 스트로크/Stroke
- 초기하중/Initial Force

예)NTT1500-050-BP-QT04

스트로크 구간별 스프링하중
Spring Force - Stroke Diagram

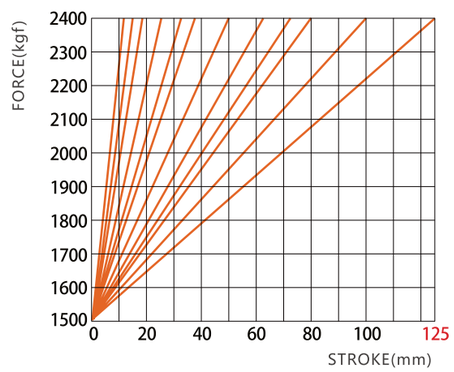

NTT1500 마운팅베이스(Mounting Bases)

LBP-1500NTT

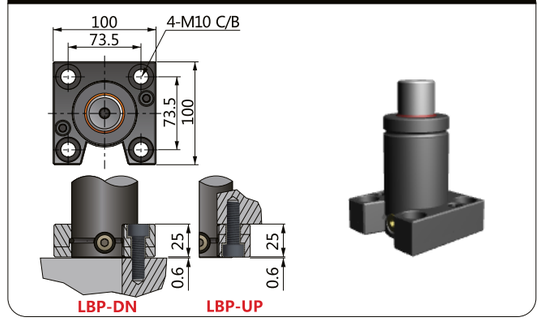

BP-1500NTT

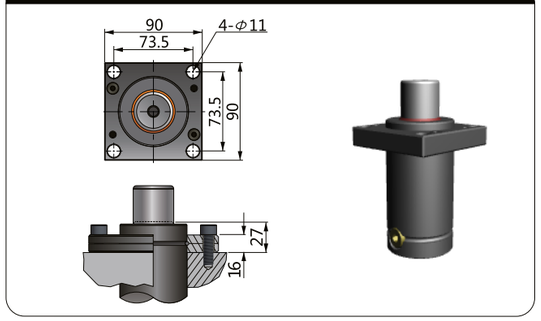

1500 Series

⚠주의 주문시 카운터보어 방향 DN/UP을 명기하여 주시기 바랍니다. 예)**NTT1500-050-LBP-DN-QT04**
Please notify the direction of Counter - Bore when ordering「**LBP**」

NP2000 NP Type

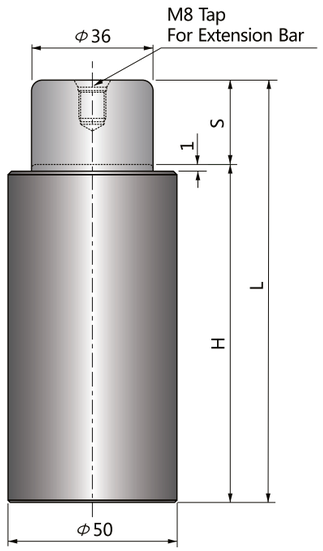

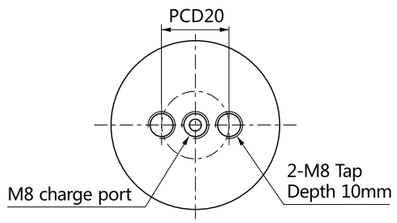

슈퍼 파워 실린더
Super Power Cylinders

NP타입은 N타입 대비 2배, NC(ISO11901)타입 대비 3배 이상의 스프링 능력을 보유하여 금형 내 공간 활용성을 극대화하여 줍니다.
실린더 직경 25mm(400kgf)부터 120mm(10000kgf)까지 공급됩니다.
배관연결은 NPS타입을 적용하여 주십시오.

NP type maximizes the space applications in stamping tools thanks to double and more than 3 times stronger power compared with N type and NC ISO11901 type.
The size starts from cylinder dia. 25mm(400kgf) to 120mm(10000kgf).
Select the NPS type for hose connection.

코드 CODE	스트로크 S	H	L	FORCE(kgf)	
				초기하중 Fi	최대하중 Ff
NP2000-10	10	70	80	2000	3200
NP2000-15	15	80	95		
NP2000-25	25	100	125		
NP2000-50	50	150	200		

주의 : 배관연결형 사용불가
Not available Hose-connection

주문방법
Ordering

NP2000-□□□-□□-QT□□

- 주문수량 Ordering Quantity
- 장착용베이스/Mounting Base
- 스트로크/Stroke
- 초기하중/Initial Force

예)NP2000-050-BS-QT04

스트로크 구간별 스프링하중
Spring Force - Stroke Diagram

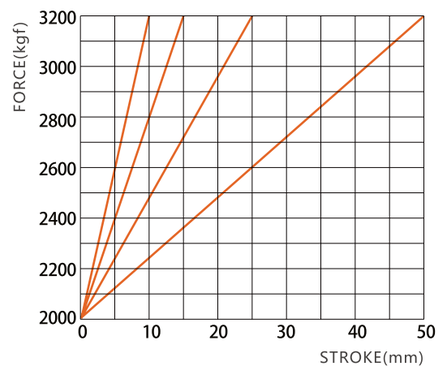

NP2000 마운팅베이스(Mounting Bases)

BS-2000NP

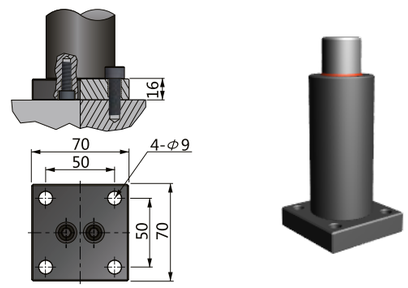

CBS-2000NP

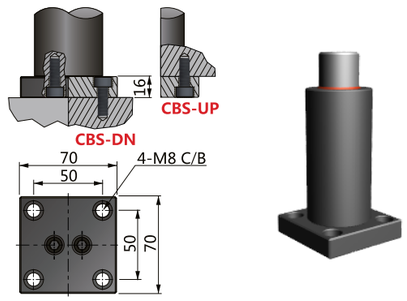

⚠주의 주문시 카운터보어 방향 DN/UP을 명기하여 주시기 바랍니다. 예)**NP2000-050-CBS-DN-QT04**
Please notify the direction of Counter - Bore when ordering「**CBS**」

NPS2000 NPS Type

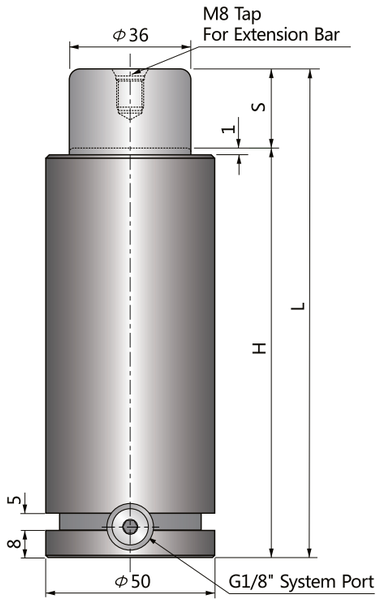

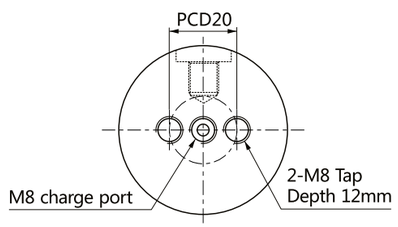

슈퍼 파워 실린더
Super Power Cylinders
Grooved Type

NPS타입은 NP타입과 동일하나, 마운팅 장착과 배관이 용이하도록 실린더 하단에 그루브와 배관용 포트가 장착되어 있으며 NP타입 대비 20mm 높습니다.
실린더 직경 50mm(2000kgf)부터 95mm(7000kgf)까지 공급됩니다.
전 규격 배관이 가능합니다.

NPS type has same characteristics as NP type but has groove and side port for BH split type mount and hose connection.
20mm higher than NP type.
The size starts from cylinder dia. 50mm(2000kgf)to 95mm(7500kgf). All NPS type is available for hose connection.

코드 CODE	스트로크 S	H	L	FORCE(kgf)	
				초기하중 Fi	최대하중 Ff
NPS2000-10	10	90	100	2000	3200
NPS2000-15	15	100	115		
NPS2000-25	25	120	145		
NPS2000-50	50	170	220		

주의 : 배관연결형 사용가능
Available Hose-connection

주문방법
Ordering

NPS2000-□□□-□□-QT□□

- 주문수량 Ordering Quantity
- 장착용베이스/Mounting Base
- 스트로크/Stroke
- 초기하중/Initial Force

예)NPS2000-050-BS-QT04

스트로크 구간별 스프링하중
Spring Force - Stroke Diagram

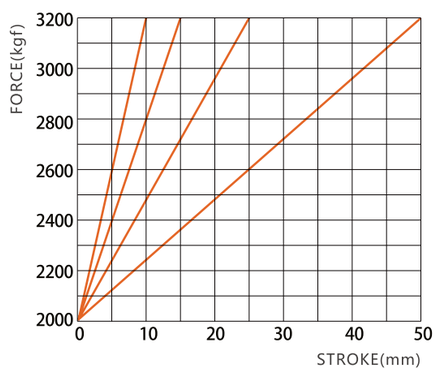

NPS2000 마운팅베이스(Mounting Bases)

BH-2000NPS

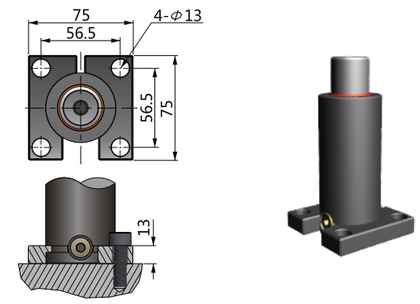

BS-2000NPS

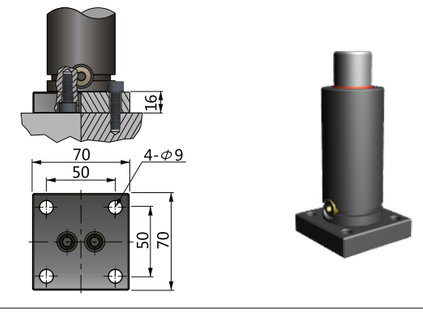

CBH-2000NPS

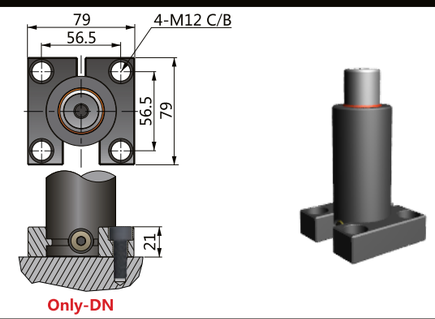

CBS-2000NPS

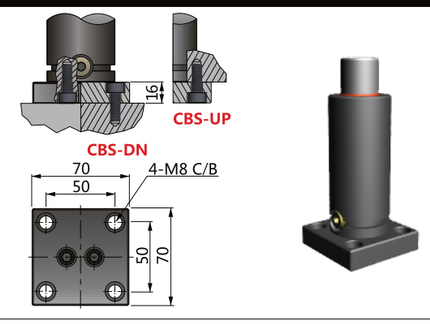

BL-2000NPS

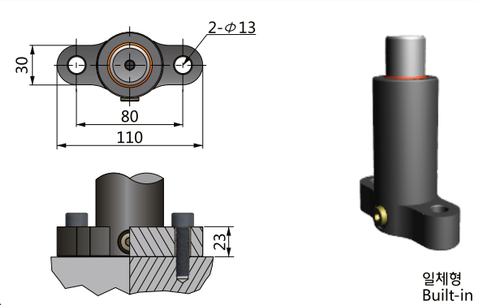

BM-2000NPS

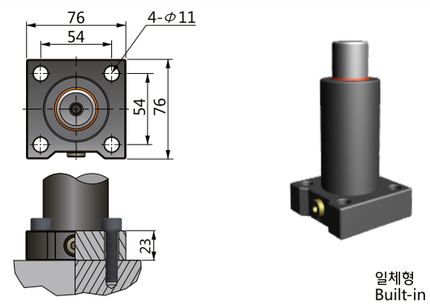

CBL-2000NPS

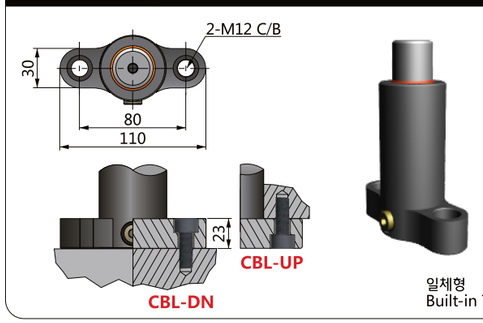

CBM-2000NPS

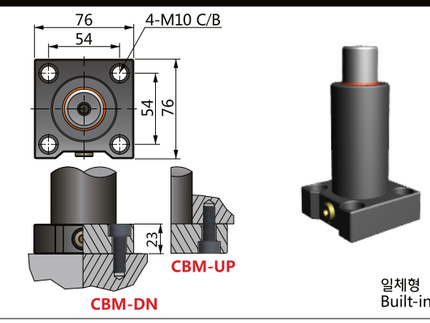

⚠주의 주문시 카운터보어 방향 DN/UP을 명기하여 주시기 바랍니다. 예)**NPS2000-050-CBS-DN-QT04**
Please notify the direction of Counter - Bore when ordering 「CBS/CBM/CBL」

NT2400 NT Type

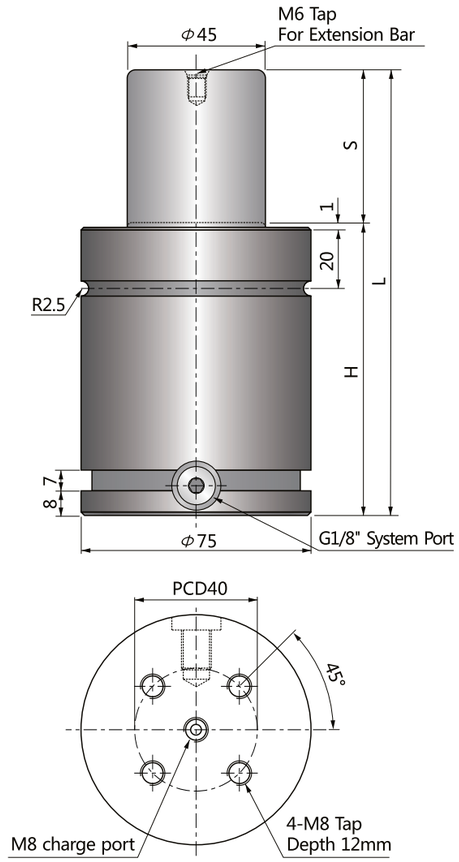

슈퍼 콤팩트 실린더
Super Compact Cylinders

NT 타입의 특성은 N 타입과 동일하며, 같은 사이즈의 실린더 중에서 전체 높이가 가장 낮아 금형 높이를 더욱 최소화 할 수 있으며, NT1000부터 배관연결이 가능합니다.
직경 19mm(170kg)부터 150mm(9500kg) 까지 공급됩니다.

NT type has same characteristics with N type and has shortest height among same size cylinders, suitable to minimize the tooling height and able to hose connection from NT1000.
The size starts from 19mm(170kg) to 150mm(9500kg).

코드 CODE	스트로크 S	H	L	FORCE(kgf)	
				초기하중 Fi	최대하중 Ff
NT2400-16	16	61	77	2400	3800
NT2400-19	19	64	83		
NT2400-25	25	70	95		
NT2400-32	32	77	109		
NT2400-38	38	83	121		
NT2400-50	50	95	145		
NT2400-63	63	108	171		
NT2400-75	75	120	195		
NT2400-80	80	125	205		
NT2400-100	100	145	245		
NT2400-125	125	170	295		

주의 : 배관연결형 사용가능
Available Hose-connection

주문방법
Ordering

NT2400-□□□-□□-QT□□

- 주문수량 Ordering Quantity
- 장착용베이스/Mounting Base
- 스트로크/Stroke
- 초기하중/Initial Force

예)NT2400-050-BS-QT04

스트로크 구간별 스프링하중
Spring Force - Stroke Diagram

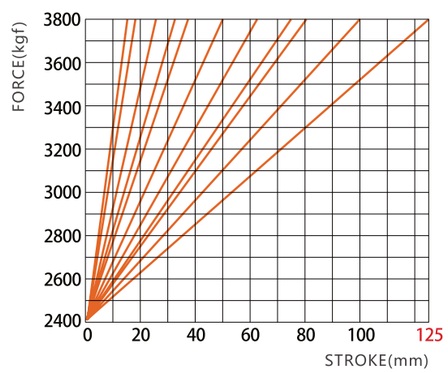

NT2400 마운팅베이스(Mounting Bases)

BH-2400

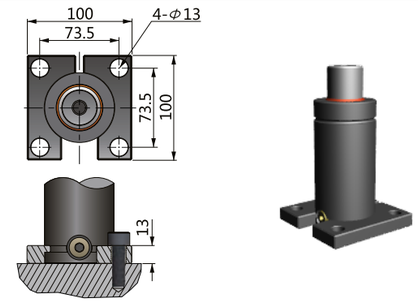

BS-2400

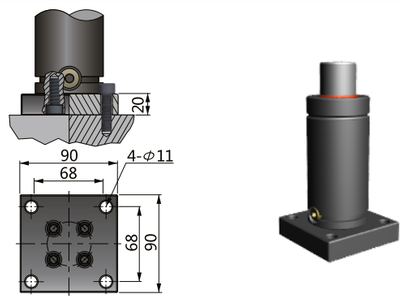

CBS-2400

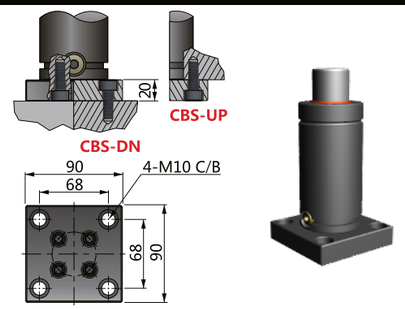

BC-2400

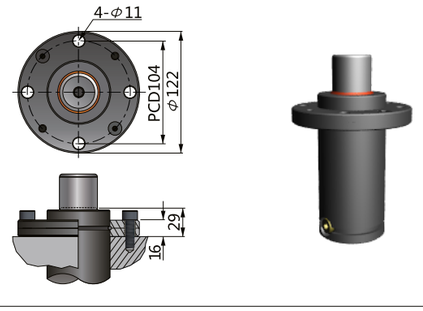

BP-2400NT

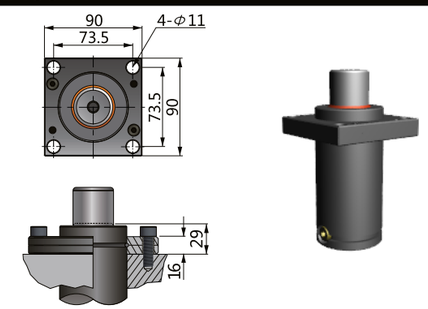

BF-BB-2400

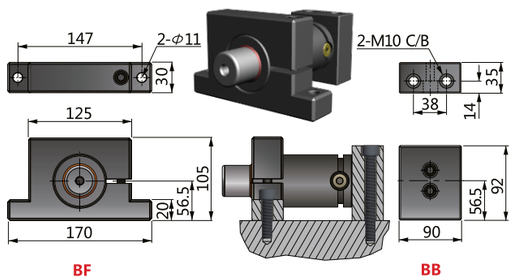

⚠주의 주문시 카운터보어 방향 DN/UP을 명기하여 주시기 바랍니다. 예)**NT2400-050-CBS-DN-QT04**
Please notify the direction of Counter - Bore when ordering「**CBS**」

NTT2400 NTT Type

NEW!

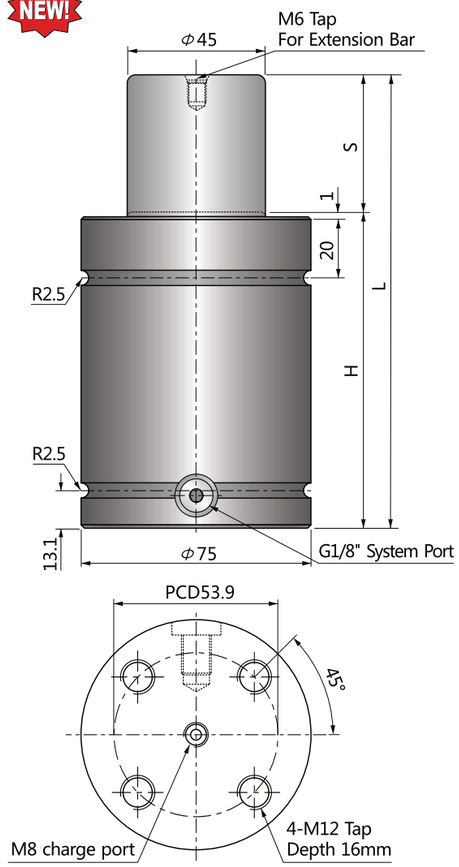

슈퍼 콤팩트 실린더
Super Compact Cylinders

NTT타입 특성은 NT타입과 동일하나, 강력한 장착을 위하여 고정용 탭의 치수가 한 단계 크며 나사산의 깊이도 더욱 긴 16mm입니다.
NTT1000부터 배관연결이 가능합니다.
직경 32mm(350kgf)부터 150mm(9500kgf)까지 공급됩니다.

NTT type has same characteristics as NT type but has bigger tap size and 16mm thread dept for more secure mounting.
Available hose connection from NTT1000.
The size starts from 32mm(350kg) to 150mm(9500kg).

코드 CODE	스트로크 S	H	L	FORCE(kgf) 초기하중 Fi	FORCE(kgf) 최대하중 Ff
NTT2400-16	16	75	91	2400	3800
NTT2400-19	19	78	97		
NTT2400-25	25	84	109		
NTT2400-32	32	91	123		
NTT2400-38	38	97	135		
NTT2400-50	50	109	159		
NTT2400-63	63	122	185		
NTT2400-75	75	134	209		
NTT2400-80	80	139	219		
NTT2400-100	100	159	259		
NTT2400-125	125	184	309		

주의 : 배관연결형 사용가능
Available Hose-connection

주문방법
Ordering

NTT2400-□□□-□□-QT□□

- 주문수량 Ordering Quantity
- 장착용베이스/Mounting Base
- 스트로크/Stroke
- 초기하중/Initial Force

예)NTT2400-050-BP-QT04

스트로크 구간별 스프링하중
Spring Force - Stroke Diagram

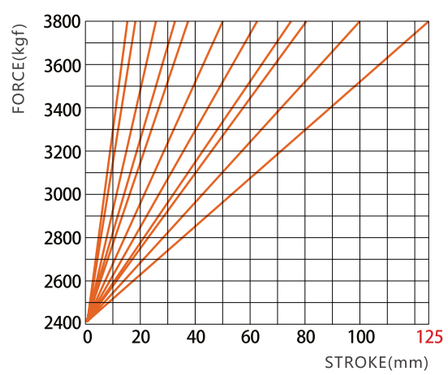

NTT2400 마운팅베이스(Mounting Bases)

CBL-2400NTT

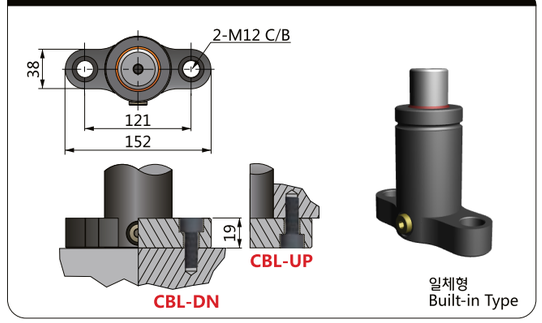

BC-2400NTT

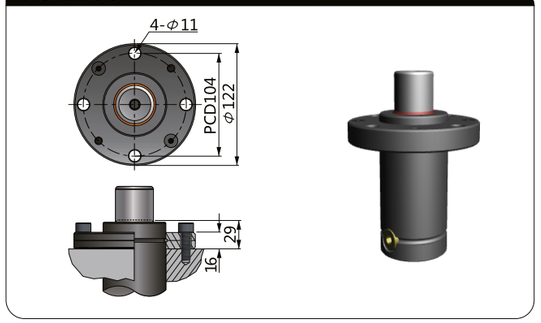

LBP-2400NTT

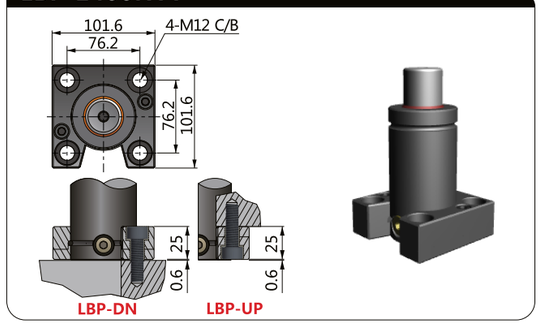

BP-2400NTT

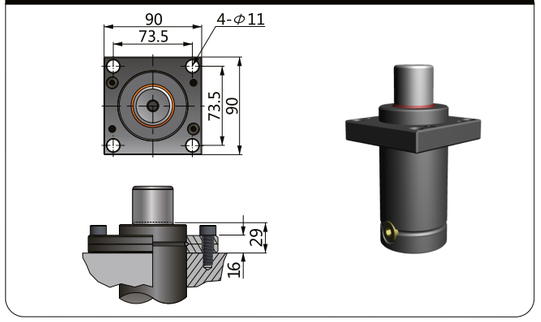

BK-2400NTT

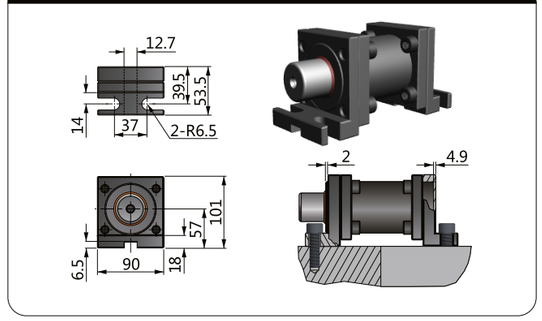

⚠주의 주문시 카운터보어 방향 DN/UP을 명기하여 주시기 바랍니다. 예)**NTT2400-050-LBP-DN-QT04**
Please notify the direction of Counter - Bore when ordering 「**CBL/LBP**」

2000~2500 Series

N2500 N Type

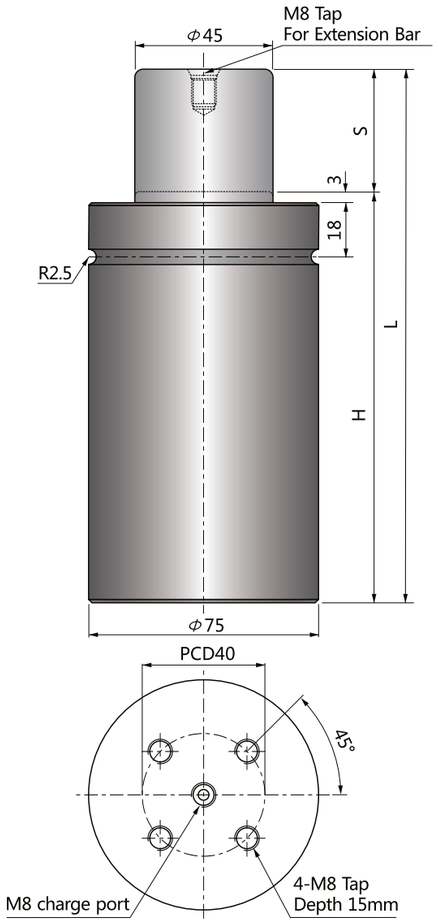

파워 실린더
Power Cylinders

N타입은 ISO11901(NC타입) 대비 스프링 능력이 30% 이상 강하며 높이도 10~15mm 낮아 금형 내 공간 활용성을 최적화하여 줍니다.
실린더 직경 19mm(초기하중:100kgf)부터 120mm(7500kgf)까지 공급됩니다.
배관연결은 NB타입을 적용하여 주십시오.

N Type optimizes the space applications in stamping tools thanks to 10~15mm lower height and more than 30% powerful spring force compared with ISO11901(NC type) gas springs.
The size starts from cylinder dia. 19mm(100kgf) to 120mm(7500kgf).
Select the NB type for hose connection.

코드 CODE	스트로크 S	H	L	FORCE(kgf) 초기하중 Fi	FORCE(kgf) 최대하중 Ff
N2500-10	10	105	115	2500	4000
N2500-15	15	110	125		
N2500-25	25	120	145		
N2500-40	40	135	175		
N2500-50	50	145	195		
N2500-65	65	160	225		
N2500-70	70	165	235		
N2500-80	80	175	255		
N2500-90	90	185	275		
N2500-100	100	200	300		
N2500-125	125	225	350		
N2500-160	160	265	425		
N2500-200	200	310	510		

주의 : BL/CBL, BM/CBM마운팅베이스만 배관연결 사용
Only BL/CBL, BM/CBM available Hose-connection

주문방법
Ordering

N2500-□□□-□□-QT□□

- 주문수량 Ordering Quantity
- 장착용베이스/Mounting Base
- 스트로크/Stroke
- 초기하중/Initial Force

예)N2500-050-BS-QT04

스트로크 구간별 스프링하중
Spring Force - Stroke Diagram

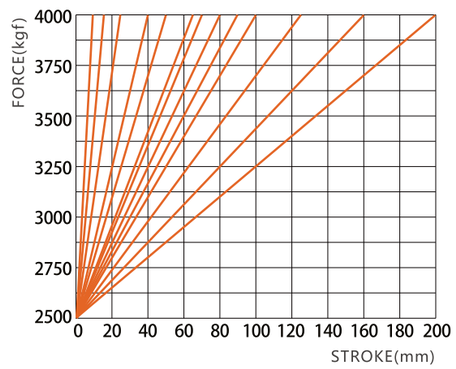

N2500 마운팅베이스(Mounting Bases)

BS-2500

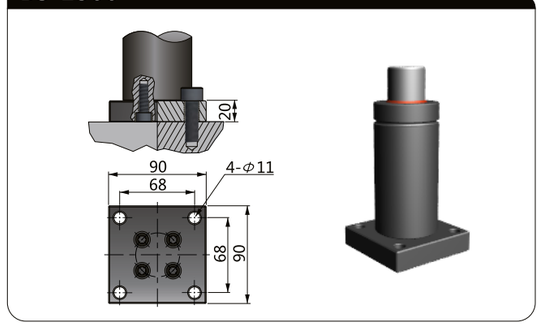

CBS-2500

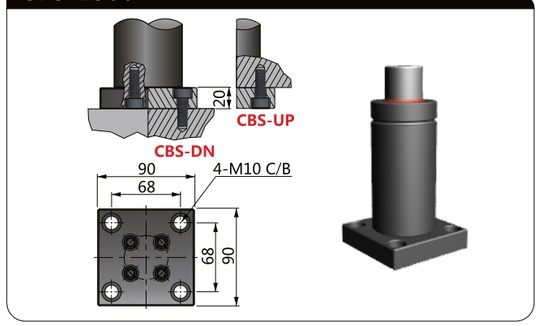

BL-2500

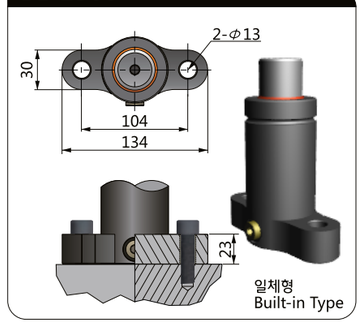

BM-2500

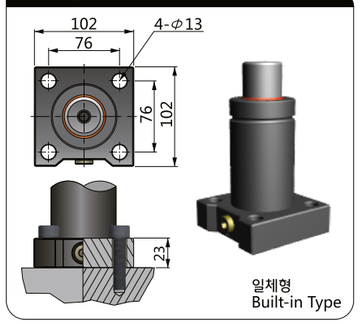

BC-2500

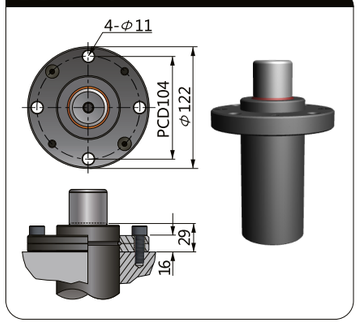

CBL-2500

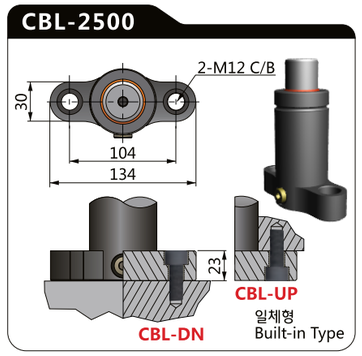

CBM-2500

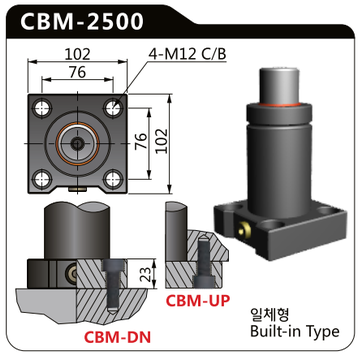

NF-2500

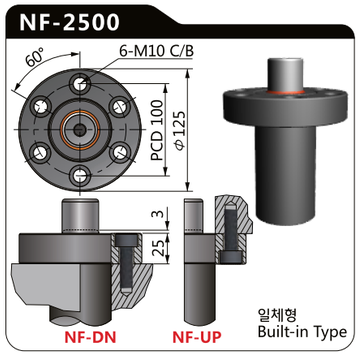

BF-BB-2500

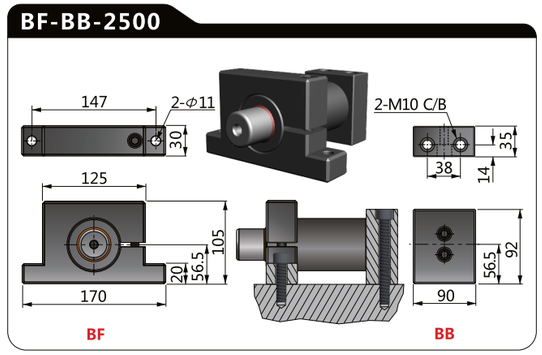

⚠주의 주문시 카운터보어 방향 DN/UP을 명기하여 주시기 바랍니다. 예)**N2500-050-CBS-DN-QT04**
Please notify the direction of Counter - Bore when ordering 「CBS/CBM/CBL/NF」

NB2500 NB Type

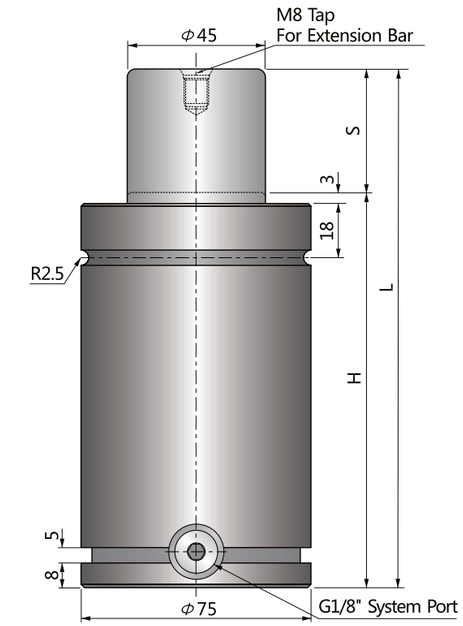

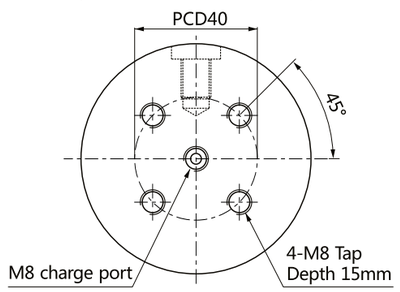

파워 실린더
Power Cylinders
Grooved Type

NB타입은 N타입과 동일하나, BH 분할형 마운트 장착과 배관이 용이하도록 실린더 하단에 그루브와 배관용 포트가 장착되어 있습니다.
실린더 직경 38mm(초기하중:500kgf)부터 120mm(7500kgf)까지 공급됩니다.
NB700부터 배관연결이 가능합니다.

NB type has the same characteristics as N type but has groove and side port for BH split type mount and hose connection.
The size starts from cylinder dia. 38mm(500kgf) to 120mm(7500kgf).
Hose connection is available from NB700.

코드 CODE	스트로크 S	H	L	FORCE(kgf) 초기하중 Fi	FORCE(kgf) 최대하중 Ff
NB2500-10	10	105	115	2500	4000
NB2500-15	15	110	125		
NB2500-25	25	120	145		
NB2500-40	40	135	175		
NB2500-50	50	145	195		
NB2500-65	65	160	225		
NB2500-70	70	165	235		
NB2500-80	80	175	255		
NB2500-90	90	185	275		
NB2500-100	100	200	300		
NB2500-125	125	225	350		
NB2500-160	160	265	425		
NB2500-200	200	310	510		

주의 : 배관연결형 사용가능
Available Hose-connection

주문방법
Ordering

NB2500-□□□-□□-QT□□

- 주문수량 Ordering Quantity
- 장착용베이스/Mounting Base
- 스트로크/Stroke
- 초기하중/Initial Force

예)NB2500-050-BS-QT04

스트로크 구간별 스프링하중
Spring Force - Stroke Diagram

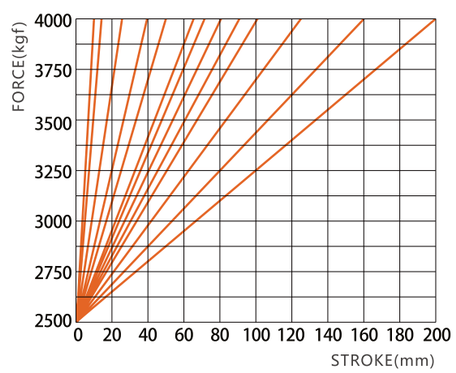

NB2500 마운팅베이스(Mounting Bases)

BH-2500

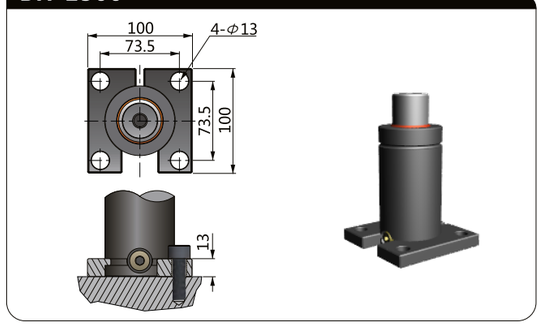

BS-2500

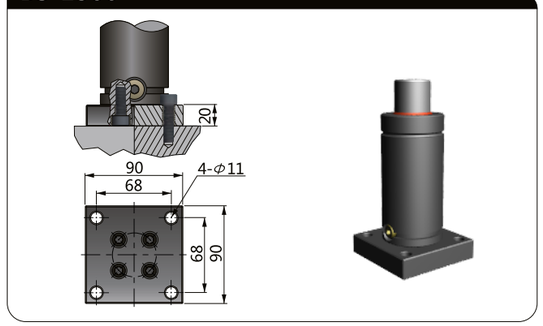

CBH-2500

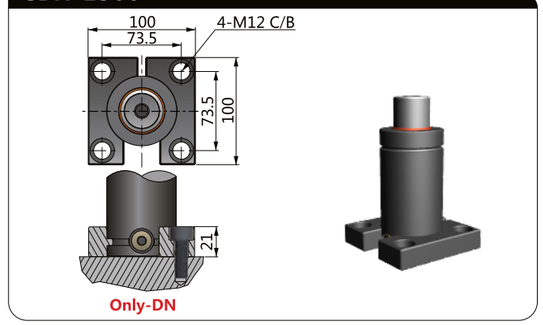

CBS-2500

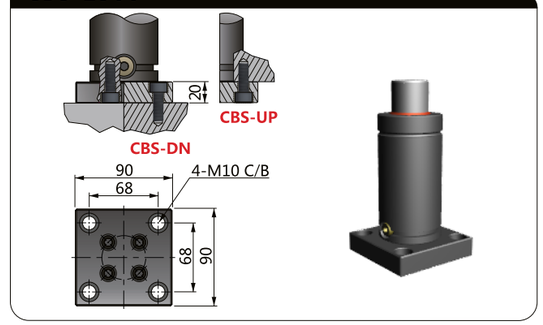

BC-2500

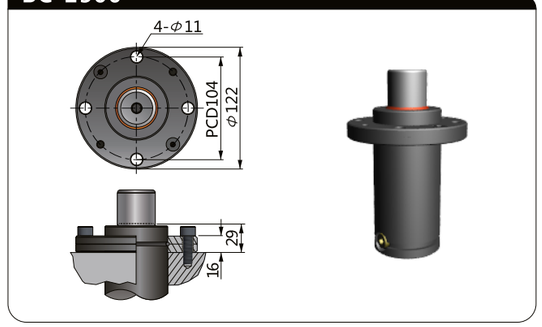

NF-2500

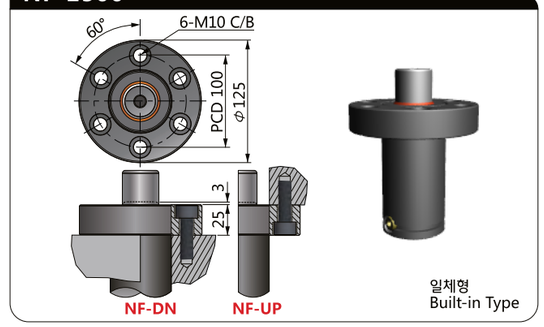

BF-BB-2500

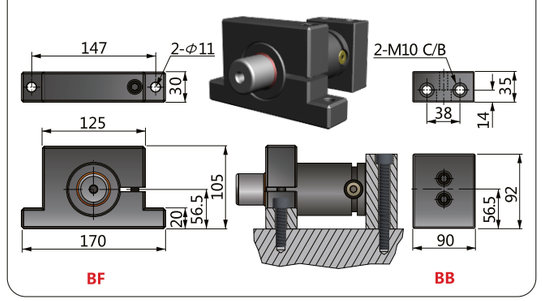

⚠주의 주문시 카운터보어 방향 DN/UP을 명기하여 주시기 바랍니다. 예)**NB2500-050-CBS-DN-QT04**
Please notify the direction of Counter - Bore when ordering 「**CBS/NF**」

NS2500 NS Type

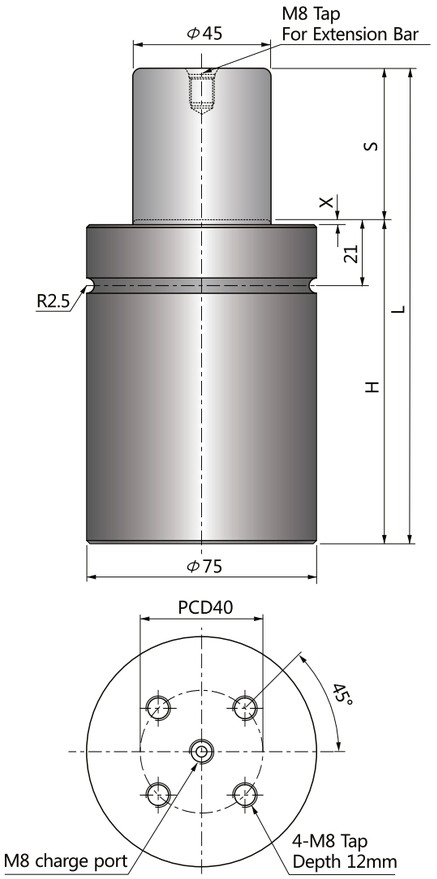

파워 콤팩트 실린더
Power Compact Cylinders

NS타입은 N타입 특성과 동일하나, 전체 높이가 낮아 금형 높이를 낮출 수 있습니다.
직경 19mm(100kgf)부터 120mm(7500kgf)까지 공급됩니다.
배관연결은 NSB타입을 적용하여 주십시오.

NS type has the same characteristics as N type but has shorter height to reduce the tooling height.
The size starts from cylinder dia. 19mm(100kgf) to 120mm(7500kgf).
Select the NSB type for hose connection.

코드 CODE	스트로크 S	H	L	X	FORCE(kgf) 초기하중 Fi	FORCE(kgf) 최대하중 Ff
NS2500-10	10	65	75	1	2500	4000
NS2500-15	15	70	85	1		
NS2500-25	25	80	105	1		
NS2500-40	40	95	135	1		
NS2500-50	50	105	155	1		
NS2500-65	65	120	185	1		
NS2500-70	70	125	195	1		
NS2500-80	80	135	215	1		
NS2500-90	90	145	235	1		
NS2500-100	100	155	255	1		
NS2500-125	125	200	325	3		
NS2500-160	160	250	410	3		
NS2500-200	200	300	500	3		

주의 : 배관연결형 사용불가
Not available Hose-connection

주문방법 Ordering

NS2500-□□□-□□-QT□□

- 주문수량 Ordering Quantity
- 장착용베이스/Mounting Base
- 스트로크/Stroke
- 초기하중/Initial Force

예)NS2500-050-BS-QT04

스트로크 구간별 스프링하중 Spring Force - Stroke Diagram

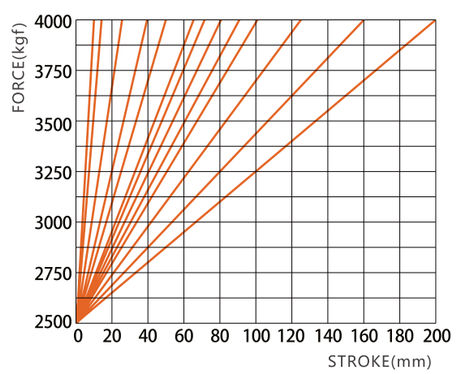

NS2500 마운팅베이스(Mounting Bases)

BS-2500

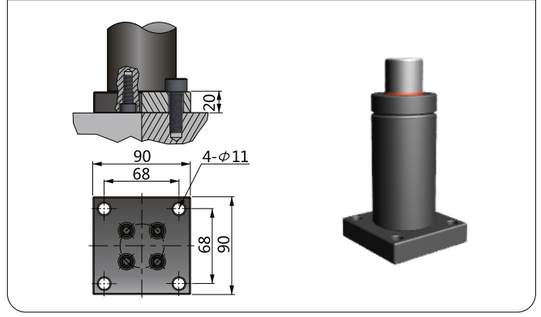

CBS-2500

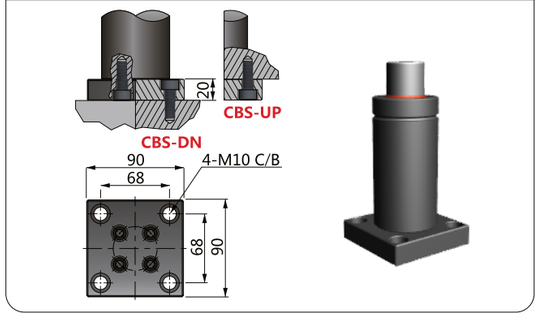

BC-2500

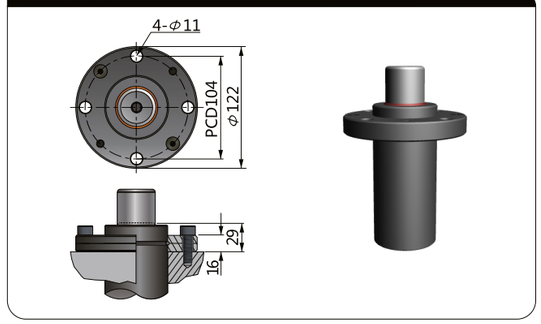

NF-2500

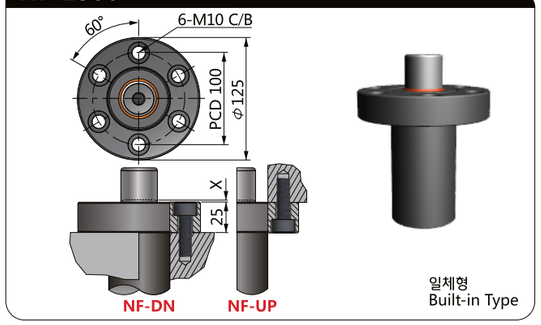

BF-BB-2500

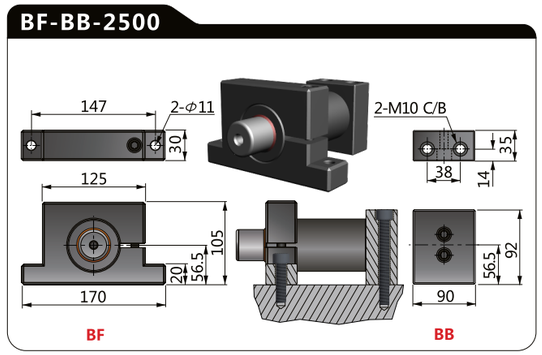

⚠ 주의 주문시 카운터보어 방향 DN/UP을 명기하여 주시기 바랍니다. 예)**NS2500-050-CBS-DN-QT04**
Please notify the direction of Counter - Bore when ordering 「**CBS/NF**」

NSB2500 NSB Type

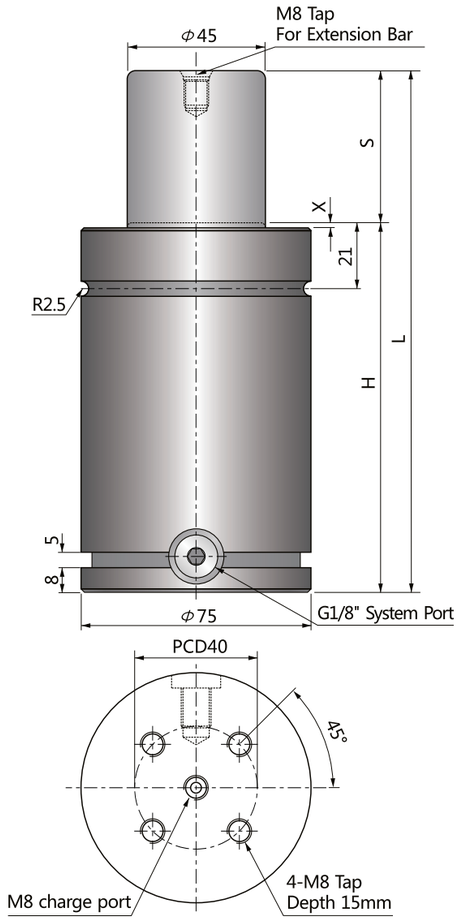

파워 콤팩트 실린더
Power Compact Cylinders
Grooved Type

NSB타입은 NS타입과 동일하나, BH 분할형 마운트 장착과 배관이 용이하도록 실린더 하단에 그루브와 배관용 포트가 장착되어 있으며 NS타입 대비 20mm가 높습니다.
실린더 직경 38mm(500kgf)부터 120mm(7500kgf)까지 공급됩니다.
NSB700부터 배관연결이 가능합니다.

NSB type has the same characteristics as NS type but has groove and side port for BH split type mount and hose connection.
20mm higher than NS type.
The size starts from cylinder dia. 38mm(1000kgf) to 120mm(7500kgf).
Hose connection is available from NSB700.

코드 CODE	스트로크 S	H	L	X	FORCE(kgf) 초기하중 Fi	FORCE(kgf) 최대하중 Ff
NSB2500-10	10	85	95	1	2500	4000
NSB2500-15	15	90	105	1		
NSB2500-25	25	100	125	1		
NSB2500-40	40	115	155	1		
NSB2500-50	50	125	175	1		
NSB2500-65	65	140	205	1		
NSB2500-70	70	145	215	1		
NSB2500-80	80	155	235	1		
NSB2500-90	90	165	255	1		
NSB2500-100	100	175	275	1		
NSB2500-125	125	220	345	3		
NSB2500-160	160	270	430	3		
NSB2500-200	200	320	520	3		

주의 : 배관연결형 사용가능
Available Hose-connection

주문방법
Ordering

NSB2500-□□□-□□-QT□□

- 주문수량 Ordering Quantity
- 장착용베이스/Mounting Base
- 스트로크/Stroke
- 초기하중/Initial Force

예)NSB2500-050-BS-QT04

스트로크 구간별 스프링하중
Spring Force - Stroke Diagram

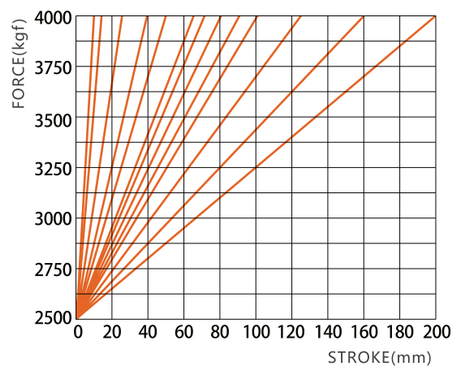

NSB2500 마운팅베이스(Mounting Bases)

BH-2500

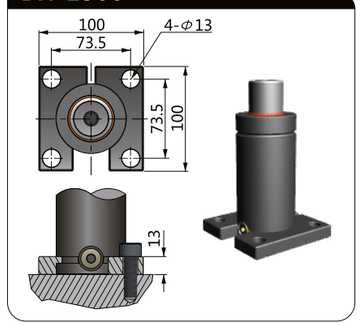

BS-2500

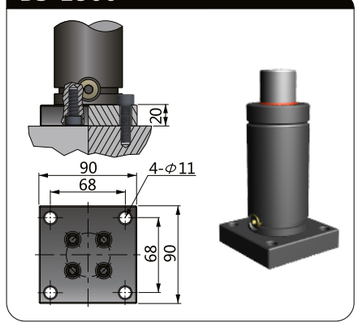

BL-2500

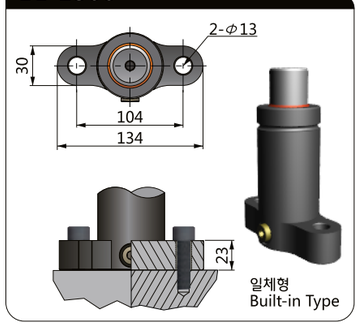

CBH-2500

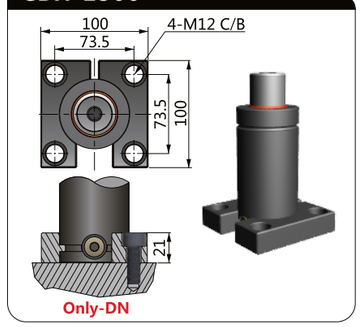

CBS-2500

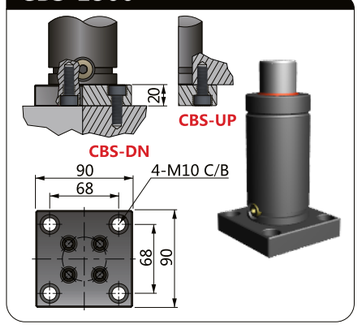

CBL-2500

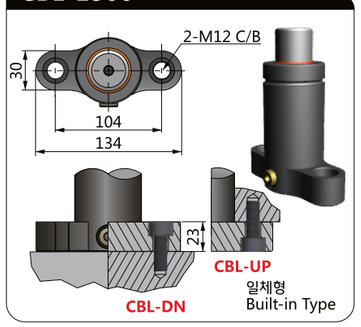

BM-2500

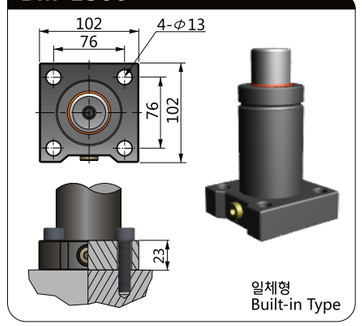

CBM-2500

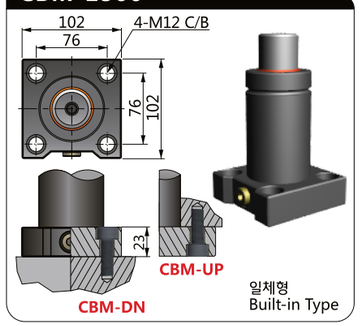

BC-2500

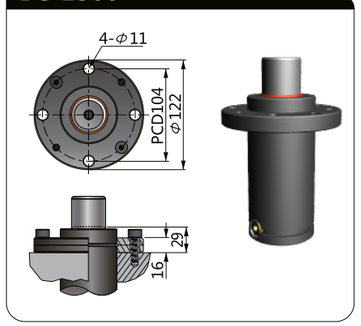

NF-2500

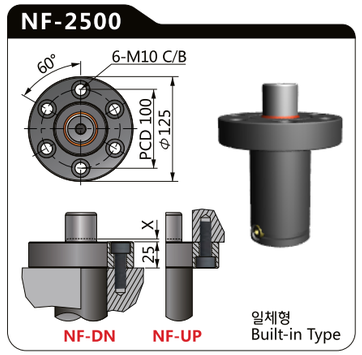

BF-BB-2500

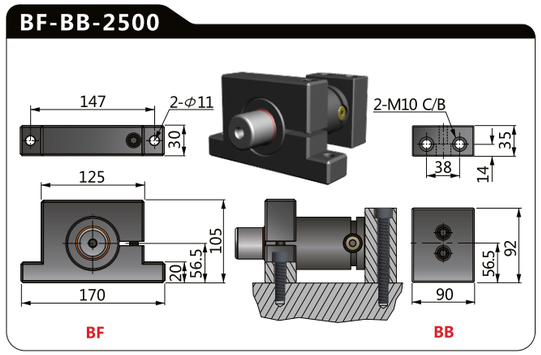

⚠주의 주문시 카운터보어 방향 DN/UP을 명기하여 주시기 바랍니다. 예)**NSB2500-050-CBS-DN-QT04**
Please notify the direction of Counter - Bore when ordering 「CBS/CBM/CBL/NF」

NSC2500 NSC Type

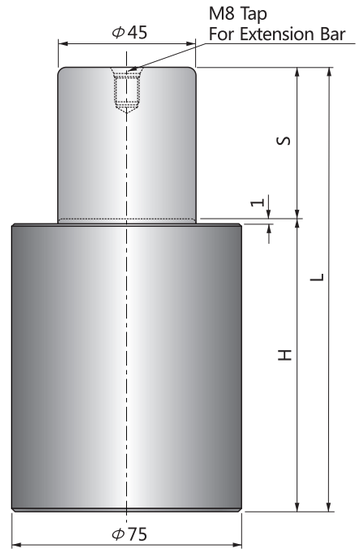

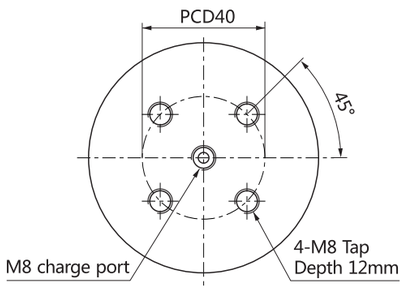

파워 콤팩트 실린더
Power Compact Cylinders

NSC타입은 NS타입 특성과 동일하나, 더 작은 사이즈 제품으로 금형 높이를 더욱 최소화할 수 있습니다.
실린더 직경 19mm(100kgf)부터 120mm(7500kgf)까지 공급됩니다.

NSC type has the same characteristics as NS type but very suitable to minimize the tooling height due to the shorter height compared with NS type.
The size starts from cylinder dia. 19mm(100kgf) to 120mm(7500kgf).

코드 CODE	스트로크 S	H	L	FORCE(kgf) 초기하중 Fi	FORCE(kgf) 최대하중 Ff
NSC2500-10	10	55	65	2500	4000
NSC2500-15	15	60	75		
NSC2500-25	25	70	95		
NSC2500-40	40	85	125		
NSC2500-50	50	95	145		
NSC2500-65	65	110	175		
NSC2500-70	70	115	185		
NSC2500-80	80	125	205		
NSC2500-90	90	135	225		
NSC2500-100	100	145	245		

주의 : 배관연결형 사용불가
Not available Hose-connection

주문방법 Ordering

NSC2500-□□□-□□-QT□□

- 주문수량 Ordering Quantity
- 장착용베이스/Mounting Base
- 스트로크/Stroke
- 초기하중/Initial Force

예)NSC2500-050-BS-QT04

스트로크 구간별 스프링하중 Spring Force - Stroke Diagram

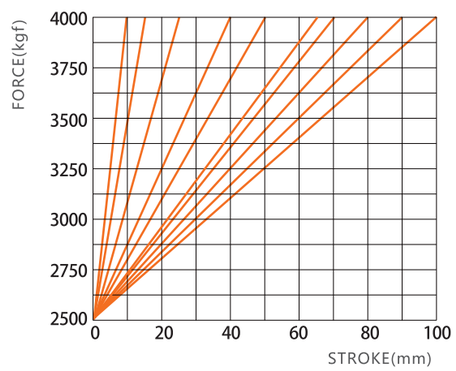

NSC2500 마운팅베이스(Mounting Bases)

BS-2500

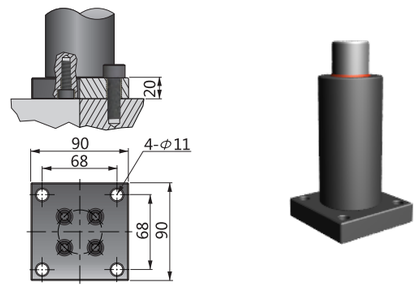

CBS-2500

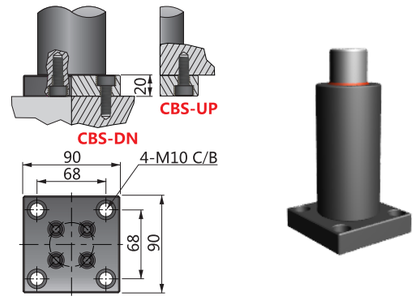

NF-2500

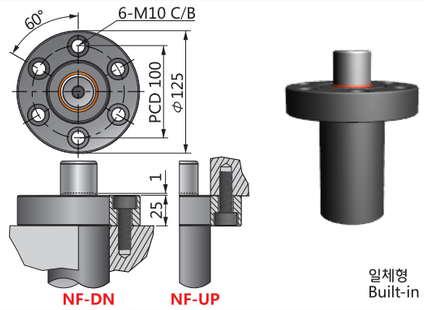

BF-BB-2500

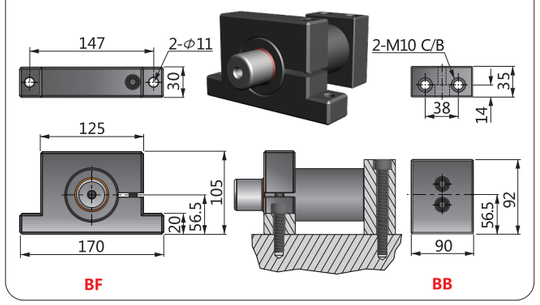

⚠주의 주문시 카운터보어 방향 DN/UP을 명기하여 주시기 바랍니다. 예)**NSC2500-050-CBS-DN-QT04**
Please notify the direction of Counter - Bore when ordering「**CBS/NF**」

NC3000 NC Type

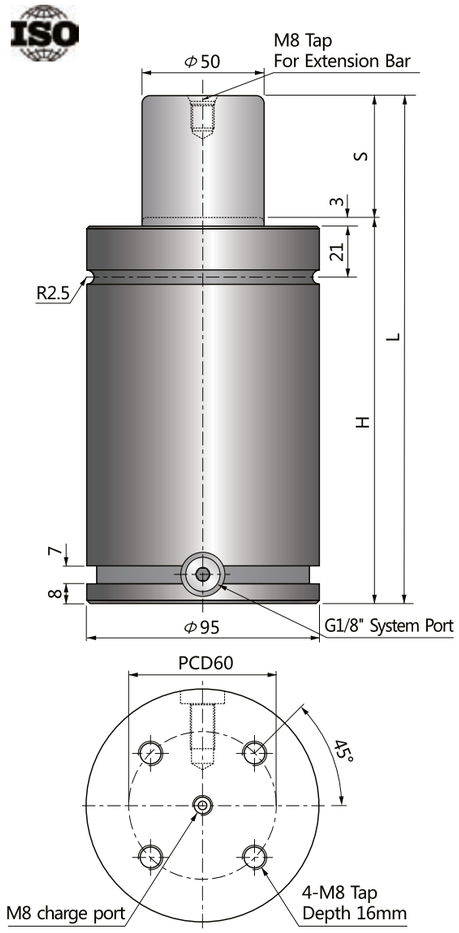

ISO11901 스탠다드 실린더

ISO11901 Standard Cylinders

NC타입은 ISO11901 표준규격을 채택하여 호환성이 우수합니다.
직경 38mm(250kgf)부터 195mm(10000kgf)까지 공급되며,
NC500 부터 배관연결이 가능합니다.

NC type corresponds to ISO11901 standard and keep the compatibility.
The size starts from cylinder dia. 38mm(250kgf) to 195mm(10000kgf).
Hose connection is available from NC500.

코드 CODE	스트로크 S	H	L	FORCE(kgf) 초기하중 Fi	FORCE(kgf) 최대하중 Ff
NC3000-25	25	145	170	3000	4800
NC3000-38	38.1	158.1	196.2		
NC3000-40	40	160	200		
NC3000-50	50	170	220		
NC3000-63	63	184	247		
NC3000-65	65	185	250		
NC3000-70	70	190	260		
NC3000-80	80	200	280		
NC3000-90	90	210	300		
NC3000-100	100	220	320		
NC3000-125	125	245	370		
NC3000-160	160	280	440		
NC3000-200	200	320	520		
NC3000-250	250	370	620		
NC3000-300	300	420	720		

주의 : 배관연결형 사용가능
Available Hose-connection

주문방법 Ordering

NC3000-□□□-□□-QT□□

- 주문수량 Ordering Quantity
- 장착용베이스/Mounting Base
- 스트로크/Stroke
- 초기하중/Initial Force

예)NC3000-050-BS-QT04

스트로크 구간별 스프링하중 Spring Force - Stroke Diagram

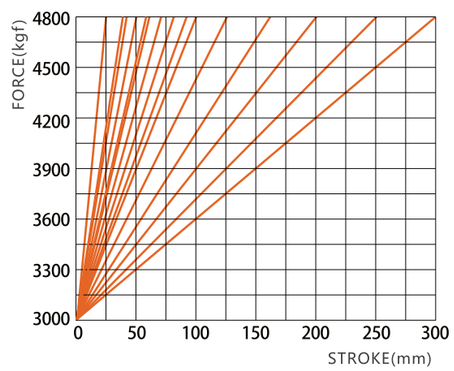

NC3000 마운팅베이스(Mounting Bases)

BH-3000NC

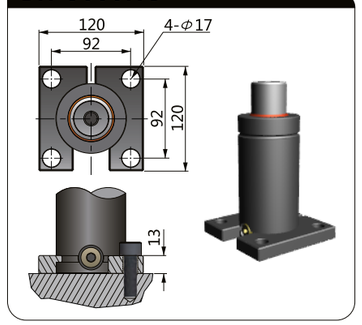

BS-3000NC

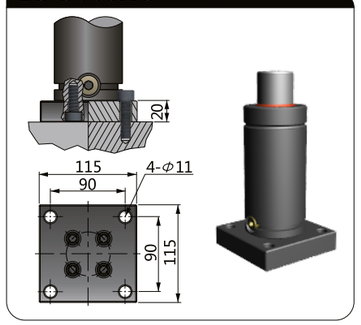

BL-3000NC

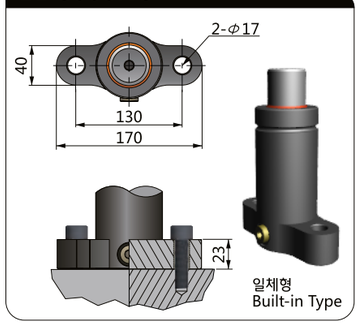

CBH-3000NC

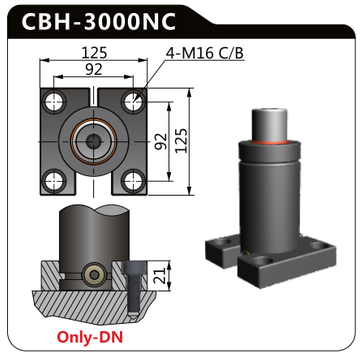

CBS-3000NC

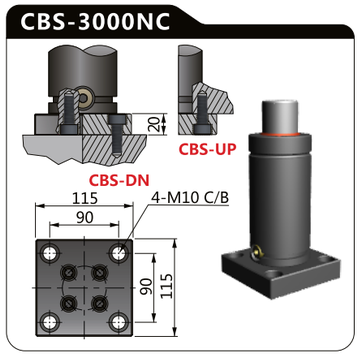

CBL-3000NC

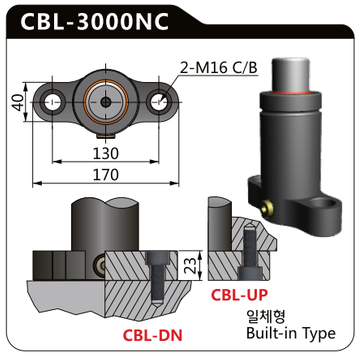

BM-3000NC

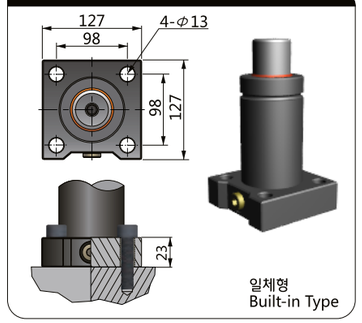

CBM-3000NC

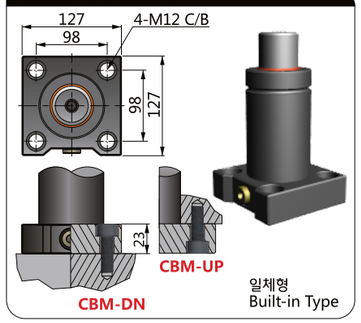

BC-3000NC

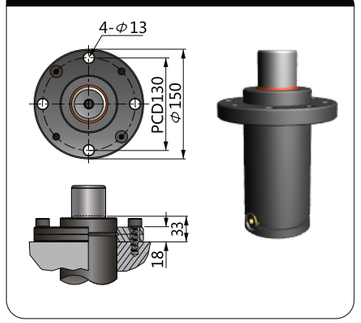

NF-3000NC

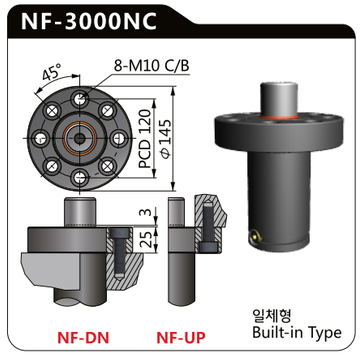

BF-BB-3000NC

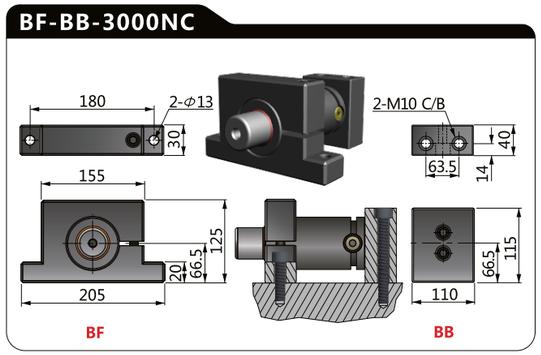

⚠주의 주문시 카운터보어 방향 DN/UP을 명기하여 주시기 바랍니다. 예)**NC3000-050-CBS-DN-QT04**
Please notify the direction of Counter - Bore when ordering 「CBS/CBM/CBL/NF」

3000 Series

NP3000 NP Type

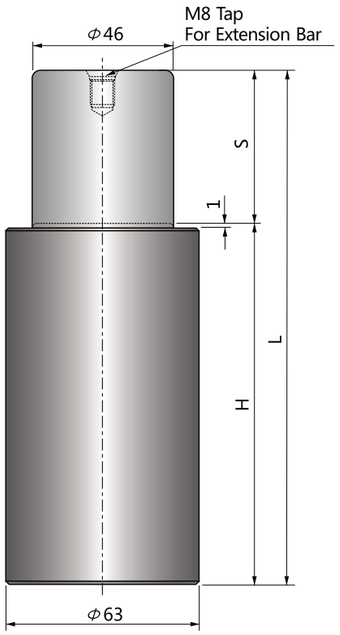

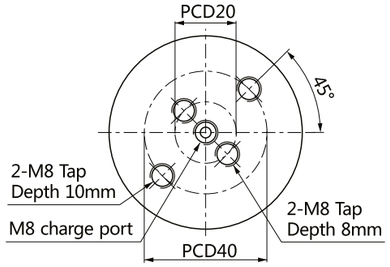

슈퍼 파워 실린더
Super Power Cylinders

NP타입은 N타입 대비 2배, NC(ISO11901)타입 대비 3배 이상의 스프링 능력을 보유하여 금형 내 공간 활용성을 극대화하여 줍니다.
실린더 직경 25mm(400kgf)부터 120mm(10000kgf)까지 공급됩니다.
배관연결은 NPS타입을 적용하여 주십시오.

NP type maximizes the space applications in stamping tools thanks to double and more than 3 times stronger power compared with N type and NC ISO11901 type.
The size starts from cylinder dia. 25mm(400kgf) to 120mm(10000kgf).
Select the NPS type for hose connection.

코드 CODE	스트로크 S	H	L	FORCE(kgf)	
				초기하중 Fi	최대하중 Ff
NP3000-10	10	75	85	3000	4800
NP3000-15	15	85	100		
NP3000-25	25	105	130		
NP3000-50	50	155	205		

주의 : 배관연결형 사용불가
Not available Hose-connection

주문방법
Ordering

NP3000-□□□-□□-QT□□

- 주문수량 Ordering Quantity
- 장착용베이스/Mounting Base
- 스트로크/Stroke
- 초기하중/Initial Force

예)NP3000-050-BS-QT04

스트로크 구간별 스프링하중
Spring Force - Stroke Diagram

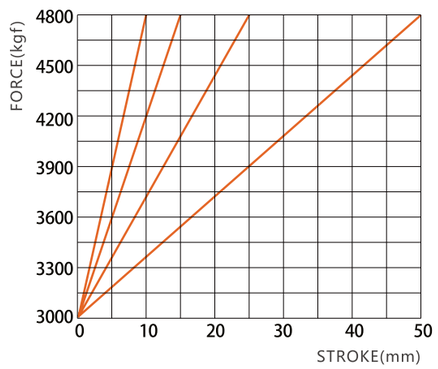

NP3000 마운팅베이스(Mounting Bases)

BS-3000NP

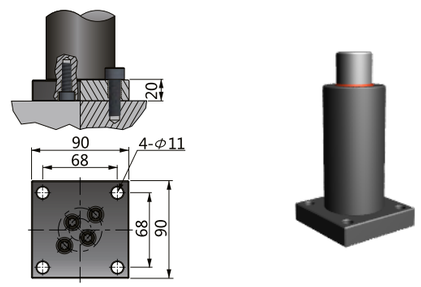

CBS-3000NP

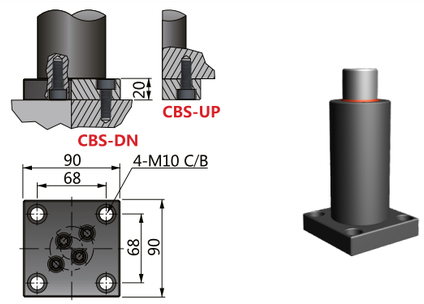

주의 주문시 카운터보어 방향 DN/UP을 명기하여 주시기 바랍니다. 예)**NP3000-050-CBS-DN-QT04**
Please notify the direction of Counter - Bore when ordering「**CBS**」

3000 Series

NPS3000 NPS Type

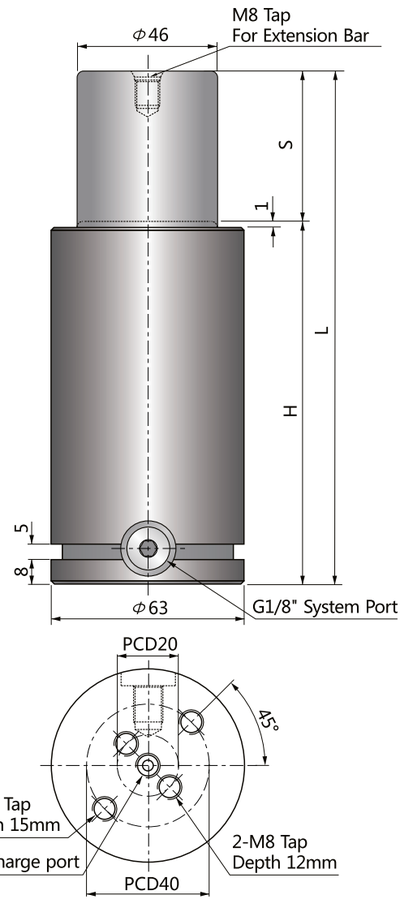

슈퍼 파워 실린더
Super Power Cylinders
Grooved Type

NPS타입은 NP타입과 동일하나, 마운팅 장착과 배관이 용이하도록 실린더 하단에 그루브와 배관용 포트가 장착되어 있으며 NP타입 대비 20mm 높습니다.
실린더 직경 50mm(2000kgf)부터 95mm(7000kgf)까지 공급됩니다.
전 규격 배관이 가능합니다.

NPS type has same characteristics as NP type but has groove and side port for BH split type mount and hose connection.
20mm higher than NP type.
The size starts from cylinder dia. 50mm(2000kgf)to 95mm(7500kgf). All NPS type is available for hose connection.

코드 CODE	스트로크 S	H	L	FORCE(kgf)	
				초기하중 Fi	최대하중 Ff
NPS3000-10	10	95	105	3000	4800
NPS3000-15	15	105	120		
NPS3000-25	25	125	150		
NPS3000-50	50	175	225		

주의 : 배관연결형 사용가능
Available Hose-connection

주문방법
Ordering

NPS3000-□□□-□□-QT□□

- 주문수량 Ordering Quantity
- 장착용베이스/Mounting Base
- 스트로크/Stroke
- 초기하중/Initial Force

예)NPS3000-050-BS-QT04

스트로크 구간별 스프링하중
Spring Force - Stroke Diagram

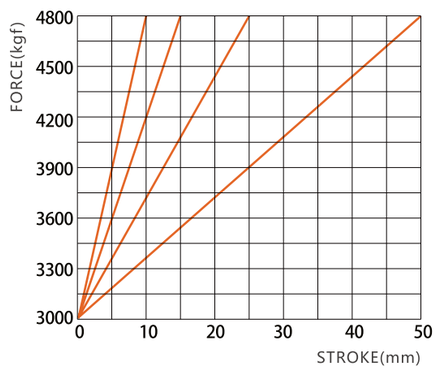

NPS3000 마운팅베이스(Mounting Bases)

BH-3000NPS

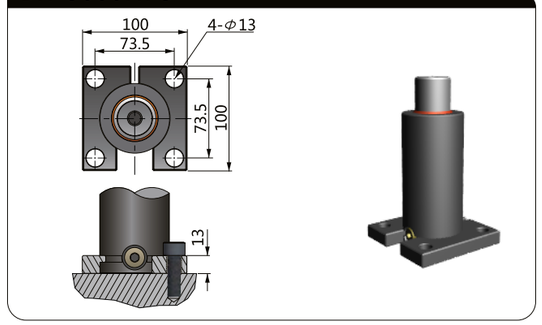

BS-3000NPS

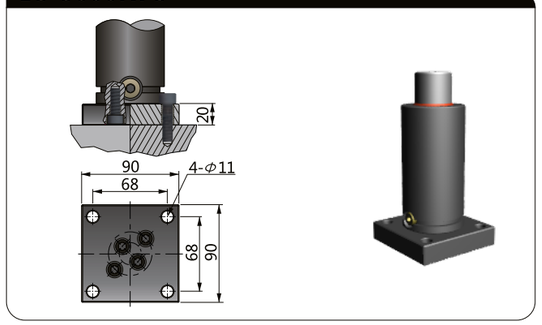

CBH-3000NPS

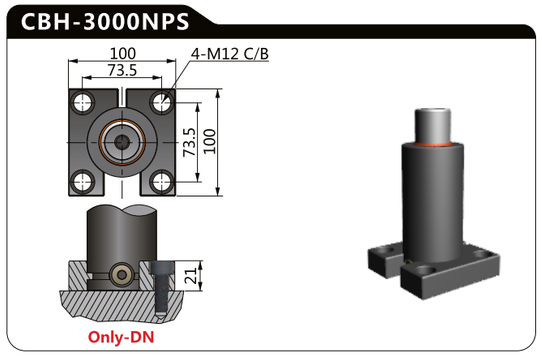

CBS-3000NPS

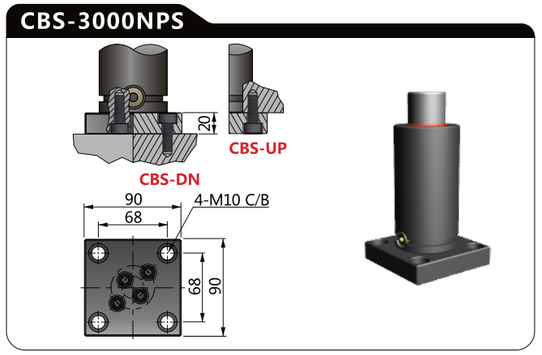

BL-3000NPS

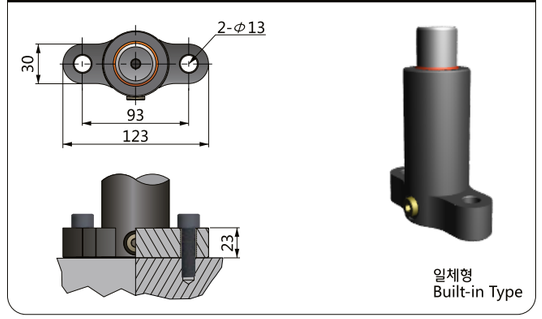

BM-3000NPS

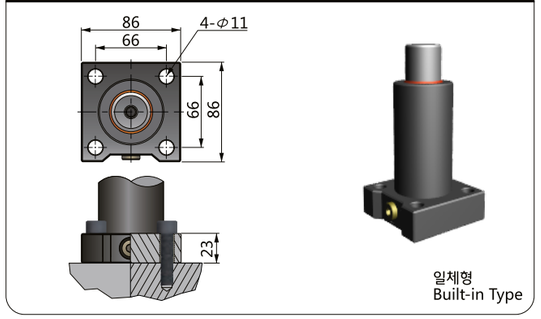

CBL-3000NPS

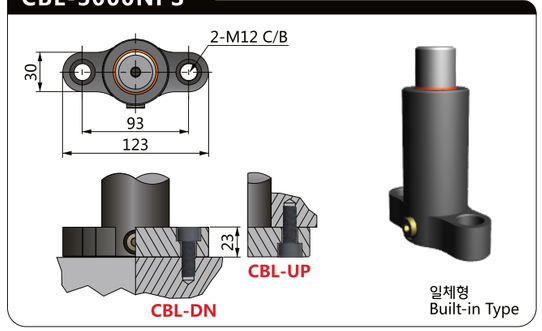

CBM-3000NPS

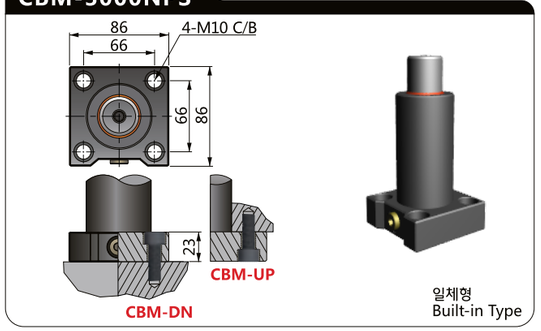

⚠주의 주문시 카운터보어 방향 DN/UP을 명기하여 주시기 바랍니다. 예)**NPS3000-050-CBS-DN-QT04**
Please notify the direction of Counter - Bore when ordering 「**CBS/CBM/CBL**」

3000 Series

N4000 N Type

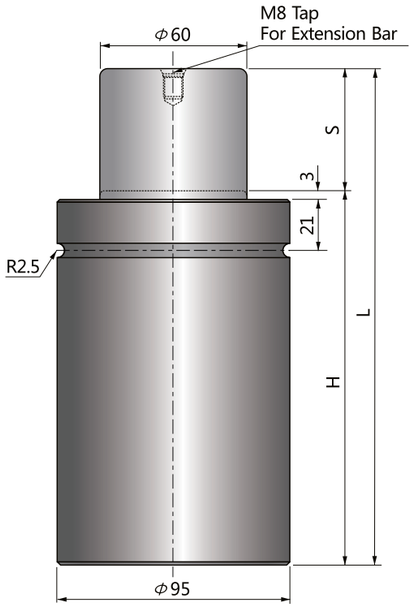

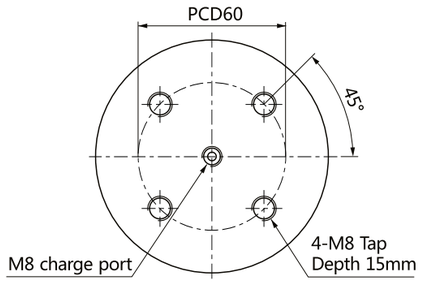

파워 실린더
Power Cylinders

N타입은 ISO11901(NC타입) 대비 스프링 능력이 30% 이상 강하며 높이도 10~15mm 낮아 금형 내 공간 활용성을 최적화하여 줍니다.
실린더 직경 19mm(초기하중:100kgf)부터 120mm(7500kgf)까지 공급됩니다.
배관연결은 NB타입을 적용하여 주십시오.

N Type optimizes the space applications in stamping tools thanks to 10~15mm lower height and more than 30% powerful spring force compared with ISO11901(NC type) gas springs.
The size starts from cylinder dia. 19mm(100kgf) to 120mm(7500kgf).
Select the NB type for hose connection.

코드 CODE	스트로크 S	H	L	FORCE(kgf) 초기하중 Fi	FORCE(kgf) 최대하중 Ff
N4000-25	25	130	155	4000	6400
N4000-40	40	145	185		
N4000-50	50	155	205		
N4000-65	65	170	235		
N4000-70	70	175	245		
N4000-80	80	190	270		
N4000-90	90	200	290		
N4000-100	100	210	310		
N4000-125	125	245	370		
N4000-160	160	280	440		
N4000-200	200	330	530		

주의 : BL/CBL, BM/CBM마운팅베이스만 배관연결 사용
Only BL/CBL, BM/CBM available Hose-connection

주문방법
Ordering

N4000-□□□-□□-QT□□

- 주문수량 Ordering Quantity
- 장착용베이스/Mounting Base
- 스트로크/Stroke
- 초기하중/Initial Force

예)N4000-050-BS-QT04

스트로크 구간별 스프링하중
Spring Force - Stroke Diagram

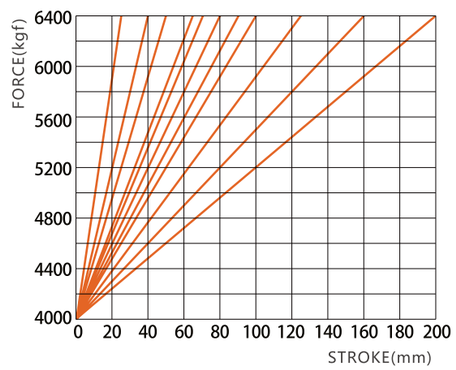

N4000 마운팅베이스(Mounting Bases)

BS-4000

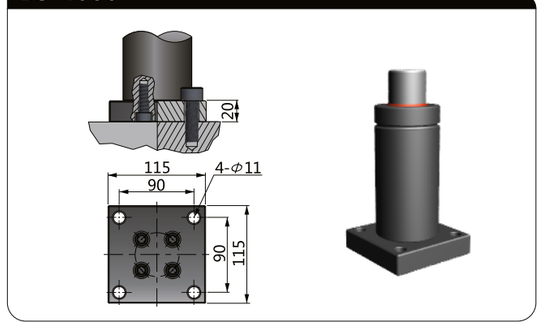

CBS-4000

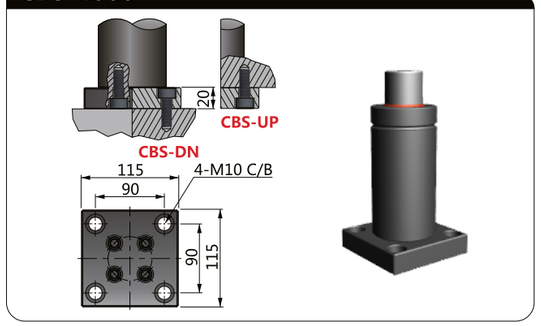

BL-4000

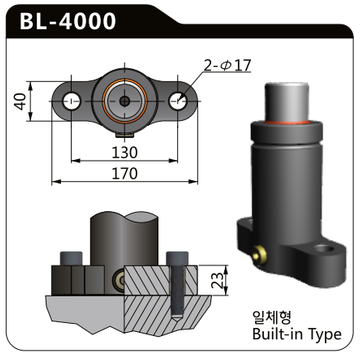

BM-4000

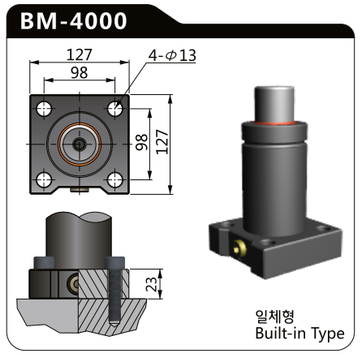

BC-4000

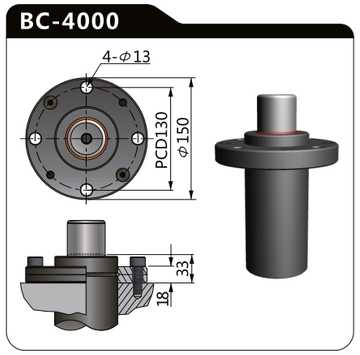

CBL-4000

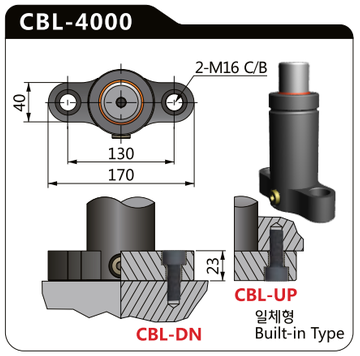

CBM-4000

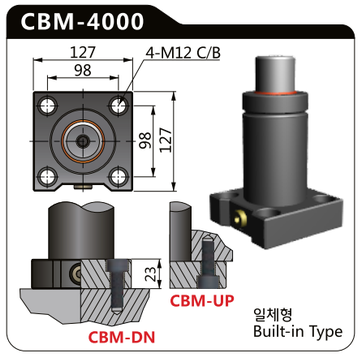

NF-4000

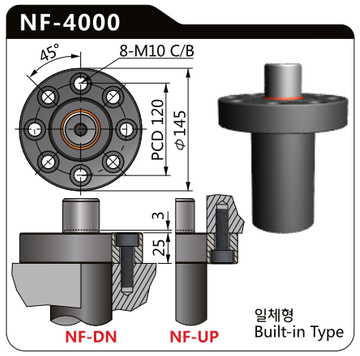

BF-BB-4000

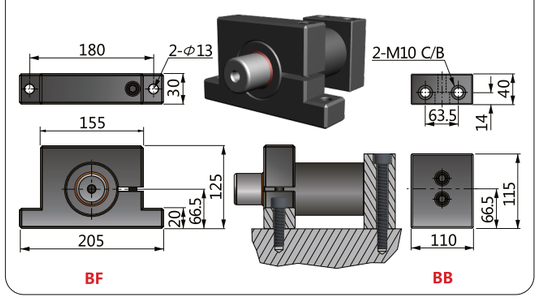

⚠주의 주문시 카운터보어 방향 DN/UP을 명기하여 주시기 바랍니다. 예)N4000-050-CBS-DN-QT04
Please notify the direction of Counter - Bore when ordering 「CBS/CBM/CBL/NF」

4000~4200 Series

NB4000 NB Type

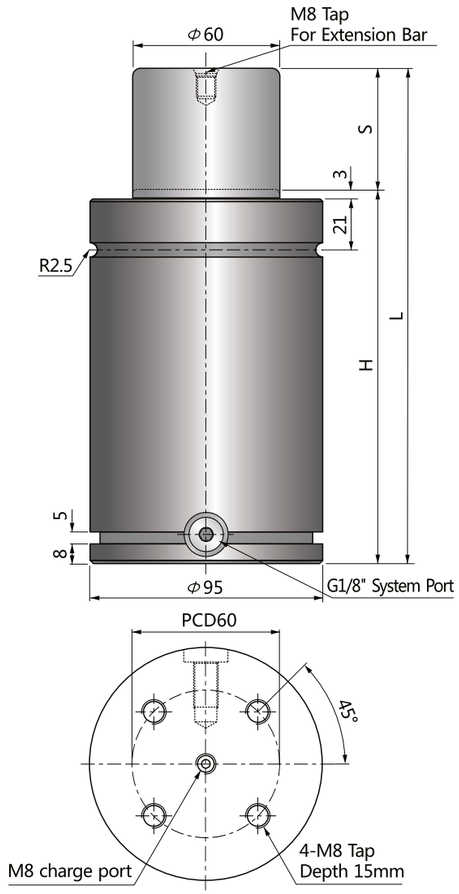

파워 실린더
Power Cylinders
Grooved Type

NB타입은 N타입과 동일하나, BH 분할형 마운트 장착과 배관이 용이하도록 실린더 하단에 그루브와 배관용 포트가 장착되어 있습니다.
실린더 직경 38mm(초기하중:500kgf)부터 120mm(7500kgf)까지 공급됩니다.
NB700부터 배관연결이 가능합니다.

NB type has the same characteristics as N type but has groove and side port for BH split type mount and hose connection.
The size starts from cylinder dia. 38mm(500kgf) to 120mm(7500kgf).
Hose connection is available from NB700.

코드 CODE	스트로크 S	H	L	FORCE(kgf) 초기하중 Fi	FORCE(kgf) 최대하중 Ff
NB4000-25	25	130	155	4000	6400
NB4000-40	40	145	185		
NB4000-50	50	155	205		
NB4000-65	65	170	235		
NB4000-70	70	175	245		
NB4000-80	80	190	270		
NB4000-90	90	200	290		
NB4000-100	100	210	310		
NB4000-125	125	245	370		
NB4000-160	160	280	440		
NB4000-200	200	330	530		

주의 : 배관연결형 사용가능
Available Hose-connection

주문방법
Ordering

NB4000-□□□-□□-QT□□

- 주문수량 Ordering Quantity
- 장착용베이스/Mounting Base
- 스트로크/Stroke
- 초기하중/Initial Force

예)NB4000-050-BS-QT04

스트로크 구간별 스프링하중
Spring Force - Stroke Diagram

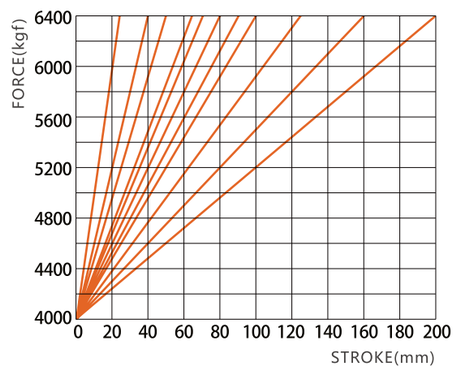

NB4000 마운팅베이스(Mounting Bases)

BH-4000

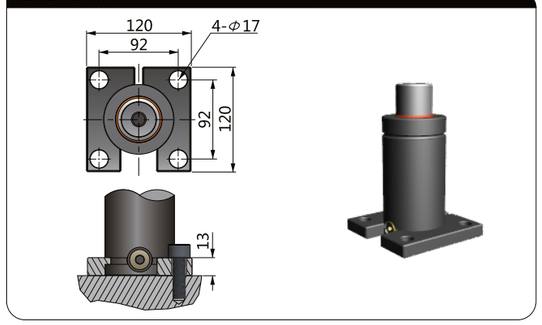

BS-4000

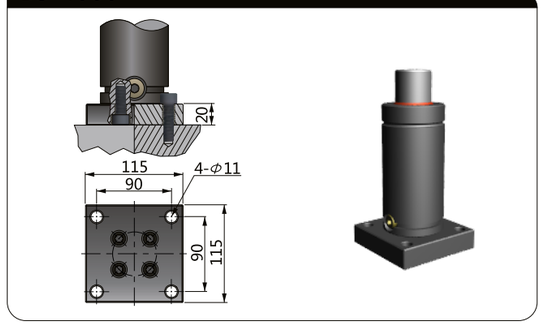

CBH-4000

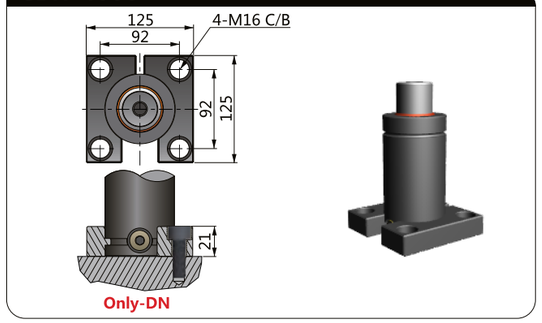

CBS-4000

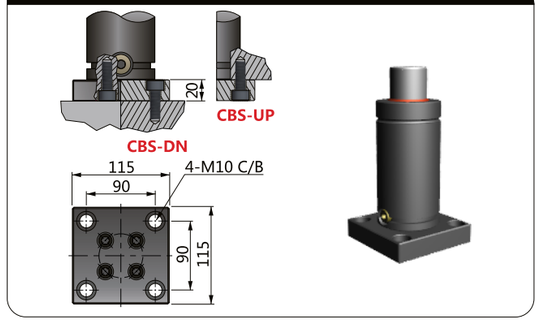

BC-4000

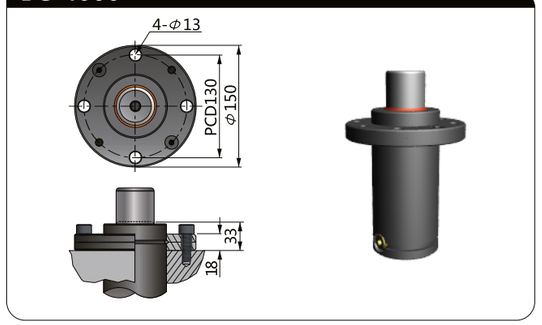

NF-4000

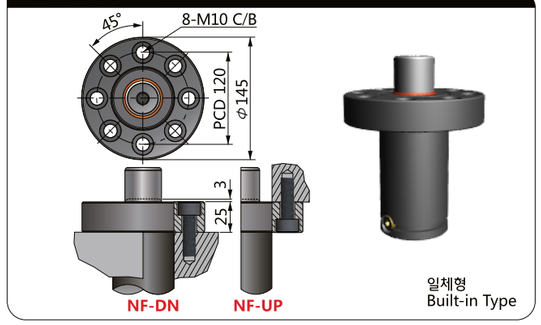

BF-BB-4000

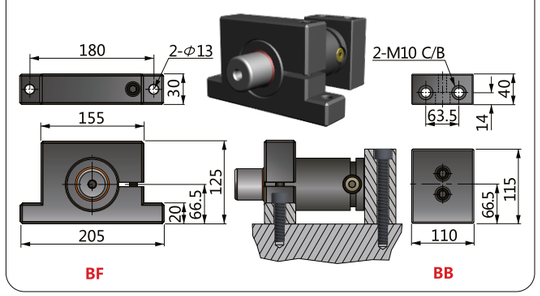

⚠주의 주문시 카운터보어 방향 DN/UP을 명기하여 주시기 바랍니다. 예)**NB4000-050-CBS-DN-QT04**
Please notify the direction of Counter - Bore when ordering「**CBS/NF**」

NS4000 NS Type

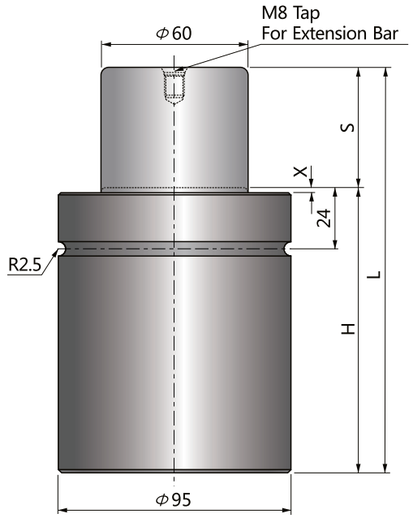

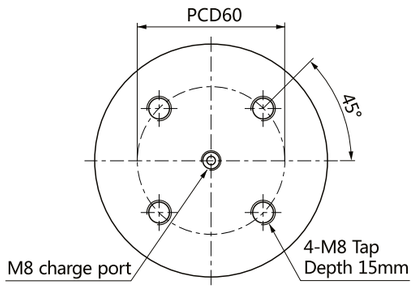

파워 콤팩트 실린더
Power Compact Cylinders

NS타입은 N타입 특성과 동일하나, 전체 높이가 낮아 금형 높이를 낮출 수 있습니다.
직경 19mm(100kgf)부터 120mm(7500kgf)까지 공급됩니다.
배관연결은 NSB타입을 적용하여 주십시오.

NS type has the same characteristics as N type but has shorter height to reduce the tooling height.
The size starts from cylinder dia. 19mm(100kgf) to 120mm(7500kgf).
Select the NSB type for hose connection.

코드 CODE	스트로크 S	H	L	X	FORCE(kgf) 초기하중 Fi	FORCE(kgf) 최대하중 Ff
NS4000-25	25	90	115	1	4000	6400
NS4000-40	40	105	145	1		
NS4000-50	50	115	165	1		
NS4000-65	65	130	195	1		
NS4000-70	70	135	205	1		
NS4000-80	80	155	235	1		
NS4000-90	90	165	255	1		
NS4000-100	100	185	285	3		
NS4000-125	125	220	345	3		
NS4000-160	160	260	420	3		
NS4000-200	200	310	510	3		

주의 : 배관연결형 사용불가
Not available Hose-connection

주문방법
Ordering

NS4000-□□□-□□-QT□□

- 주문수량 Ordering Quantity
- 장착용베이스/Mounting Base
- 스트로크/Stroke
- 초기하중/Initial Force

예)NS4000-050-BS-QT04

스트로크 구간별 스프링하중
Spring Force - Stroke Diagram

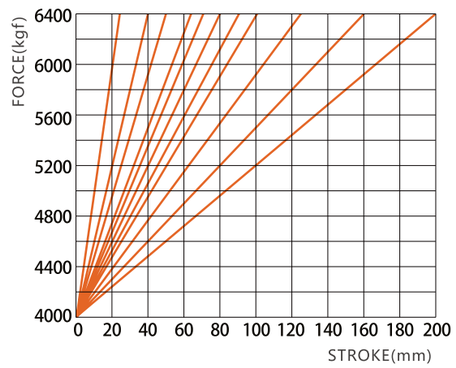

NS4000 마운팅베이스(Mounting Bases)

BS-4000

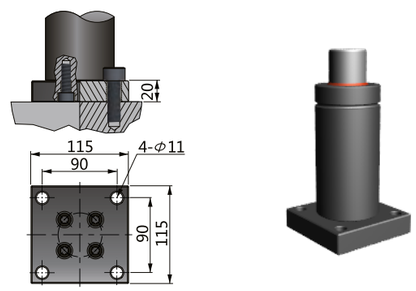

CBS-4000

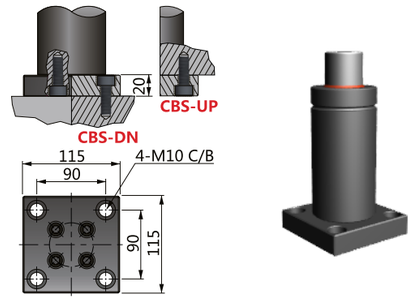

BC-4000

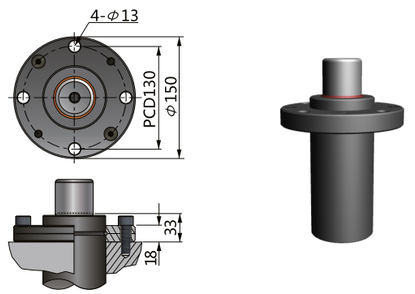

NF-4000

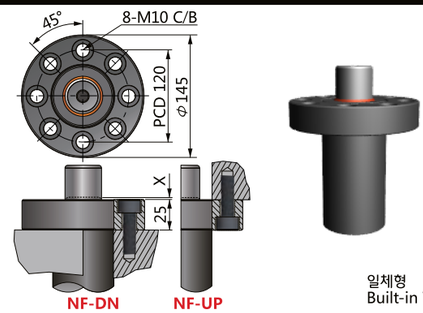

BF-BB-4000

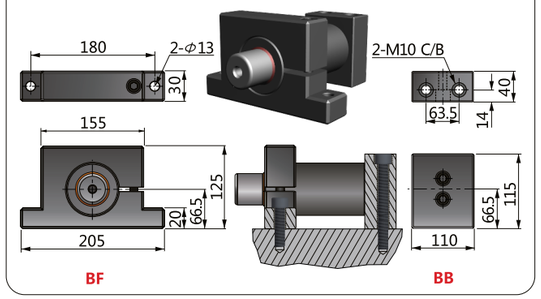

⚠주의 주문시 카운터보어 방향 DN/UP을 명기하여 주시기 바랍니다. 예)**NS4000-050-CBS-DN-QT04**
Please notify the direction of Counter - Bore when ordering 「**CBS/NF**」

NSB4000 NSB Type

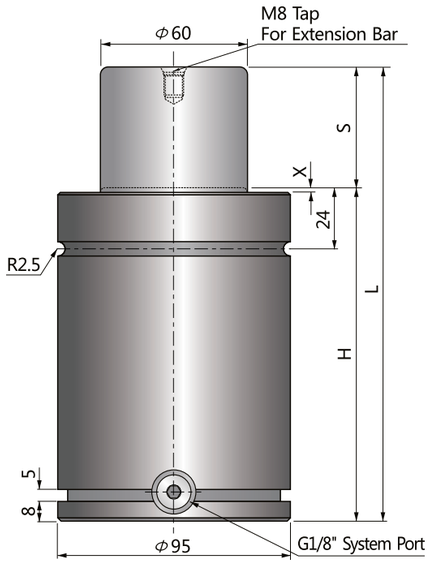

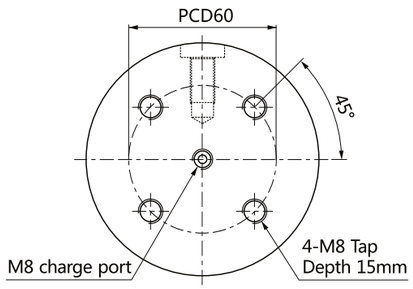

파워 콤팩트 실린더
Power Compact Cylinders
Grooved Type

NSB타입은 NS타입과 동일하나, BH 분할형 마운트 장착과 배관이 용이하도록 실린더 하단에 그루브와 배관용 포트가 장착되어 있으며 NS타입 대비 20mm가 높습니다.
실린더 직경 38mm(500kgf)부터 120mm(7500kgf)까지 공급됩니다.
NSB700부터 배관연결이 가능합니다.

NSB type has the same characteristics as NS type but has groove and side port for BH split type mount and hose connection.
20mm higher than NS type.
The size starts from cylinder dia. 38mm(1000kgf) to 120mm(7500kgf).
Hose connection is available from NSB700.

코드 CODE	스트로크 S	H	L	X	FORCE(kgf) 초기하중 Fi	FORCE(kgf) 최대하중 Ff
NSB4000-25	25	110	135	1	4000	6400
NSB4000-40	40	125	165	1		
NSB4000-50	50	135	185	1		
NSB4000-65	65	150	215	1		
NSB4000-70	70	155	225	1		
NSB4000-80	80	175	255	1		
NSB4000-90	90	185	275	1		
NSB4000-100	100	205	305	3		
NSB4000-125	125	240	365	3		
NSB4000-160	160	280	440	3		
NSB4000-200	200	330	530	3		

주의 : 배관연결형 사용가능
Available Hose-connection

주문방법
Ordering

NSB4000-□□□-□□-QT□□

- 주문수량 Ordering Quantity
- 장착용베이스/Mounting Base
- 스트로크/Stroke
- 초기하중/Initial Force

예)NSB4000-050-BS-QT04

스트로크 구간별 스프링하중
Spring Force - Stroke Diagram

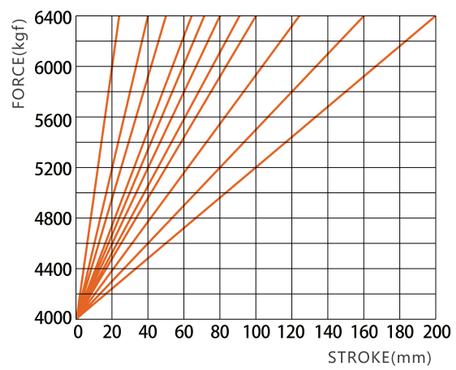

NSB4000 마운팅베이스(Mounting Bases)

BH-4000

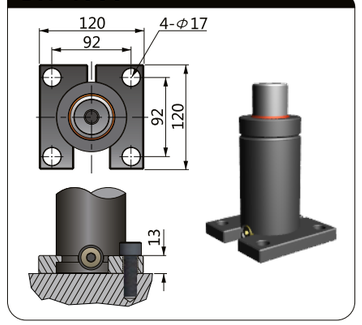

BS-4000

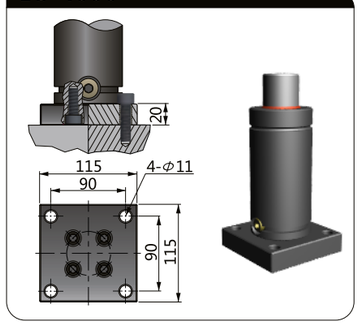

BL-4000

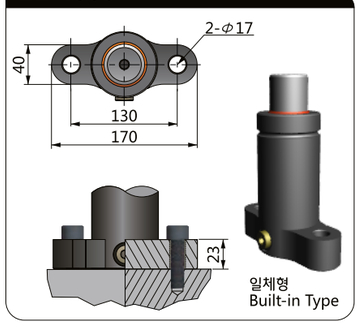

CBH-4000

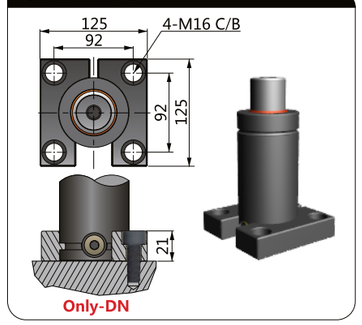

CBS-4000

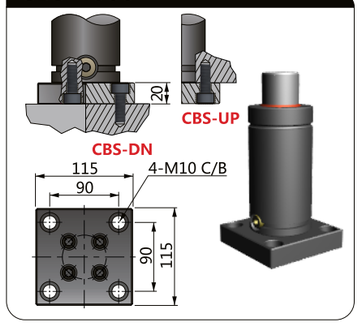

CBL-4000

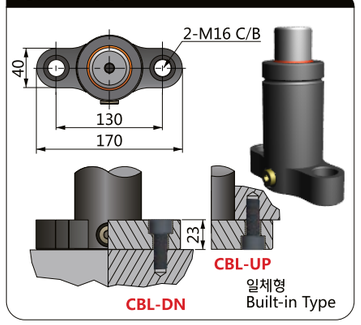

BM-4000

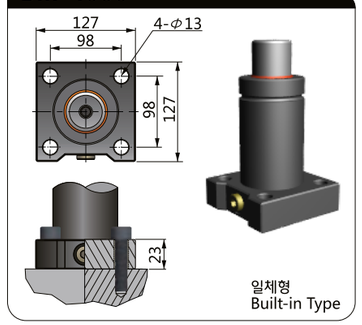

CBM-4000

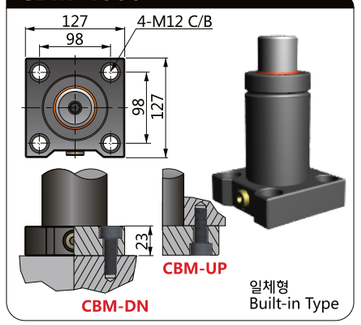

BC-4000

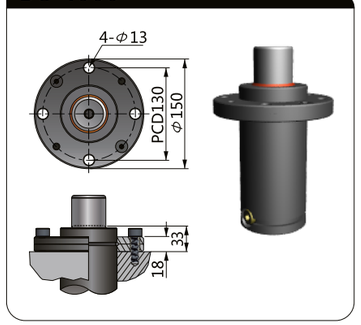

NF-4000

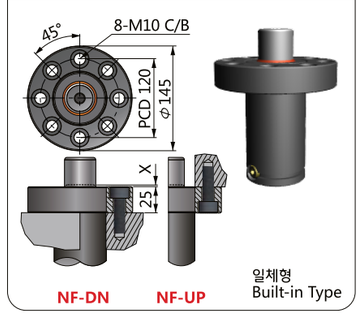

BF-BB-4000

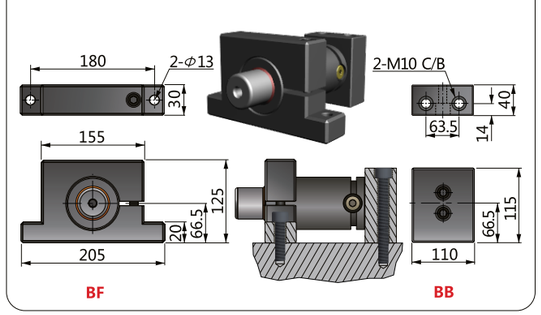

⚠주의 주문시 카운터보어 방향 DN/UP을 명기하여 주시기 바랍니다. 예)**NSB4000-050-CBS-DN-QT04**
Please notify the direction of Counter - Bore when ordering 「CBS/CBM/CBL/NF」

4000~4200 Series

NSC4000 NSC Type

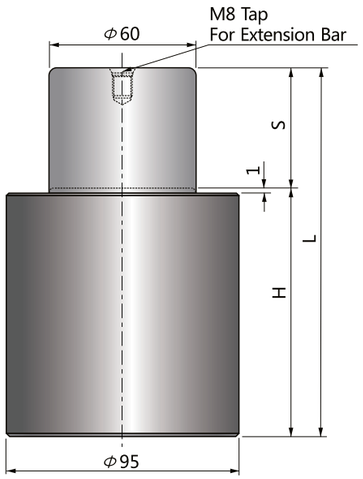

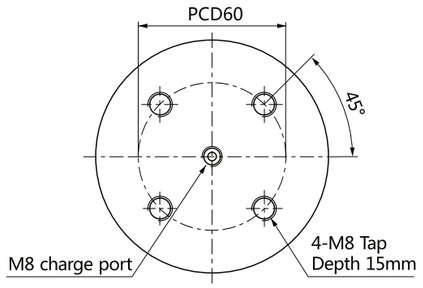

파워 콤팩트 실린더
Power Compact Cylinders

NSC타입은 NS타입 특성과 동일하나, 더 작은 사이즈 제품으로 금형 높이를 더욱 최소화할 수 있습니다.
실린더 직경 19mm(100kgf)부터 120mm(7500kgf)까지 공급됩니다.

NSC type has the same characteristics as NS type but very suitable to minimize the tooling height due to the shorter height compared with NS type.
The size starts from cylinder dia. 19mm(100kgf) to 120mm(7500kgf).

코드 CODE	스트로크 S	H	L	FORCE(kgf)	
				초기하중 Fi	최대하중 Ff
NSC4000-10	10	60	70	4000	6400
NSC4000-15	15	65	80		
NSC4000-25	25	75	100		
NSC4000-40	40	90	130		
NSC4000-50	50	100	150		
NSC4000-65	65	115	180		
NSC4000-70	70	120	190		
NSC4000-80	80	130	210		
NSC4000-90	90	140	230		
NSC4000-100	100	150	250		

주의 : 배관연결형 사용불가
Not available Hose-connection

주문방법
Ordering

NSC4000-□□□-□□-QT□□

- 주문수량 Ordering Quantity
- 장착용베이스/Mounting Base
- 스트로크/Stroke
- 초기하중/Initial Force

예)NSC4000-050-BS-QT04

스트로크 구간별 스프링하중
Spring Force - Stroke Diagram

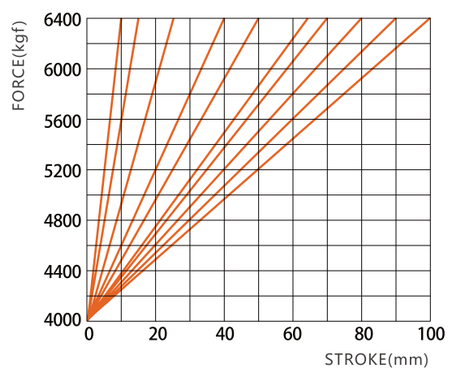

NSC4000 마운팅베이스(Mounting Bases)

BS-4000

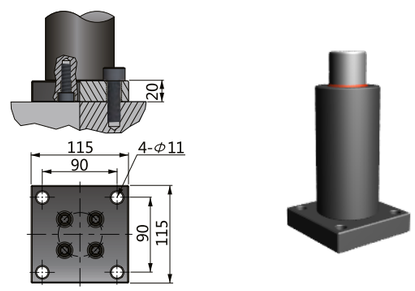

CBS-4000

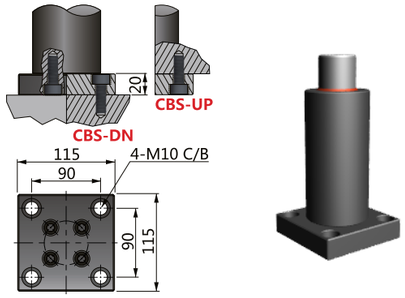

NF-4000

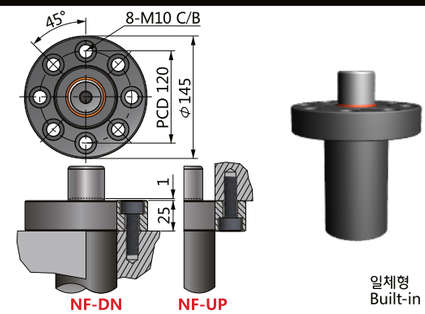

BF-BB-4000

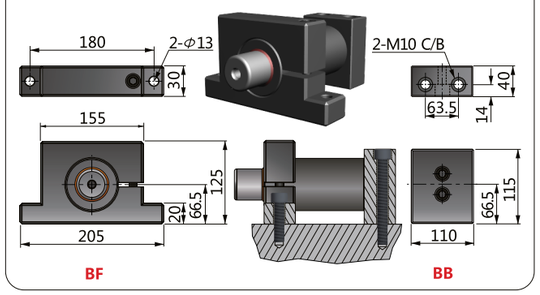

⚠주의 주문시 카운터보어 방향 DN/UP을 명기하여 주시기 바랍니다. 예)**NSC4000-050-CBS-DN-QT04**
Please notify the direction of Counter - Bore when ordering「**CBS/NF**」

NP4000 NP Type

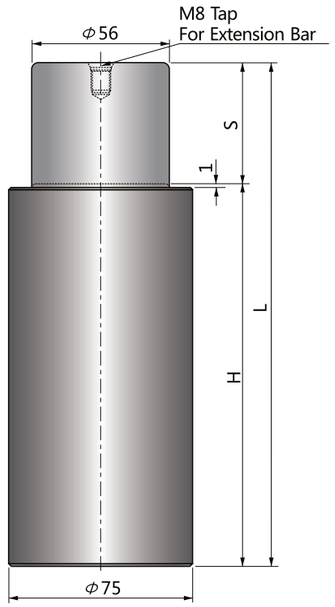

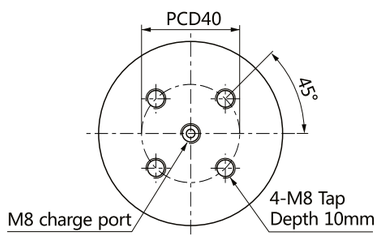

슈퍼 파워 실린더
Super Power Cylinders

NP타입은 N타입 대비 2배, NC(ISO11901)타입 대비 3배 이상의 스프링 능력을 보유하여 금형 내 공간 활용성을 극대화하여 줍니다.
실린더 직경 25mm(400kgf)부터 120mm(10000kgf)까지 공급됩니다.
배관연결은 NPS타입을 적용하여 주십시오.

NP type maximizes the space applications in stamping tools thanks to double and more than 3 times stronger power compared with N type and NC ISO11901 type.
The size starts from cylinder dia. 25mm(400kgf) to 120mm(10000kgf).
Select the NPS type for hose connection.

코드 CODE	스트로크 S	H	L	FORCE(kgf)	
				초기하중 Fi	최대하중 Ff
NP4000-10	10	75	85	4000	6400
NP4000-15	15	85	100		
NP4000-25	25	105	130		
NP4000-50	50	155	205		

주의 : 배관연결형 사용불가
Not available Hose-connection

주문방법
Ordering

NP4000-□□□-□□-QT□□

- 주문수량 Ordering Quantity
- 장착용베이스/Mounting Base
- 스트로크/Stroke
- 초기하중/Initial Force

예)NP4000-050-BS-QT04

스트로크 구간별 스프링하중
Spring Force - Stroke Diagram

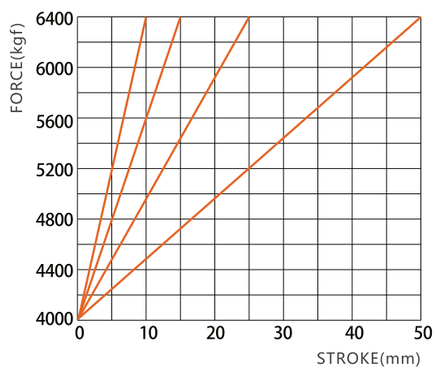

NP4000 마운팅베이스(Mounting Bases)

BS-4000NP

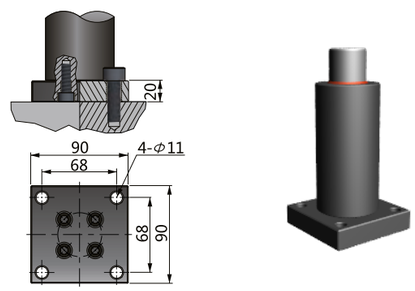

CBS-4000NP

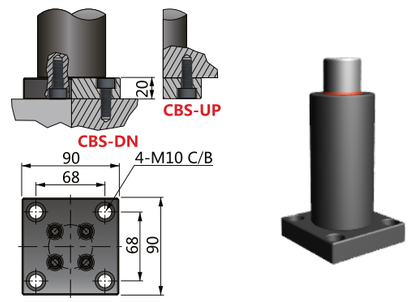

⚠주의 주문시 카운터보어 방향 DN/UP을 명기하여 주시기 바랍니다. 예)**NP4000-050-CBS-DN-QT04**
Please notify the direction of Counter - Bore when ordering「**CBS**」

NPS4000 NPS Type

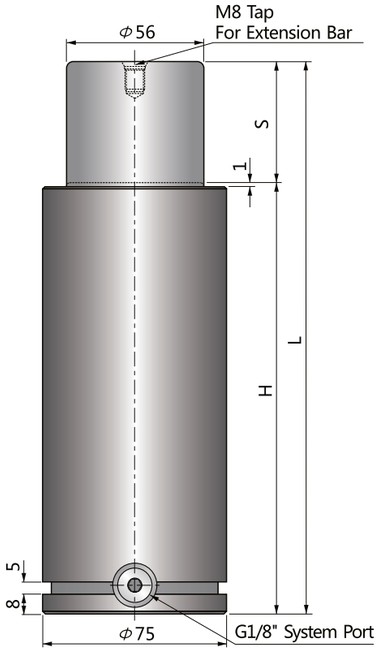

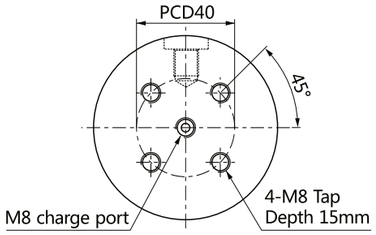

슈퍼 파워 실린더
Super Power Cylinders
Grooved Type

NPS타입은 NP타입과 동일하나, 마운팅 장착과 배관이 용이하도록 실린더 하단에 그루브와 배관용 포트가 장착되어 있으며 NP타입 대비 20mm 높습니다.
실린더 직경 50mm(2000kgf)부터 95mm(7000kgf)까지 공급됩니다.
전 규격 배관이 가능합니다.

NPS type has same characteristics as NP type but has groove and side port for BH split type mount and hose connection.
20mm higher than NP type.
The size starts from cylinder dia. 50mm(2000kgf)to 95mm(7500kgf). All NPS type is available for hose connection.

코드 CODE	스트로크 S	H	L	FORCE(kgf)	
				초기하중 Fi	최대하중 Ff
NPS4000-10	10	95	105	4000	6400
NPS4000-15	15	105	120		
NPS4000-25	25	125	150		
NPS4000-50	50	175	225		

주의 : 배관연결형 사용가능
Available Hose-connection

주문방법
Ordering

NPS4000-□□□-□□-QT□□

- 주문수량 Ordering Quantity
- 장착용베이스/Mounting Base
- 스트로크/Stroke
- 초기하중/Initial Force

예)NPS4000-050-BS-QT04

스트로크 구간별 스프링하중
Spring Force - Stroke Diagram

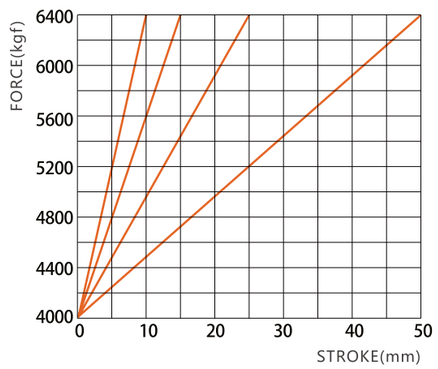

NPS4000 마운팅베이스(Mounting Bases)

BH-4000NPS

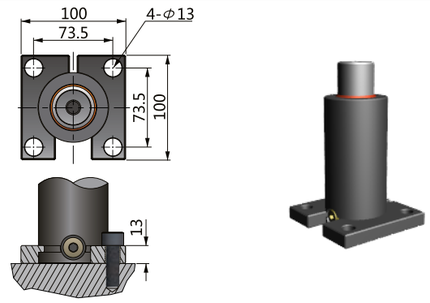

BS-4000NPS

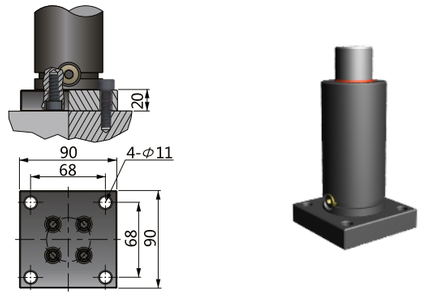

CBH-4000NPS

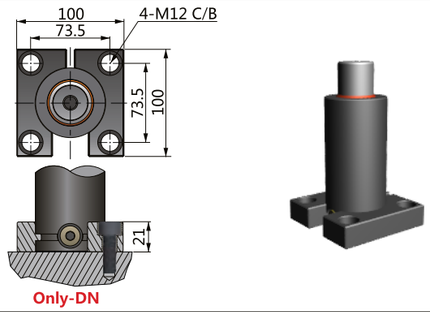

CBS-4000NPS

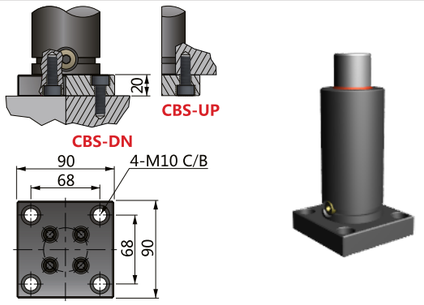

BL-4000NPS

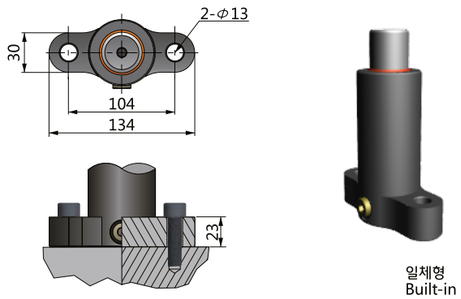

일체형
Built-in Type

BM-4000NPS

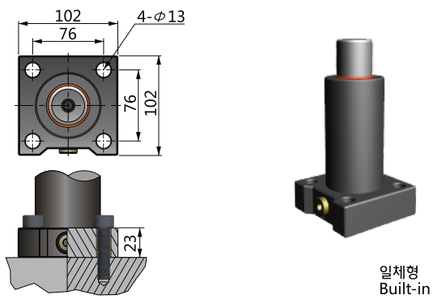

일체형
Built-in Type

CBL-4000NPS

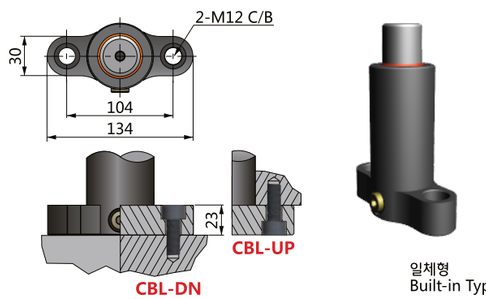

일체형
Built-in Type

CBM-4000NPS

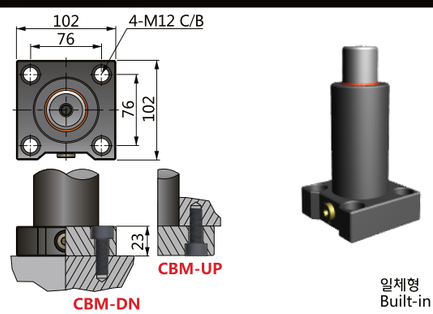

일체형
Built-in Type

주의 주문시 카운터보어 방향 DN/UP을 명기하여 주시기 바랍니다. 예)**NPS4000-050-CBS-DN-QT04**
Please notify the direction of Counter - Bore when ordering 「CBS/CBM/CBL」

NT4200 NT Type

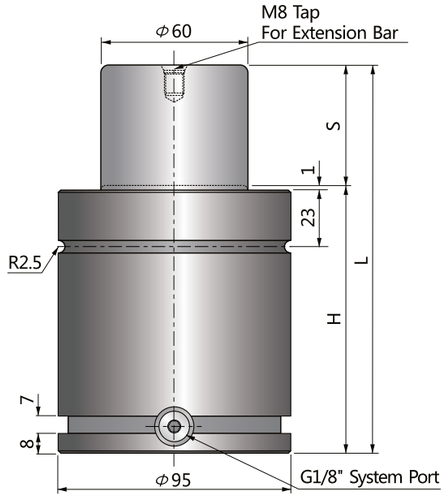

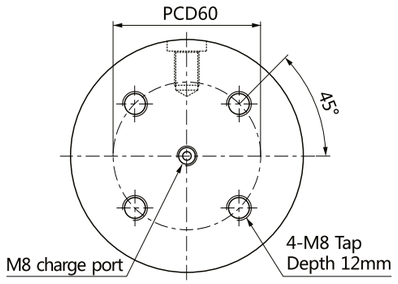

슈퍼 콤팩트 실린더
Super Compact Cylinders

NT 타입의 특성은 N 타입과 동일하며, 같은 사이즈의 실린더 중에서 전체 높이가 가장 낮아 금형 높이를 더욱 최소화 할 수 있으며, NT1000부터 배관연결이 가능합니다.
직경 19mm(170kg)부터 150mm(9500kg) 까지 공급됩니다.

NT type has same characteristics with N type and has shortest height among same size cylinders, suitable to minimize the tooling height and able to hose connection from NT1000.
The size starts from 19mm(170kg) to 150mm(9500kg).

코드 CODE	스트로크 S	H	L	FORCE(kgf)	
				초기하중 Fi	최대하중 Ff
NT4200-16	16	74	90	4200	6800
NT4200-19	19	77	96		
NT4200-25	25	83	108		
NT4200-32	32	90	122		
NT4200-38	38	96	134		
NT4200-50	50	108	158		
NT4200-63	63	121	184		
NT4200-75	75	133	208		
NT4200-80	80	138	218		
NT4200-100	100	158	258		
NT4200-125	125	183	308		

주의 : 배관연결형 사용가능
Available Hose-connection

주문방법
Ordering

NT4200-□□□-□□-QT□□

- 주문수량 Ordering Quantity
- 장착용베이스/Mounting Base
- 스트로크/Stroke
- 초기하중/Initial Force

예)NT4200-050-BS-QT04

스트로크 구간별 스프링하중
Spring Force - Stroke Diagram

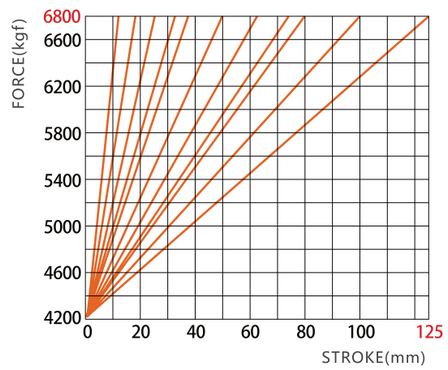

NT4200 마운팅베이스(Mounting Bases)

BH-4200

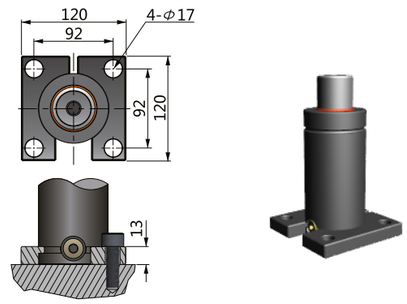

BS-4200

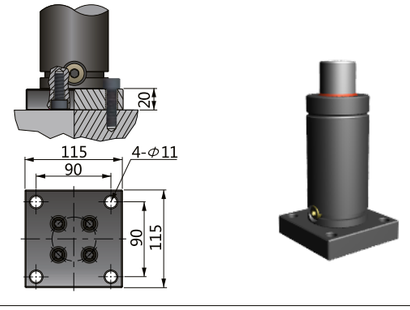

CBS-4200

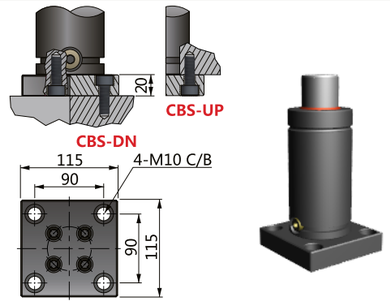

BC-4200

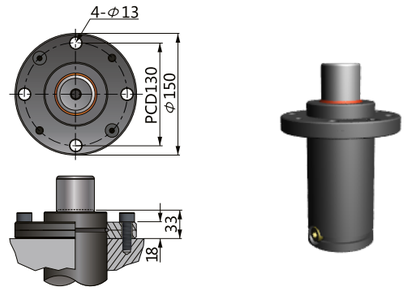

BP-4200NT

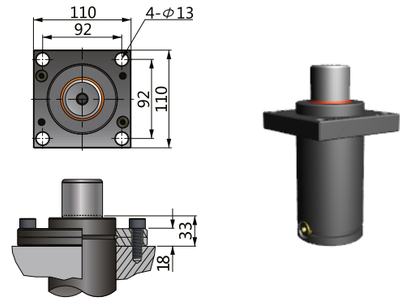

BF-BB-4200

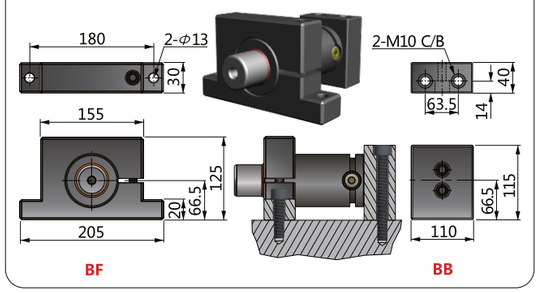

⚠주의 주문시 카운터보어 방향 DN/UP을 명기하여 주시기 바랍니다. 예)**NT4200-050-CBS-DN-QT04**
Please notify the direction of Counter - Bore when ordering「**CBS**」

NTT4200 NTT Type

NEW!

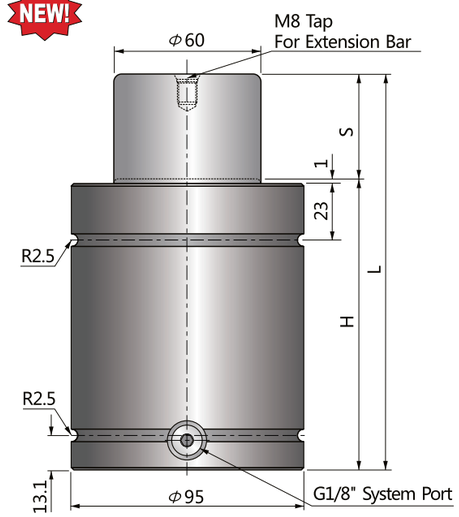

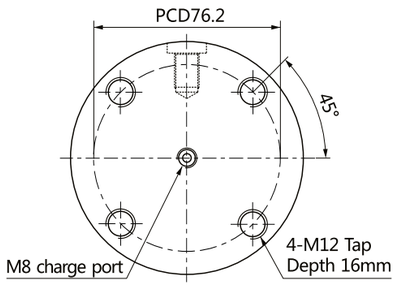

슈퍼 콤팩트 실린더
Super Compact Cylinders

NTT타입 특성은 NT타입과 동일하나, 강력한 장착을 위하여 고정용 탭의 칫수가 한 단계 크며 나사산의 깊이도 더욱 긴 16mm입니다.
NTT1000부터 배관연결이 가능합니다.
직경 32mm(350kgf)부터 150mm(9500kgf)까지 공급됩니다.

NTT type has same characteristics as NT type but has bigger tap size and 16mm thread dept for more secure mounting.
Available hose connection from NTT1000.
The size starts from 32mm(350kg) to 150mm(9500kg).

코드 CODE	스트로크 S	H	L	FORCE(kgf) 초기하중 Fi	FORCE(kgf) 최대하중 Ff
NTT4200-16	16	78	94	4200	6800
NTT4200-19	19	81	100		
NTT4200-25	25	87	112		
NTT4200-32	32	94	126		
NTT4200-38	38	100	138		
NTT4200-50	50	112	162		
NTT4200-63	63	125	188		
NTT4200-75	75	137	212		
NTT4200-80	80	142	222		
NTT4200-100	100	162	262		
NTT4200-125	125	187	312		

주의 : 배관연결형 사용가능
Available Hose-connection

주문방법
Ordering

NTT4200-□□□-□□-QT□□

- 주문수량 Ordering Quantity
- 장착용베이스/Mounting Base
- 스트로크/Stroke
- 초기하중/Initial Force

예)NTT4200-050-BP-QT04

스트로크 구간별 스프링하중
Spring Force - Stroke Diagram

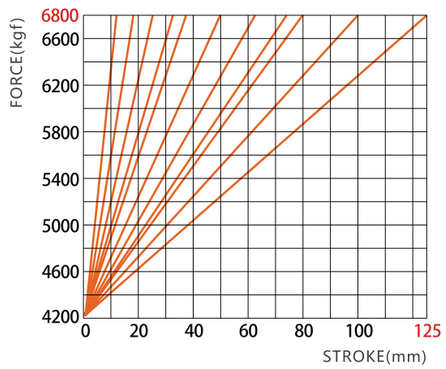

NTT4200 마운팅베이스(Mounting Bases)

CBL-4200NTT

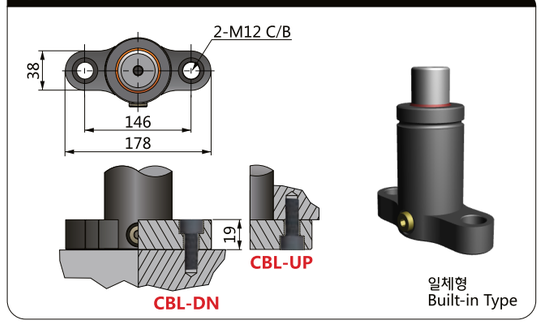

BC-4200NTT

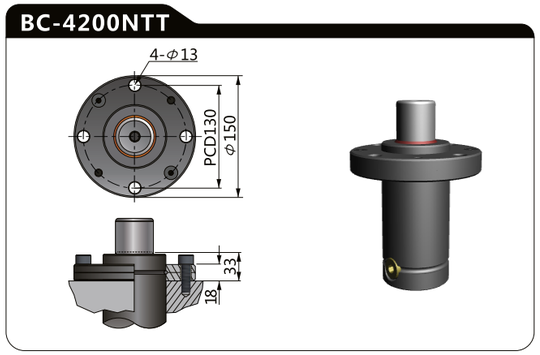

LBP-4200NTT

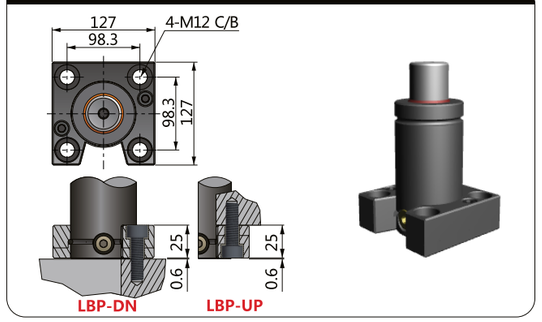

BP-4200NTT

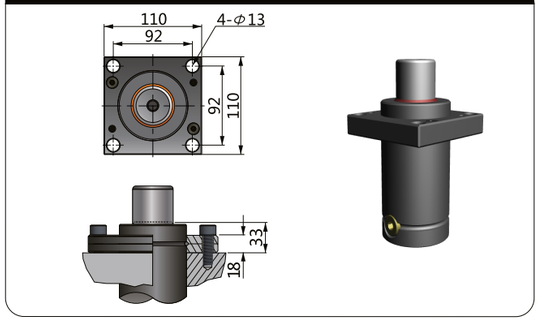

BK-4200NTT

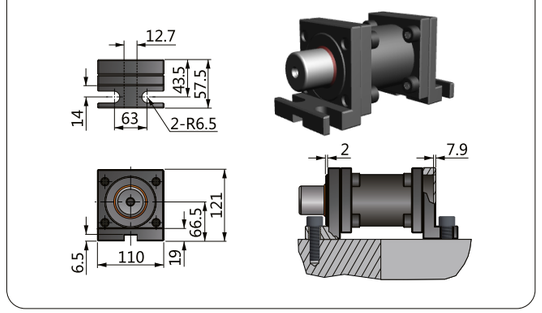

4000~4200 Series

⚠주의 주문시 카운터보어 방향 DN/UP을 명기하여 주시기 바랍니다. 예)**NTT4200-050-LBP-DN-QT04**
Please notify the direction of Counter - Bore when ordering 「**CBL/LBP**」

초기하중 5000 Initial Force

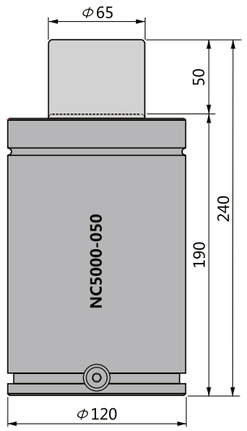

초기하중 6600 Initial Force

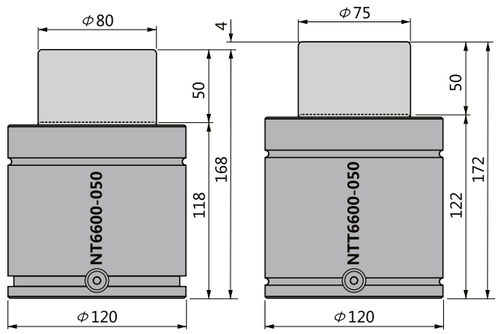

초기하중 7000 Initial Force

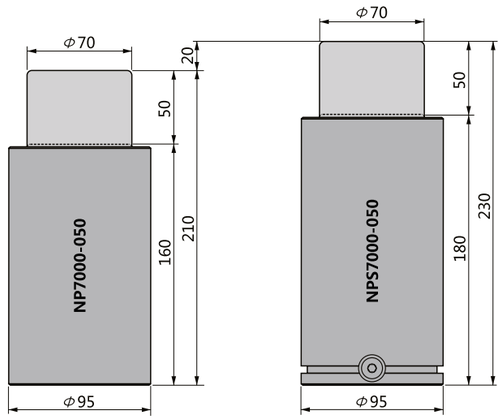

초기하중 7500 Initial Force

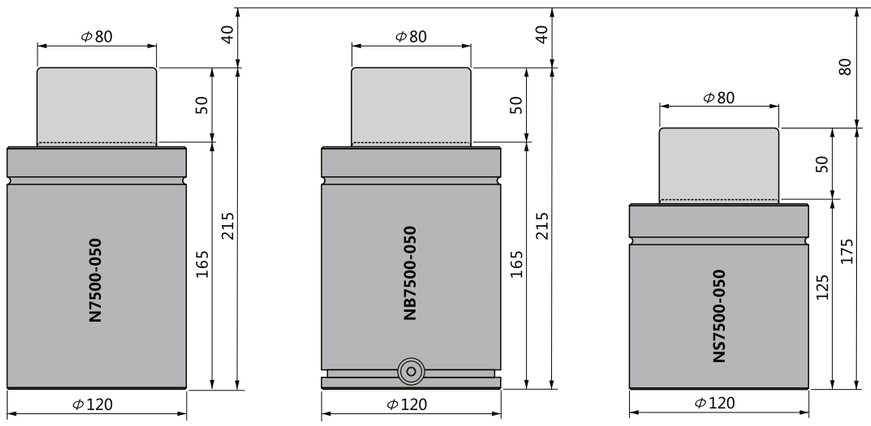

초기하중 7500 Initial Force

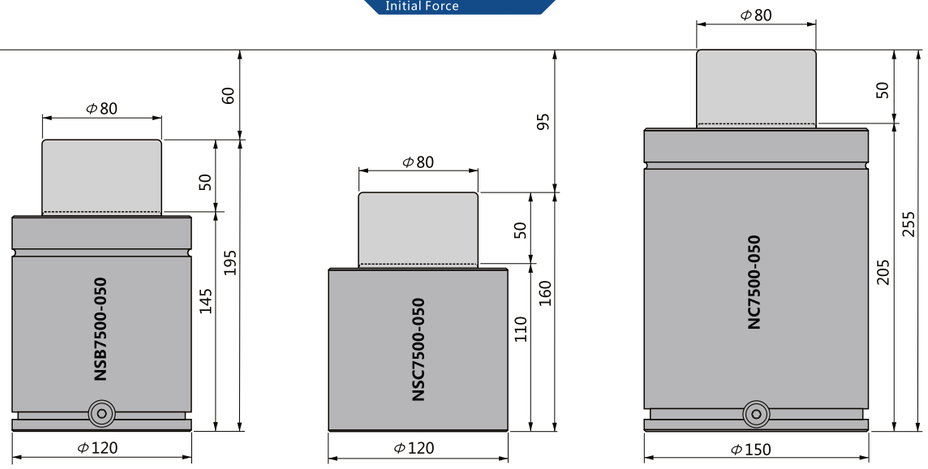

초기하중 9500 Initial Force

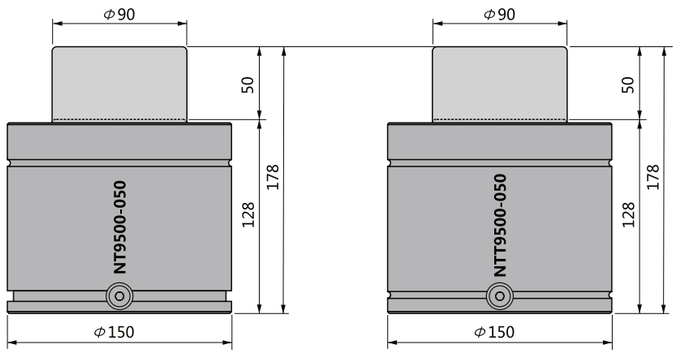

초기하중 10000 Initial Force

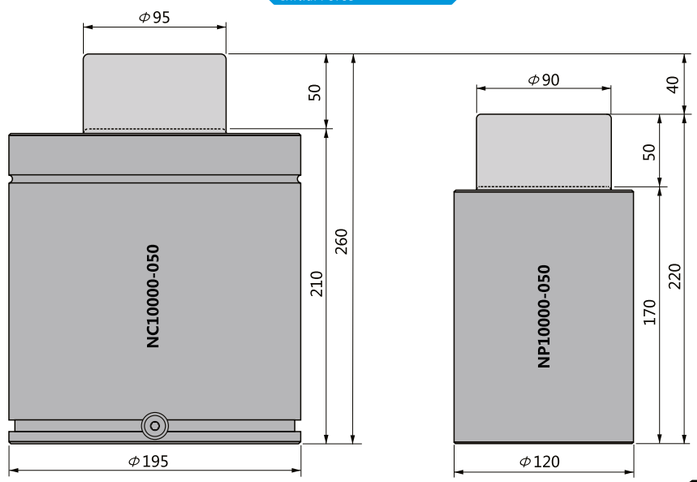

NC5000 NC Type

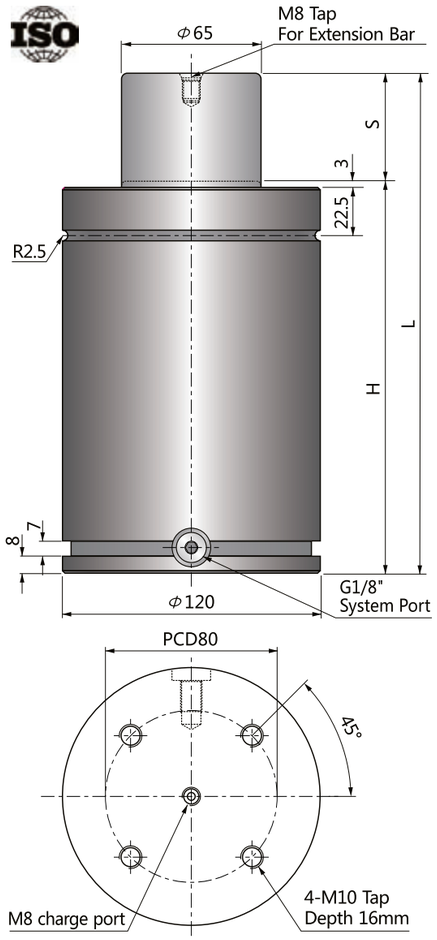

ISO11901 스탠다드 실린더

ISO11901 Standard Cylinders

NC타입은 ISO11901 표준규격을 채택하여 호환성이 우수합니다.
직경 38mm(250kgf)부터 195mm(10000kgf)까지 공급되며,
NC500 부터 배관연결이 가능합니다.

NC type corresponds to ISO11901 standard and keep the compatibility.
The size starts from cylinder dia. 38mm(250kgf) to 195mm(10000kgf).
Hose connection is available from NC500.

코드 CODE	스트로크 S	H	L	FORCE(kgf) 초기하중 Fi	FORCE(kgf) 최대하중 Ff
NC5000-25	25	165	190	5000	8000
NC5000-38	38.1	178.1	216.2		
NC5000-40	40	180	220		
NC5000-50	50	190	240		
NC5000-63	63.5	203.5	267		
NC5000-65	65	205	270		
NC5000-70	70	210	280		
NC5000-80	80	220	300		
NC5000-90	90	230	320		
NC5000-100	100	240	340		
NC5000-125	125	265	390		
NC5000-160	160	300	460		
NC5000-200	200	340	540		
NC5000-250	250	390	640		
NC5000-300	300	440	740		

주의 : 배관연결형 사용가능
Available Hose-connection

주문방법 Ordering

NC5000-□□□-□□-QT□□

- 주문수량 Ordering Quantity
- 장착용베이스/Mounting Base
- 스트로크/Stroke
- 초기하중/Initial Force

예)NC5000-050-BS-QT04

스트로크 구간별 스프링하중 Spring Force - Stroke Diagram

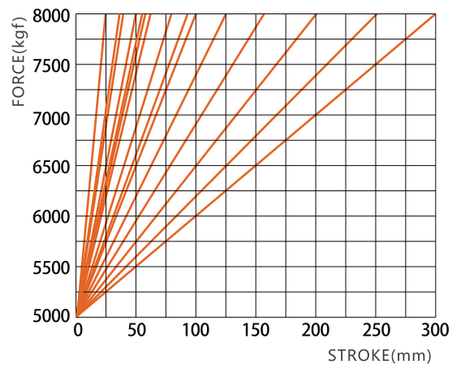

NC5000 마운팅베이스(Mounting Bases)

BH-5000NC

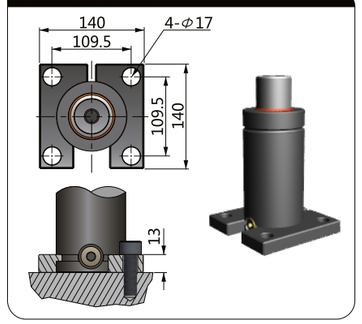

BS-5000NC

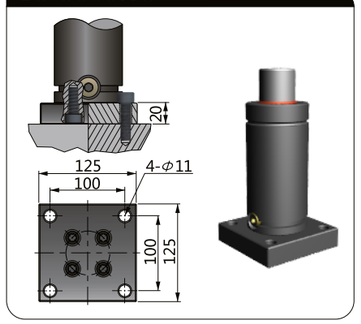

BL-5000NC

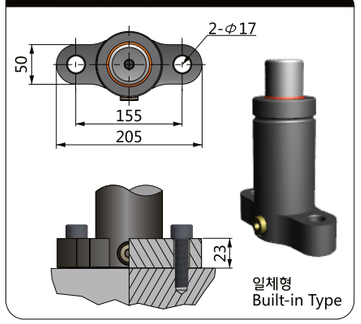

CBH-5000NC

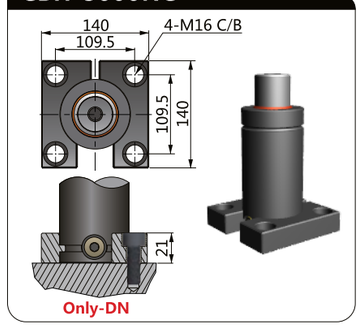

CBS-5000NC

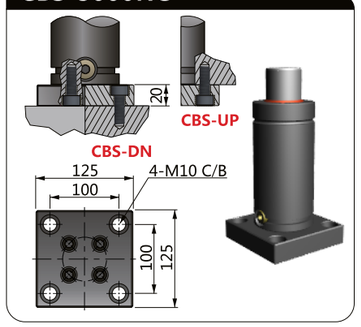

CBL-5000NC

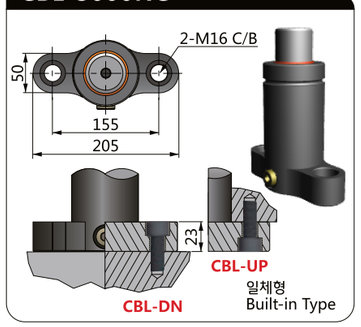

BM-5000NC

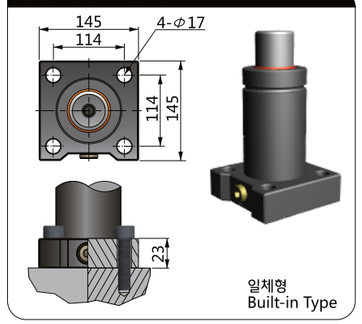

CBM-5000NC

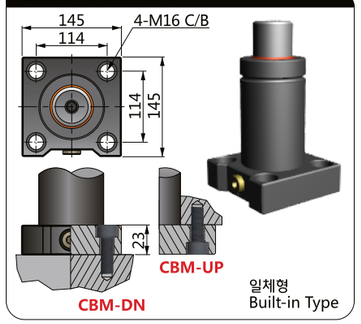

BC-5000NC

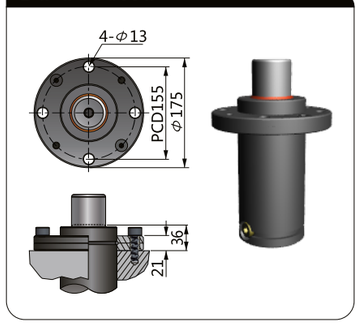

NF-5000NC

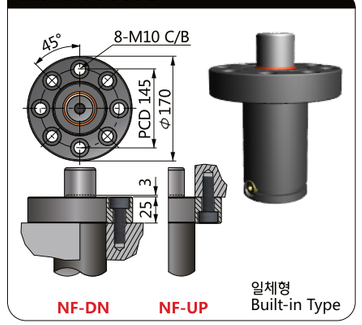

BF-BB-5000NC

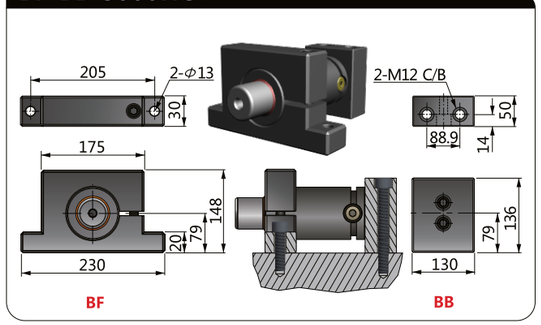

⚠주의 주문시 카운터보어 방향 DN/UP을 명기하여 주시기 바랍니다. 예)**NC5000-050-CBS-DN-QT04**
Please notify the direction of Counter - Bore when ordering 「CBS/CBM/CBL/NF」

5000~6600 Series

NT6600 NT Type

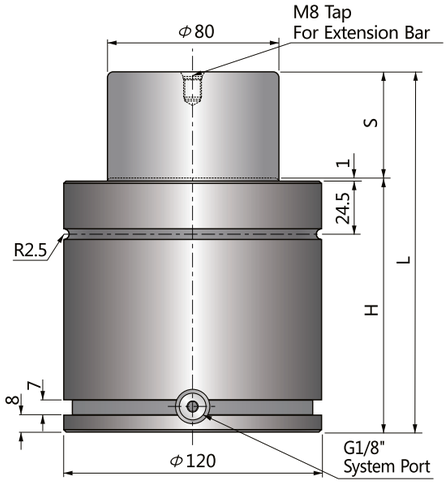

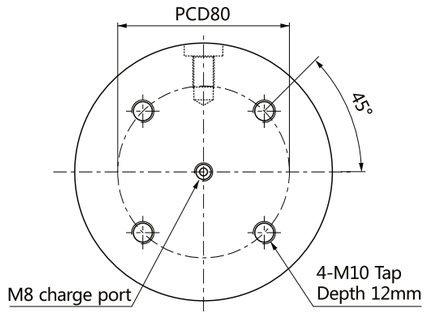

슈퍼 콤팩트 실린더
Super Compact Cylinders

NT 타입의 특성은 N 타입과 동일하며, 같은 사이즈의 실린더 중에서 전체 높이가 가장 낮아 금형 높이를 더욱 최소화 할 수 있으며, NT1000부터 배관연결이 가능합니다.
직경 19mm(170kg)부터 150mm(9500kg) 까지 공급됩니다.

NT type has same characteristics with N type and has shortest height among same size cylinders, suitable to minimize the tooling height and able to hose connection from NT1000.
The size starts from 19mm(170kg) to 150mm(9500kg).

코드 CODE	스트로크 S	H	L	FORCE(kgf) 초기하중 Fi	FORCE(kgf) 최대하중 Ff
NT6600-16	16	84	100	6600	11000
NT6600-19	19	87	106		
NT6600-25	25	93	118		
NT6600-32	32	100	132		
NT6600-38	38	106	144		
NT6600-50	50	118	168		
NT6600-63	63	131	194		
NT6600-75	75	143	218		
NT6600-80	80	148	228		
NT6600-100	100	168	268		
NT6600-125	125	193	318		

주의 : 배관연결형 사용가능
Available Hose-connection

주문방법
Ordering

NT6600-□□□-□□-QT□□

- 주문수량 Ordering Quantity
- 장착용베이스/Mounting Base
- 스트로크/Stroke
- 초기하중/Initial Force

예)NT6600-050-BS-QT04

스트로크 구간별 스프링하중
Spring Force - Stroke Diagram

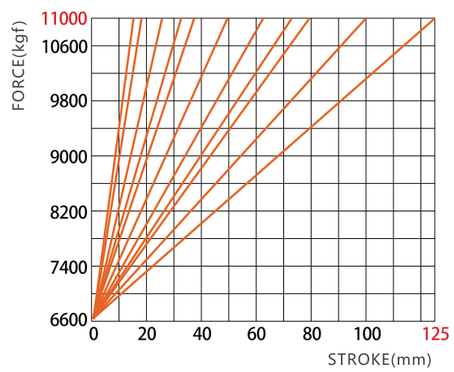

NT6600 마운팅베이스(Mounting Bases)

BH-6600

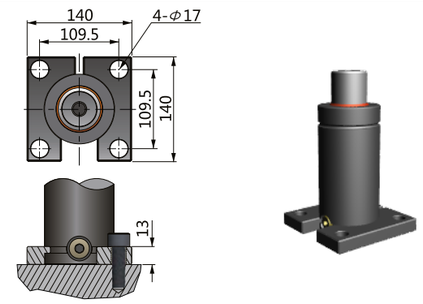

BS-6600

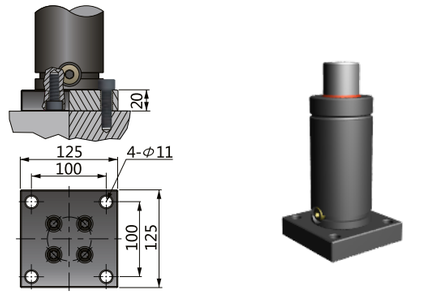

CBS-6600

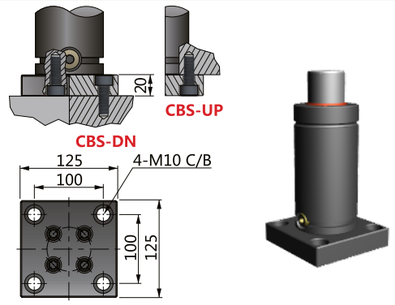

BC-6600

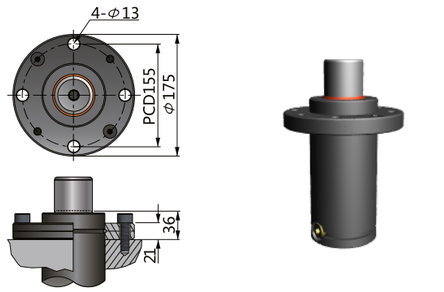

BP-6600NT

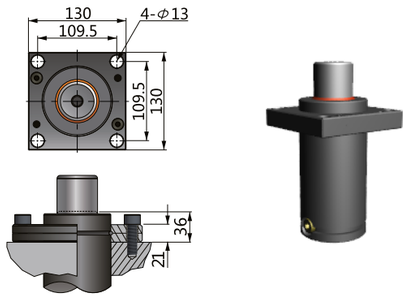

BF-BB-6600

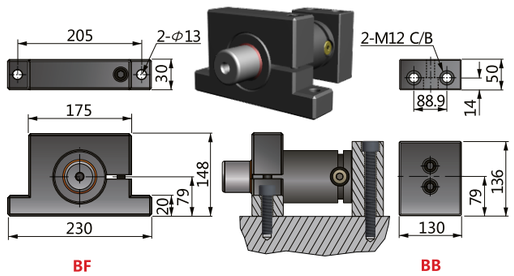

⚠주의 주문시 카운터보어 방향 DN/UP을 명기하여 주시기 바랍니다. 예)**NT6600-050-CBS-DN-QT04**
Please notify the direction of Counter - Bore when ordering「**CBS**」

NTT6600 NTT Type

NEW!

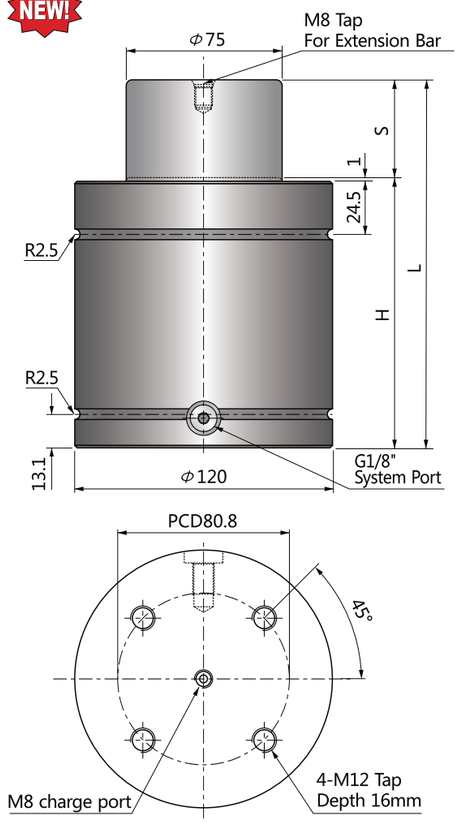

슈퍼 콤팩트 실린더
Super Compact Cylinders

NTT타입 특성은 NT타입과 동일하나, 강력한 장착을 위하여 고정용 탭의 칫수가 한 단계 크며 나사산의 깊이도 더욱 긴 16mm입니다.
NTT1000부터 배관연결이 가능합니다.
직경 32mm(350kgf)부터 150mm(9500kgf)까지 공급됩니다.

NTT type has same characteristics as NT type but has bigger tap size and 16mm thread dept for more secure mounting.
Available hose connection from NTT1000.
The size starts from 32mm(350kg) to 150mm(9500kg).

코드 CODE	스트로크 S	H	L	FORCE(kgf)	
				초기하중 Fi	최대하중 Ff
NTT6600-16	16	88	104	6600	11000
NTT6600-19	19	91	110		
NTT6600-25	25	97	122		
NTT6600-32	32	104	136		
NTT6600-38	38	110	148		
NTT6600-50	50	122	172		
NTT6600-63	63	135	198		
NTT6600-75	75	147	222		
NTT6600-80	80	152	232		
NTT6600-100	100	172	272		
NTT6600-125	125	197	322		

주의 : 배관연결형 사용가능
Available Hose-connection

주문방법
Ordering

NTT6600-□□□-□□-QT□□

- 주문수량 Ordering Quantity
- 장착용베이스/Mounting Base
- 스트로크/Stroke
- 초기하중/Initial Force

예)NTT6600-050-BP-QT04

스트로크 구간별 스프링하중
Spring Force - Stroke Diagram

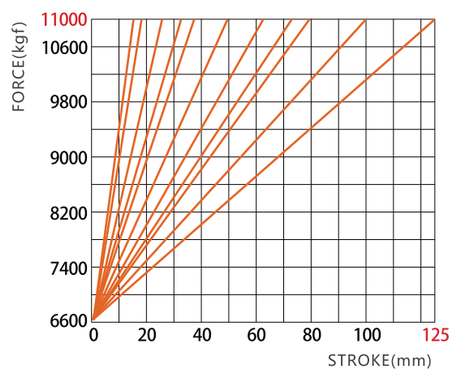

NTT6600 마운팅베이스(Mounting Bases)

CBL-6600NTT

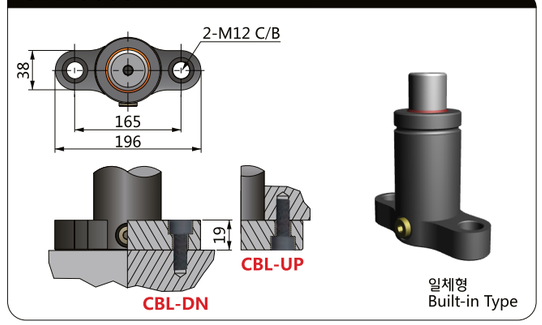

BC-6600NTT

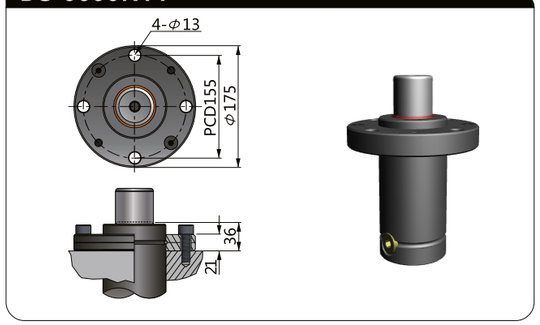

LBP-6600NTT

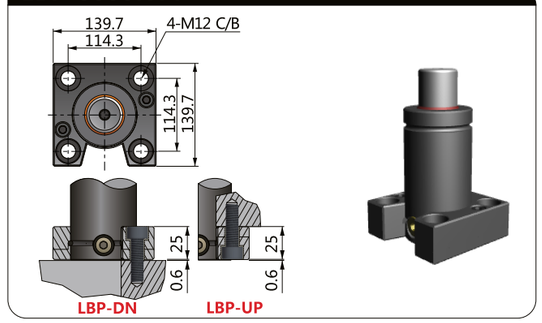

BP-6600NTT

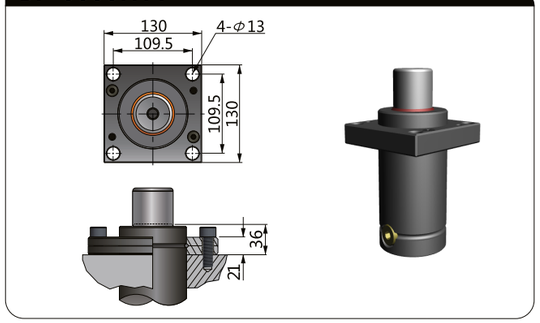

주의 주문시 카운터보어 방향 DN/UP을 명기하여 주시기 바랍니다. 예)**NTT6600-050-LBP-DN-QT04**
Please notify the direction of Counter - Bore when ordering「**CBL/LBP**」

NP7000 NP Type

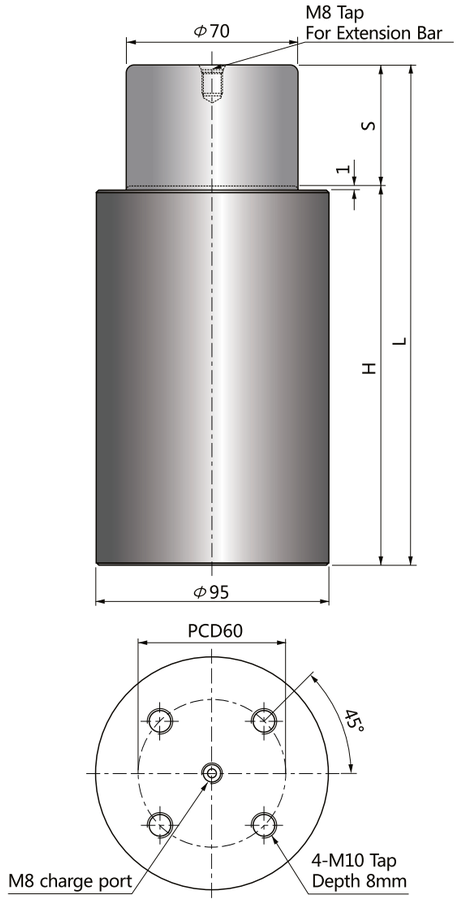

슈퍼 파워 실린더
Super Power Cylinders

NP타입은 N타입 대비 2배, NC(ISO11901)타입 대비 3배 이상의 스프링 능력을 보유하여 금형 내 공간 활용성을 극대화하여 줍니다.
실린더 직경 25mm(400kgf)부터 120mm(10000kgf)까지 공급됩니다.
배관연결은 NPS타입을 적용하여 주십시오.

NP type maximizes the space applications in stamping tools thanks to double and more than 3 times stronger power compared with N type and NC ISO11901 type.
The size starts from cylinder dia. 25mm(400kgf) to 120mm(10000kgf).
Select the NPS type for hose connection.

코드 CODE	스트로크 S	H	L	FORCE(kgf)	
				초기하중 Fi	최대하중 Ff
NP7000-10	10	80	90	7000	11200
NP7000-15	15	90	105		
NP7000-25	25	110	135		
NP7000-50	50	160	210		

주의 : 배관연결형 사용불가
Not available Hose-connection

주문방법
Ordering

NP7000-□□□-□□-QT□□

- 주문수량 Ordering Quantity
- 장착용베이스/Mounting Base
- 스트로크/Stroke
- 초기하중/Initial Force

예)NP7000-050-BS-QT04

스트로크 구간별 스프링하중
Spring Force - Stroke Diagram

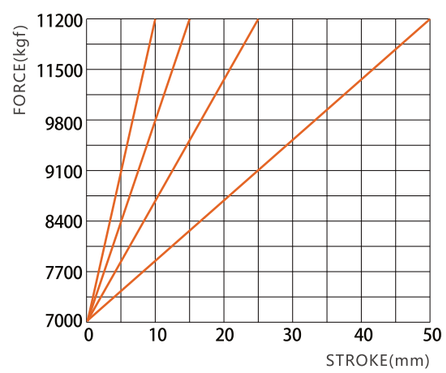

NP7000 마운팅베이스(Mounting Bases)

BS-7000NP

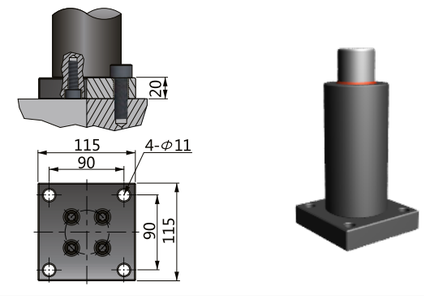

CBS-7000NP

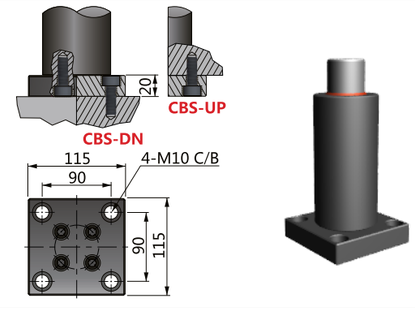

주의 주문시 카운터보어 방향 DN/UP을 명기하여 주시기 바랍니다. 예)**NP7000-050-CBS-DN-QT04**
Please notify the direction of Counter - Bore when ordering「**CBS**」

NPS7000 NPS Type

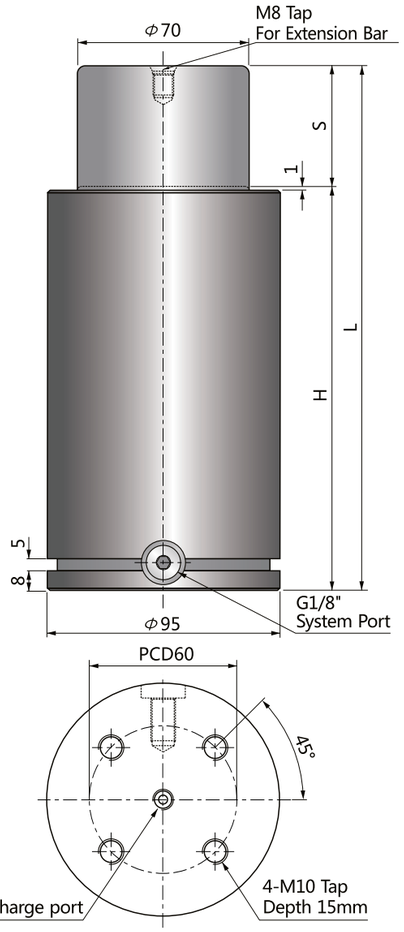

슈퍼 파워 실린더
Super Power Cylinders
Grooved Type

NPS타입은 NP타입과 동일하나, 마운팅 장착과 배관이 용이하도록 실린더 하단에 그루브와 배관용 포트가 장착되어 있으며 NP타입 대비 20mm 높습니다.
실린더 직경 50mm(2000kgf)부터 95mm(7000kgf)까지 공급됩니다.
전 규격 배관이 가능합니다.

NPS type has same characteristics as NP type but has groove and side port for BH split type mount and hose connection.
20mm higher than NP type.
The size starts from cylinder dia. 50mm(2000kgf)to 95mm(7500kgf). All NPS type is available for hose connection.

코드 CODE	스트로크 S	H	L	FORCE(kgf)	
				초기하중 Fi	최대하중 Ff
NPS7000-10	10	100	110	7000	11200
NPS7000-15	15	110	125		
NPS7000-25	25	130	155		
NPS7000-50	50	180	230		

주의 : 배관연결형 사용가능
Available Hose-connection

주문방법
Ordering

NPS7000-□□□-□□-QT□□

- 주문수량 Ordering Quantity
- 장착용베이스/Mounting Base
- 스트로크/Stroke
- 초기하중/Initial Force

예)NPS7000-050-BS-QT04

스트로크 구간별 스프링하중
Spring Force - Stroke Diagram

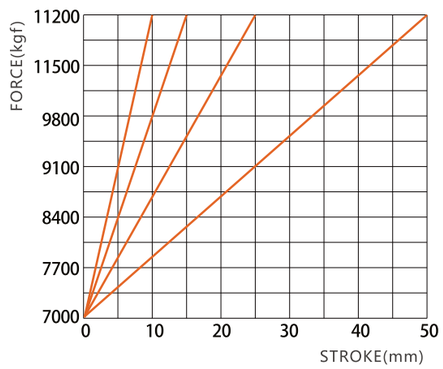

NPS7000 마운팅베이스(Mounting Bases)

BH-7000NPS

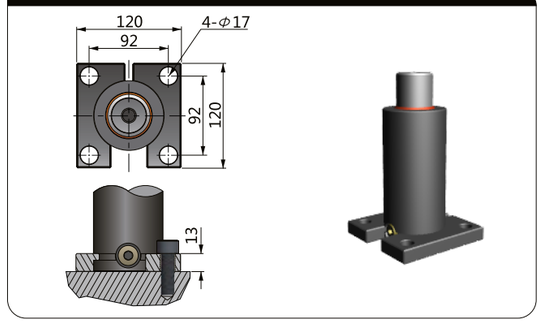

BS-7000NPS

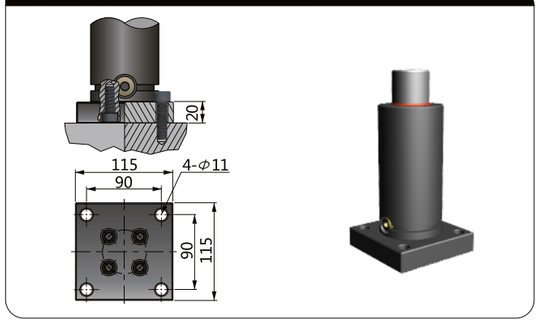

CBH-7000NPS

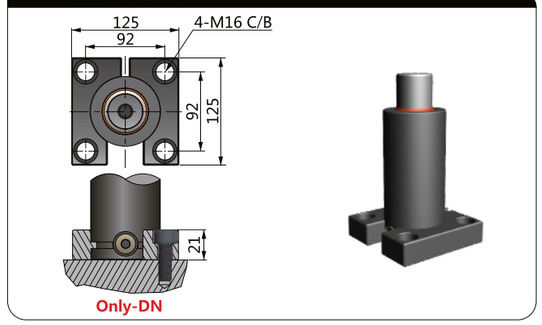

CBS-7000NPS

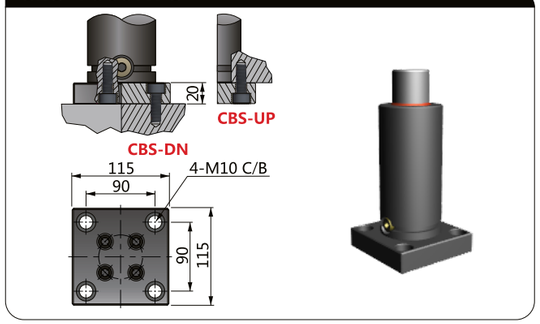

BL-7000NPS

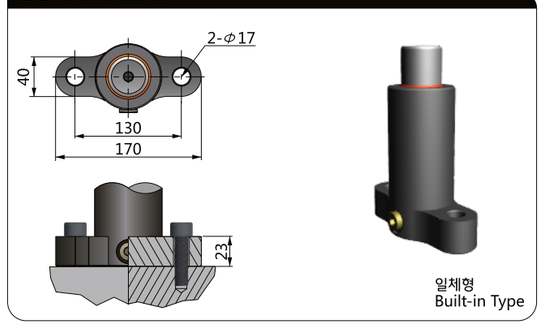

BM-7000NPS

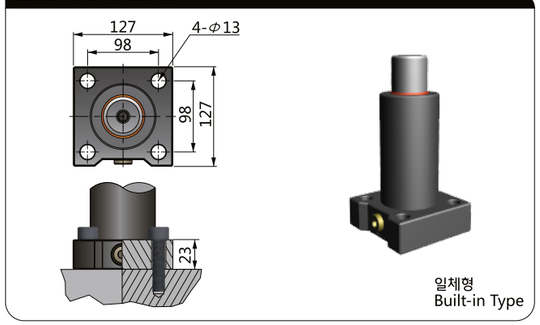

CBL-7000NPS

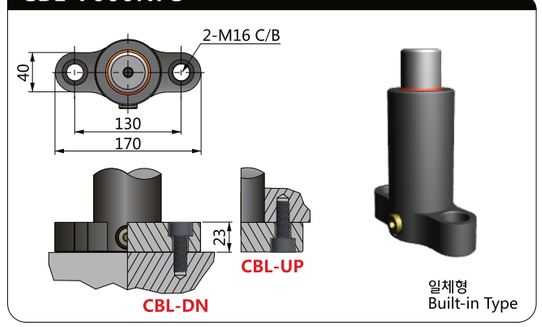

CBM-7000NPS

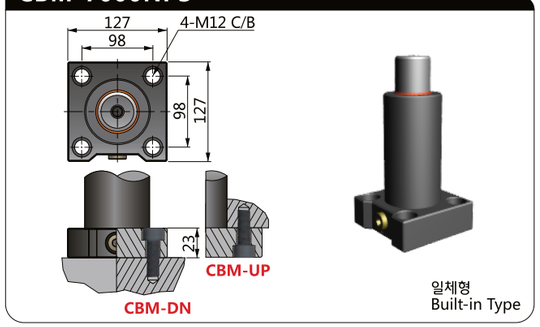

⚠주의 주문시 카운터보어 방향 DN/UP을 명기하여 주시기 바랍니다. 예**NPS7000-050-CBS-DN-QT04**
Please notify the direction of Counter - Bore when ordering 「**CBS/CBM/CBL**」

N7500 N Type

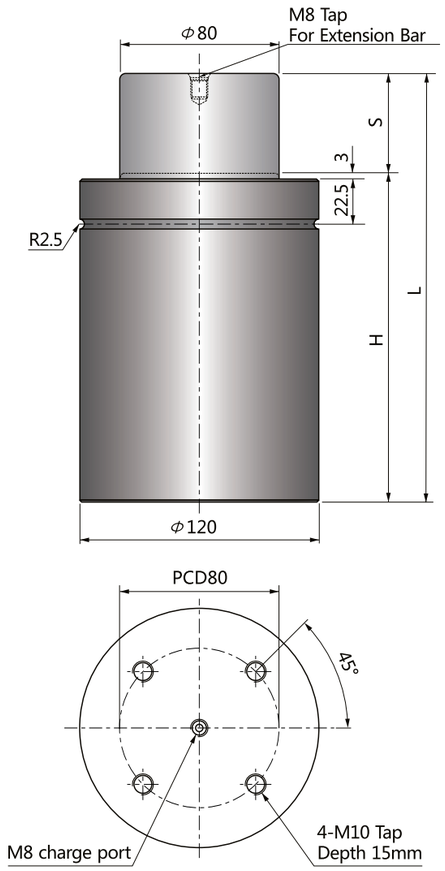

파워 실린더
Power Cylinders

N타입은 ISO11901(NC타입) 대비 스프링 능력이 30% 이상 강하며 높이도 10~15mm 낮아 금형 내 공간 활용성을 최적화하여 줍니다.
실린더 직경 19mm(초기하중:100kgf)부터 120mm(7500kgf)까지 공급됩니다.
배관연결은 NB타입을 적용하여 주십시오.

N Type optimizes the space applications in stamping tools thanks to 10~15mm lower height and more than 30% powerful spring force compared with ISO11901(NC type) gas springs.
The size starts from cylinder dia. 19mm(100kgf) to 120mm(7500kgf).
Select the NB type for hose connection.

코드 CODE	스트로크 S	H	L	FORCE(kgf) 초기하중 Fi	FORCE(kgf) 최대하중 Ff
N7500-25	25	140	165	7500	12000
N7500-40	40	155	195		
N7500-50	50	165	215		
N7500-65	65	180	245		
N7500-70	70	185	255		
N7500-80	80	195	275		
N7500-90	90	205	295		
N7500-100	100	215	315		
N7500-125	125	250	375		
N7500-160	160	300	460		
N7500-200	200	340	540		

주의 : BL/CBL, BM/CBM마운팅베이스만 배관연결 사용
Only BL/CBL, BM/CBM available Hose-connection

주문방법
Ordering

N7500-□□□-□□-QT□□

- 주문수량 Ordering Quantity
- 장착용베이스/Mounting Base
- 스트로크/Stroke
- 초기하중/Initial Force

예)N7500-050-BS-QT04

스트로크 구간별 스프링하중
Spring Force - Stroke Diagram

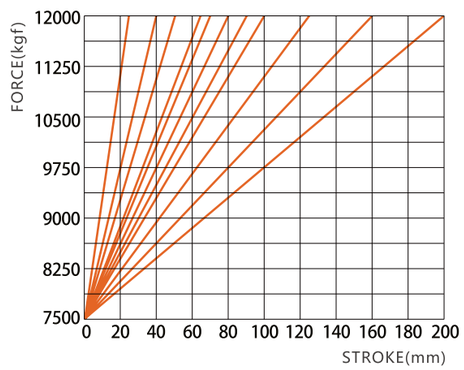

N7500 마운팅베이스(Mounting Bases)

BS-7500

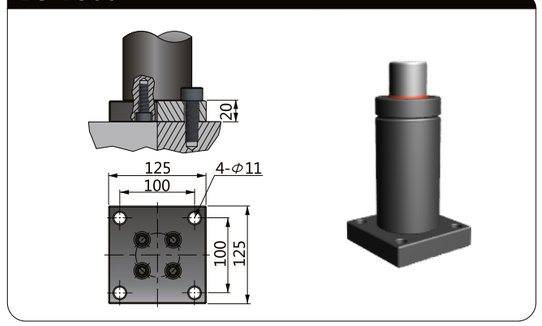

CBS-7500

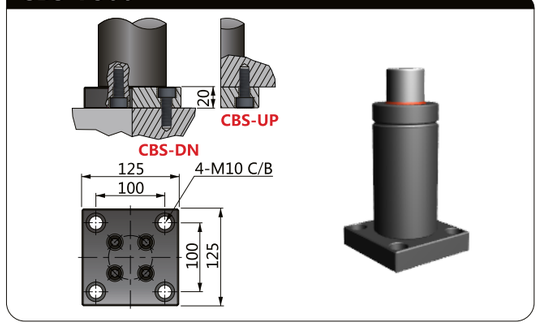

BL-7500

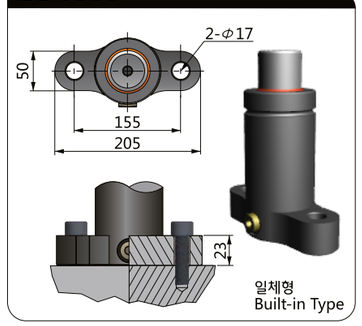

BM-7500

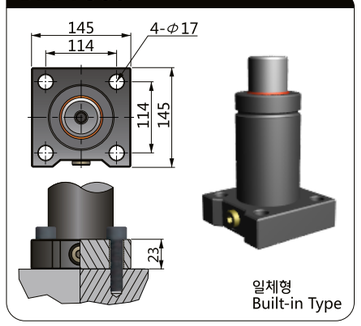

BC-7500

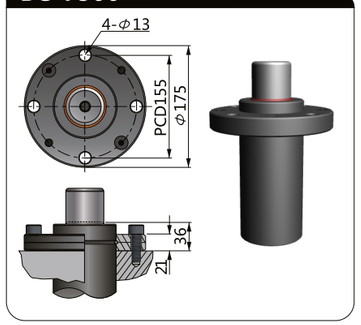

CBL-7500

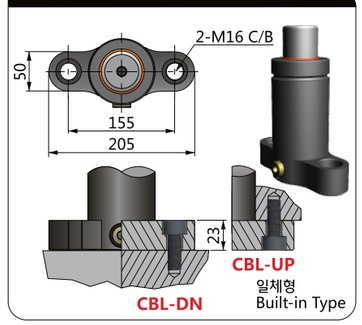

CBM-7500

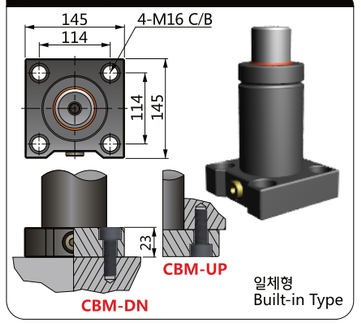

NF-7500

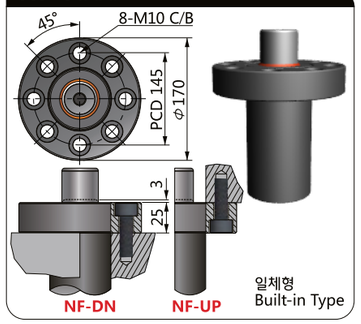

BF-BB-7500

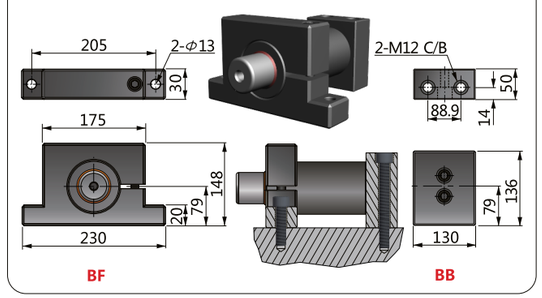

⚠주의 주문시 카운터보어 방향 DN/UP을 명기하여 주시기 바랍니다. 예)**N7500-050-CBS-DN-QT04**
Please notify the direction of Counter - Bore when ordering 「CBS/CBM/CBL/NF」

7000~7500 Series

NB7500 NB Type

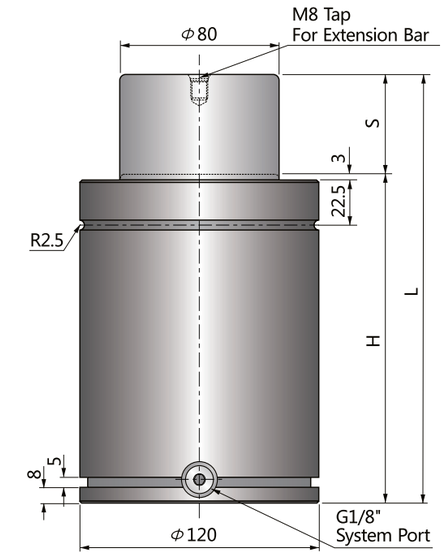

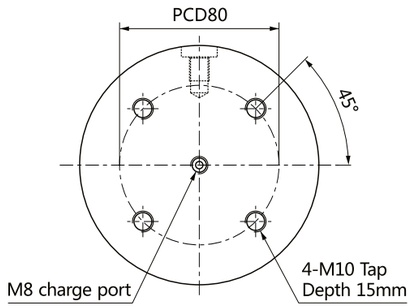

파워 실린더
Power Cylinders
Grooved Type

NB타입은 N타입과 동일하나, BH 분할형 마운트 장착과 배관이 용이하도록 실린더 하단에 그루브와 배관용 포트가 장착되어 있습니다.
실린더 직경 38mm(초기하중:500kgf)부터 120mm(7500kgf)까지 공급됩니다.
NB700부터 배관연결이 가능합니다.

NB type has the same characteristics as N type but has groove and side port for BH split type mount and hose connection.
The size starts from cylinder dia. 38mm(500kgf) to 120mm(7500kgf).
Hose connection is available from NB700.

코드 CODE	스트로크 S	H	L	FORCE(kgf)	
				초기하중 Fi	최대하중 Ff
NB7500-25	25	140	165	7500	12000
NB7500-40	40	155	195		
NB7500-50	50	165	215		
NB7500-65	65	180	245		
NB7500-70	70	185	255		
NB7500-80	80	195	275		
NB7500-90	90	205	295		
NB7500-100	100	215	315		
NB7500-125	125	250	375		
NB7500-160	160	300	460		
NB7500-200	200	340	540		

주의 : 배관연결형 사용가능
Available Hose-connection

주문방법
Ordering

NB7500-□□□-□□-QT□□

- 주문수량 Ordering Quantity
- 장착용베이스/Mounting Base
- 스트로크/Stroke
- 초기하중/Initial Force

예)NB7500-050-BS-QT04

스트로크 구간별 스프링하중
Spring Force - Stroke Diagram

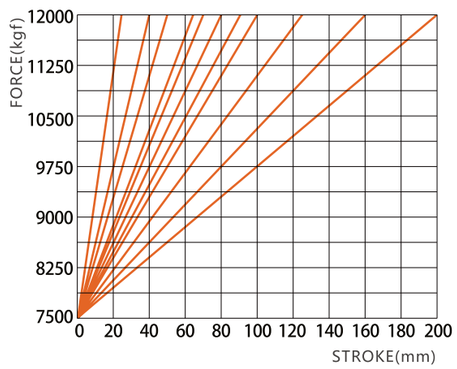

NB7500 마운팅베이스(Mounting Bases)

BH-7500

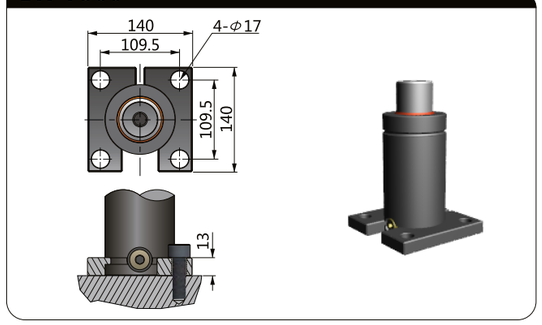

BS-7500

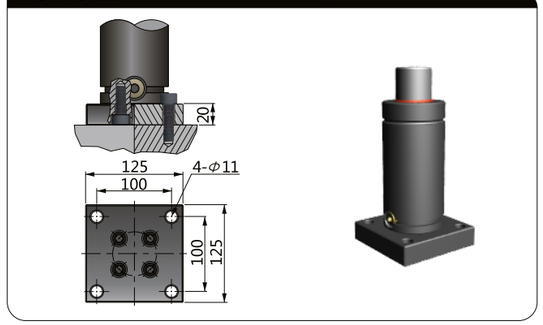

CBH-7500

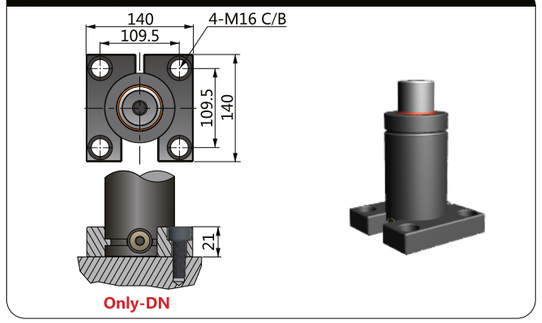

CBS-7500

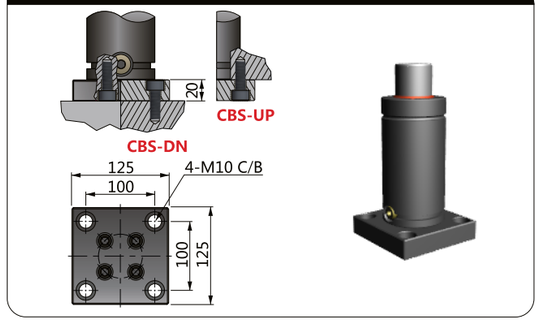

BC-7500

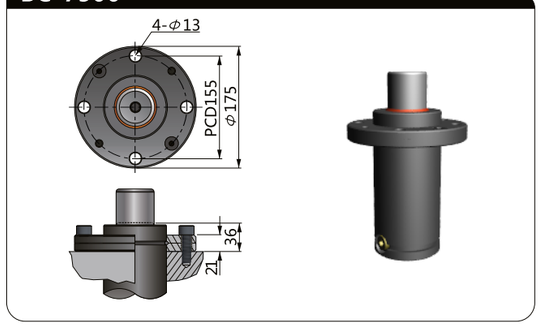

NF-7500

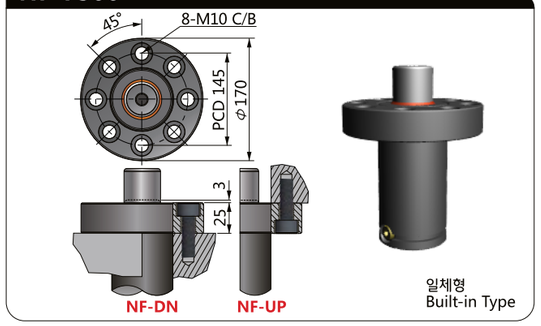

BF-BB-7500

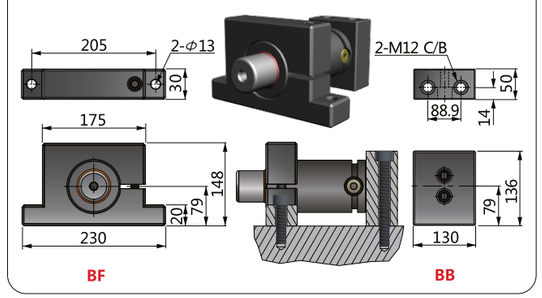

⚠주의 주문시 카운터보어 방향 DN/UP을 명기하여 주시기 바랍니다. 예)**NB7500-050-CBS-DN-QT04**
Please notify the direction of Counter - Bore when ordering「**CBS/NF**」

NS7500 NS Type

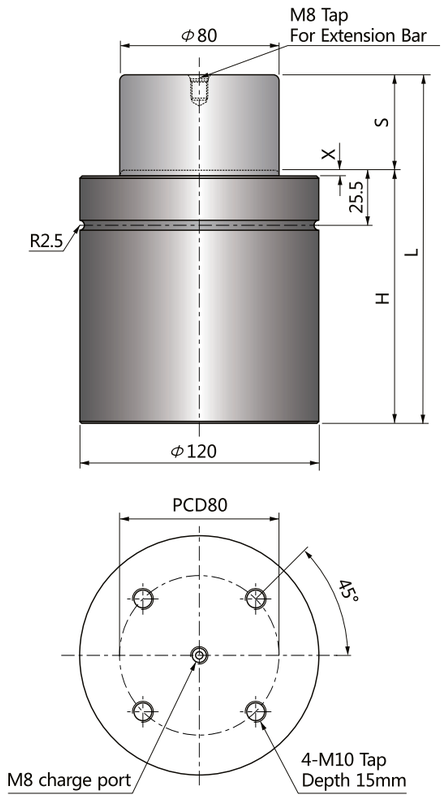

파워 콤팩트 실린더
Power Compact Cylinders

NS타입은 N타입 특성과 동일하나, 전체 높이가 낮아 금형 높이를 낮출 수 있습니다.
직경 19mm(100kgf)부터 120mm(7500kgf)까지 공급됩니다.
배관연결은 NSB타입을 적용하여 주십시오.

NS type has the same characteristics as N type but has shorter height to reduce the tooling height.
The size starts from cylinder dia. 19mm(100kgf) to 120mm(7500kgf).
Select the NSB type for hose connection.

코드 CODE	스트로크 S	H	L	X	FORCE(kgf) 초기하중 Fi	FORCE(kgf) 최대하중 Ff
NS7500-25	25	100	125	1	7500	12000
NS7500-40	40	115	155	1		
NS7500-50	50	125	175	1		
NS7500-65	65	140	205	1		
NS7500-70	70	145	215	1		
NS7500-80	80	160	240	1		
NS7500-90	90	170	260	1		
NS7500-100	100	190	290	1		
NS7500-125	125	225	350	3		
NS7500-160	160	270	430	3		
NS7500-200	200	320	520	3		

주의 : 배관연결형 사용불가
Not available Hose-connection

주문방법
Ordering

NS7500-□□□-□□-QT□□

- 주문수량 Ordering Quantity
- 장착용베이스/Mounting Base
- 스트로크/Stroke
- 초기하중/Initial Force

예)NS7500-050-BS-QT04

스트로크 구간별 스프링하중
Spring Force - Stroke Diagram

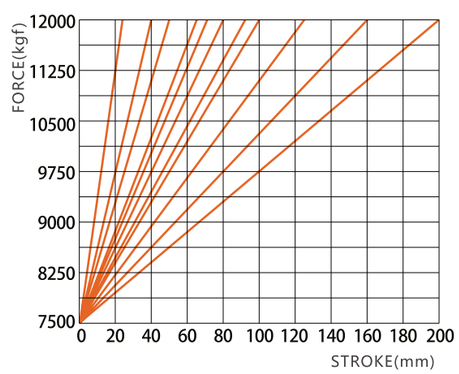

NS7500 마운팅베이스(Mounting Bases)

BS-7500

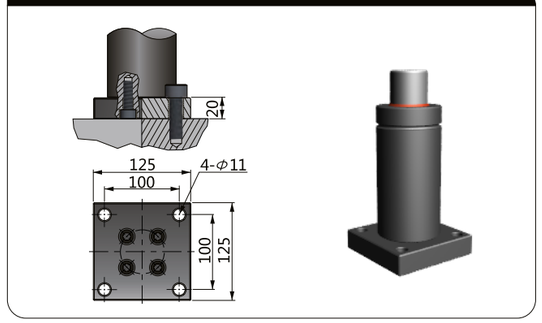

CBS-7500

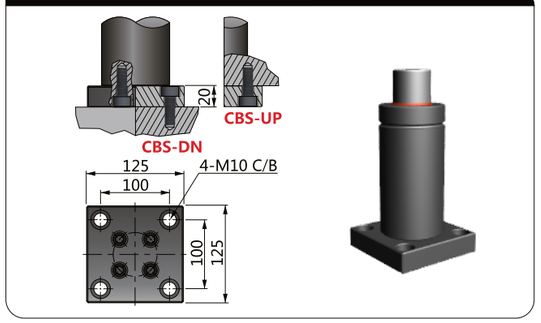

BC-7500

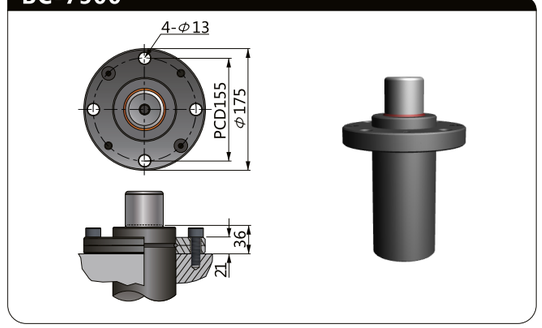

NF-7500

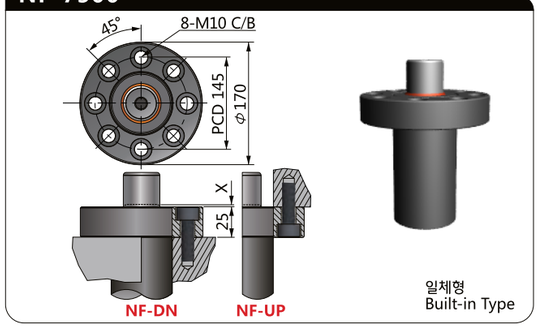

BF-BB-7500

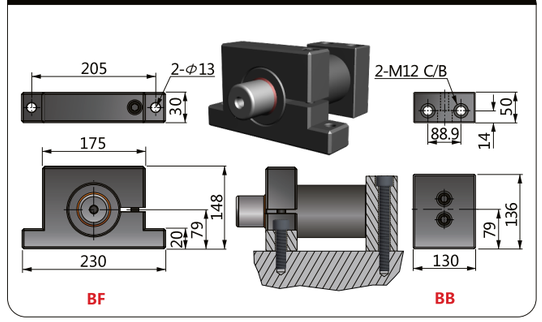

⚠주의 주문시 카운터보어 방향 DN/UP을 명기하여 주시기 바랍니다. 예)**NS7500-050-CBS-DN-QT04**
Please notify the direction of Counter - Bore when ordering「**CBS/NF**」

NSB7500 NSB Type

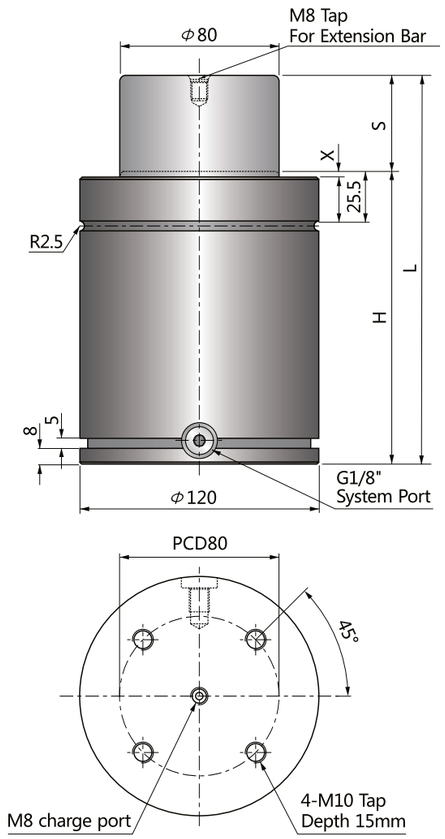

파워 콤팩트 실린더
Power Compact Cylinders
Grooved Type

NSB타입은 NS타입과 동일하나, BH 분할형 마운트 장착과 배관이 용이하도록 실린더 하단에 그루브와 배관용 포트가 장착되어 있으며 NS타입 대비 20mm가 높습니다.
실린더 직경 38mm(500kgf)부터 120mm(7500kgf)까지 공급됩니다.
NSB700부터 배관연결이 가능합니다.

NSB type has the same characteristics as NS type but has groove and side port for BH split type mount and hose connection.
20mm higher than NS type.
The size starts from cylinder dia. 38mm(1000kgf) to 120mm(7500kgf).
Hose connection is available from NSB700.

코드 CODE	스트로크 S	H	L	X	FORCE(kgf) 초기하중 Fi	FORCE(kgf) 최대하중 Ff
NSB7500-25	25	120	145	1	7500	12000
NSB7500-40	40	135	175	1		
NSB7500-50	50	145	195	1		
NSB7500-65	65	160	225	1		
NSB7500-70	70	165	235	1		
NSB7500-80	80	180	260	1		
NSB7500-90	90	190	280	1		
NSB7500-100	100	210	310	1		
NSB7500-125	125	245	370	3		
NSB7500-160	160	290	450	3		
NSB7500-200	200	340	540	3		

주의 : 배관연결형 사용가능
Available Hose-connection

주문방법
Ordering

NSB7500-□□□-□□-QT□□

- 주문수량 Ordering Quantity
- 장착용베이스/Mounting Base
- 스트로크/Stroke
- 초기하중/Initial Force

예)NSB7500-050-BS-QT04

스트로크 구간별 스프링하중
Spring Force - Stroke Diagram

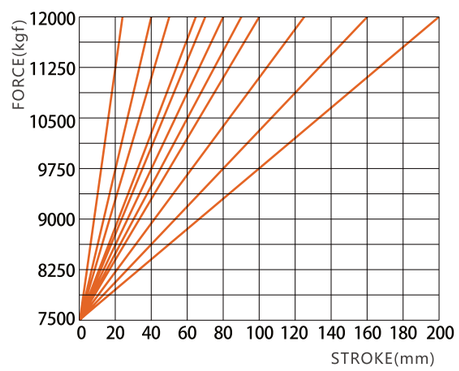

NSB7500 마운팅베이스(Mounting Bases)

BH-7500

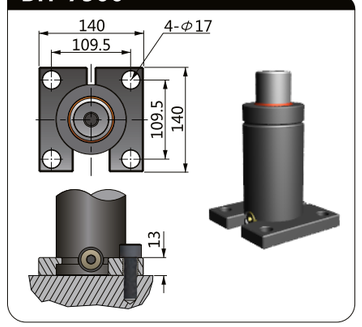

BS-7500

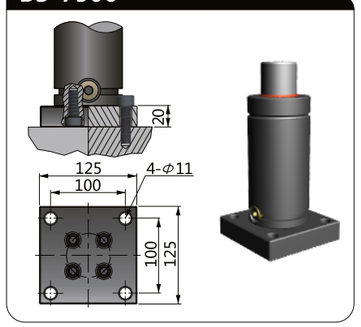

BL-7500

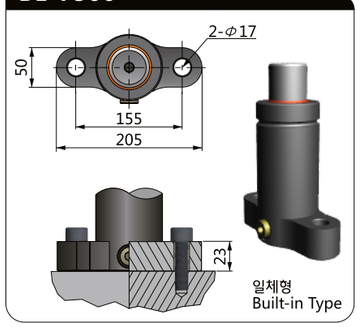

CBH-7500

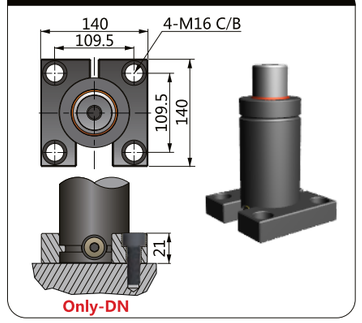

CBS-7500

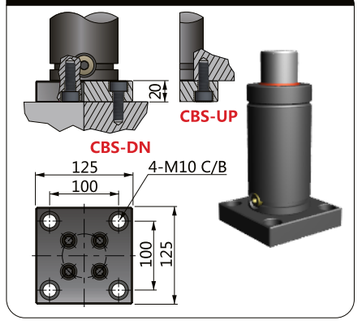

CBL-7500

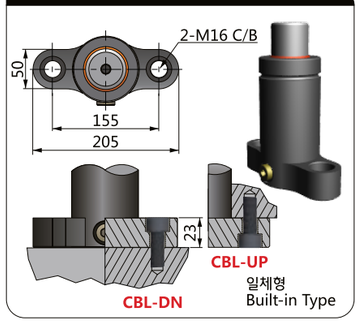

BM-7500

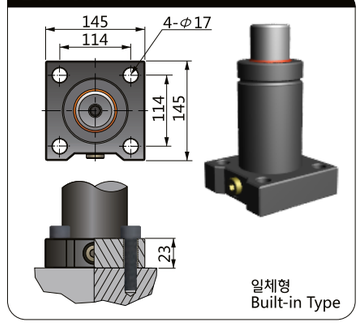

CBM-7500

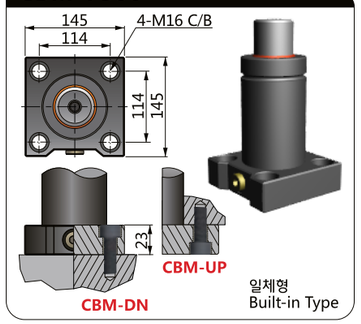

BC-7500

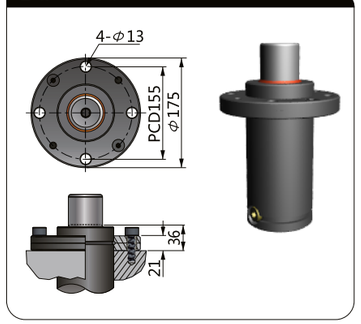

NF-7500

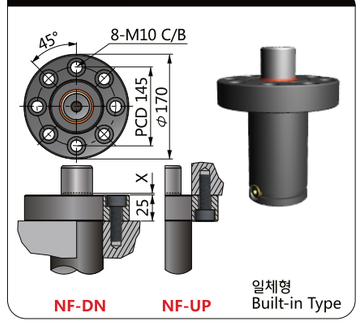

BF-BB-7500

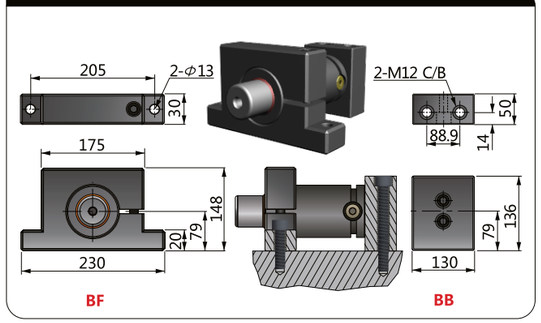

⚠주의 주문시 카운터보어 방향 DN/UP을 명기하여 주시기 바랍니다. 예)**NSB7500-050-CBS-DN-QT04**
Please notify the direction of Counter - Bore when ordering 「CBS/CBM/CBL/NF」

NSC7500 NSC Type

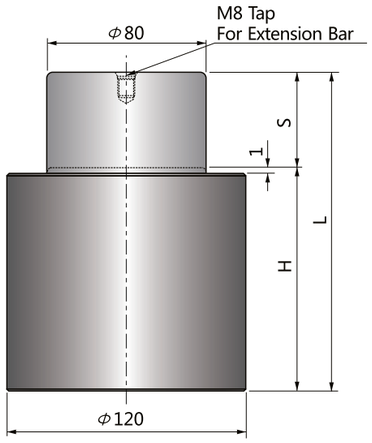

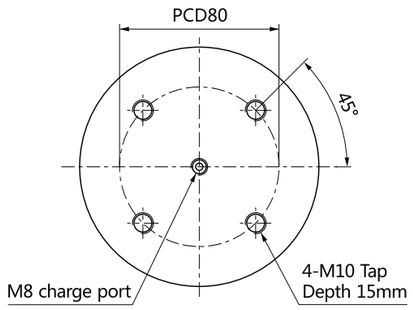

파워 콤팩트 실린더
Power Compact Cylinders

NSC타입은 NS타입 특성과 동일하나, 더 작은 사이즈 제품으로 금형 높이를 더욱 최소화할 수 있습니다.
실린더 직경 19mm(100kgf)부터 120mm(7500kgf)까지 공급됩니다.

NSC type has the same characteristics as NS type but very suitable to minimize the tooling height due to the shorter height compared with NS type.
The size starts from cylinder dia. 19mm(100kgf) to 120mm(7500kgf).

코드 CODE	스트로크 S	H	L	FORCE(kgf)	
				초기하중 Fi	최대하중 Ff
NSC7500-10	10	70	80	7500	12000
NSC7500-15	15	75	90		
NSC7500-25	25	85	110		
NSC7500-40	40	100	140		
NSC7500-50	50	110	160		
NSC7500-65	65	125	190		
NSC7500-70	70	130	200		
NSC7500-80	80	140	220		
NSC7500-90	90	150	240		
NSC7500-100	100	160	260		

주의 : 배관연결형 사용불가
Not available Hose-connection

주문방법
Ordering

NSC7500-□□□-□□-QT□□

- 주문수량 Ordering Quantity
- 장착용베이스/Mounting Base
- 스트로크/Stroke
- 초기하중/Initial Force

예)NSC7500-050-BS-QT04

스트로크 구간별 스프링하중
Spring Force - Stroke Diagram

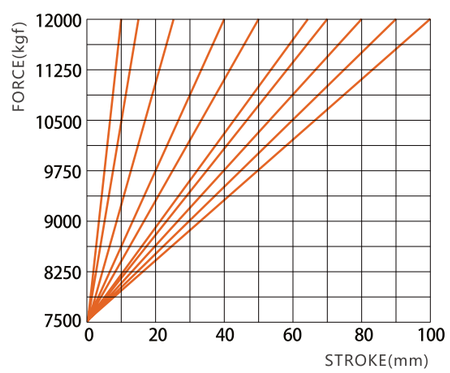

NSC7500 마운팅베이스(Mounting Bases)

BS-7500

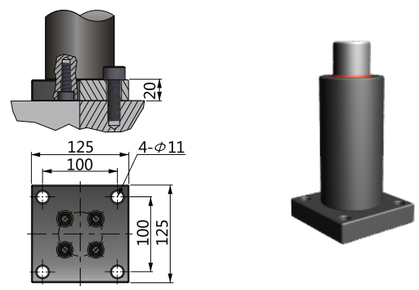

CBS-7500

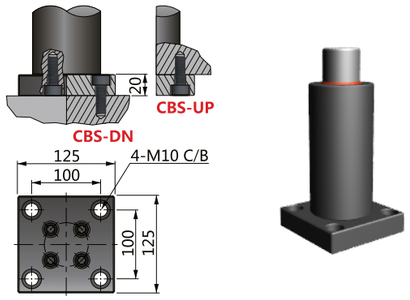

NF-7500

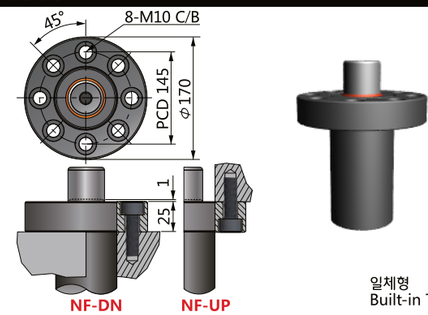

BF-BB-7500

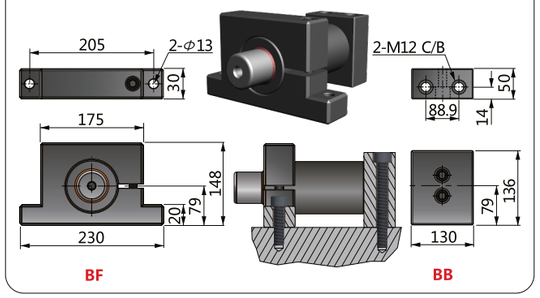

주의 주문시 카운터보어 방향 DN/UP을 명기하여 주시기 바랍니다. 예)**NSC7500-050-CBS-DN-QT04**
Please notify the direction of Counter - Bore when ordering 「**CBS/NF**」

NC7500 NC Type

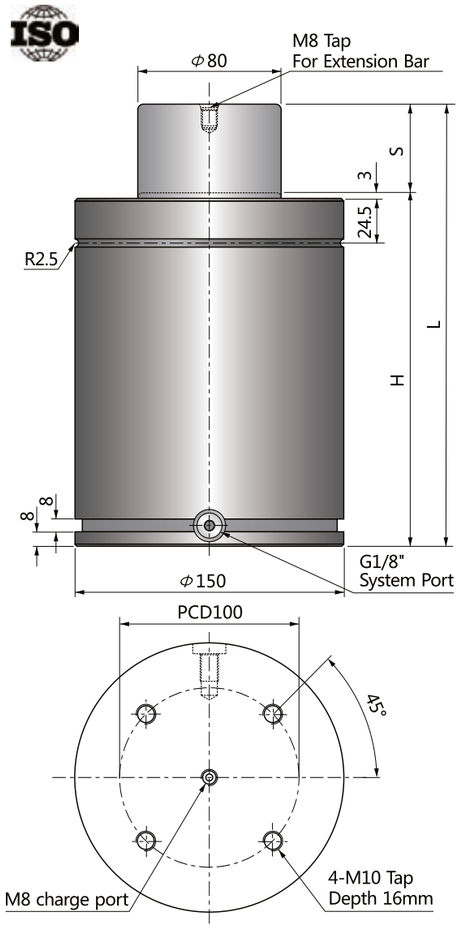

ISO11901 스탠다드 실린더

ISO11901 Standard Cylinders

NC타입은 ISO11901 표준규격을 채택하여 호환성이 우수합니다.
직경 38mm(250kgf)부터 195mm(10000kgf)까지 공급되며,
NC500 부터 배관연결이 가능합니다.

NC type corresponds to ISO11901 standard and keep the compatibility.
The size starts from cylinder dia. 38mm(250kgf) to 195mm(10000kgf).
Hose connection is available from NC500.

코드 CODE	스트로크 S	H	L	FORCE(kgf) 초기하중 Fi	FORCE(kgf) 최대하중 Ff
NC7500-25	25	180	205	7500	12000
NC7500-40	40	195	235		
NC7500-50	50	205	255		
NC7500-65	65	220	285		
NC7500-70	70	225	295		
NC7500-80	80	235	315		
NC7500-90	90	245	335		
NC7500-100	100	255	355		
NC7500-125	125	280	405		
NC7500-160	160	315	475		
NC7500-200	200	355	555		
NC7500-250	250	405	655		
NC7500-300	300	455	755		

주의 : 배관연결형 사용가능
Available Hose-connection

주문방법 Ordering

NC7500-□□□-□□-QT□□

- 주문수량 Ordering Quantity
- 장착용베이스/Mounting Base
- 스트로크/Stroke
- 초기하중/Initial Force

예)NC7500-050-BS-QT04

스트로크 구간별 스프링하중 Spring Force - Stroke Diagram

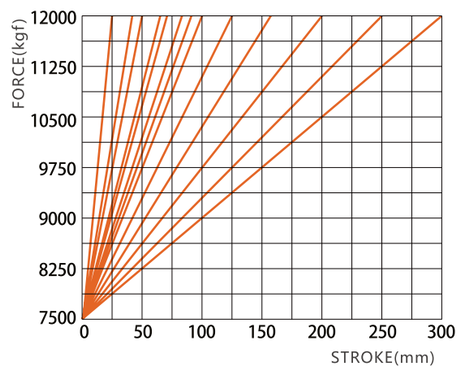

NC7500 마운팅베이스(Mounting Bases)

BH-7500NC

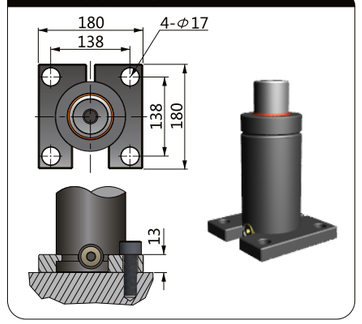

BS-7500NC

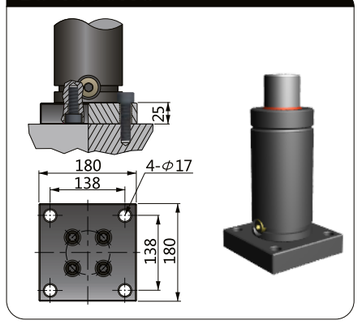

BL-7500NC

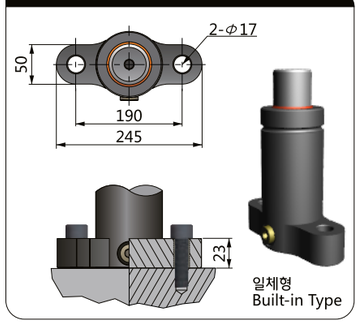

CBH-7500NC

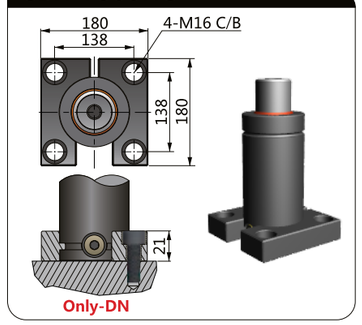

CBS-7500NC

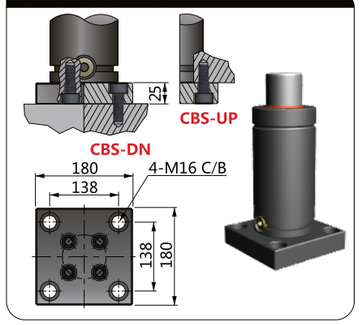

CBL-7500NC

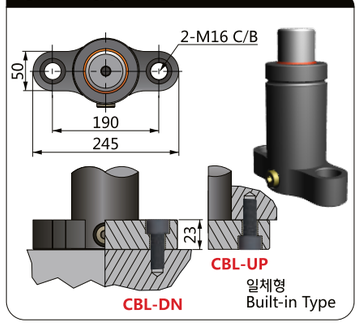

BM-7500NC

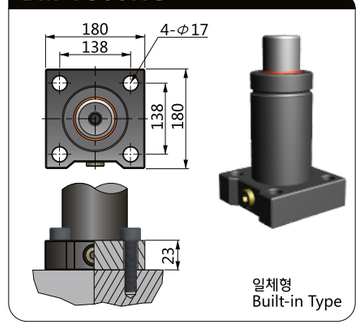

CBM-7500NC

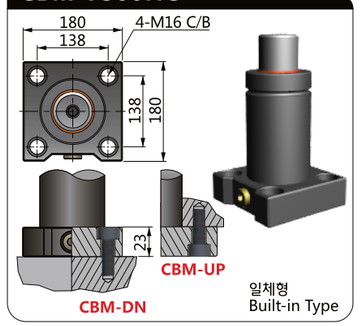

BC-7500NC

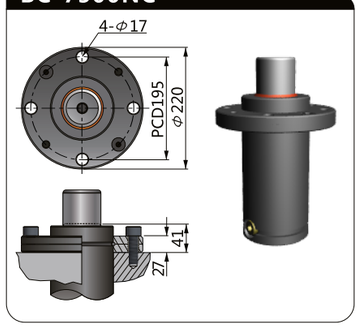

NF-7500NC

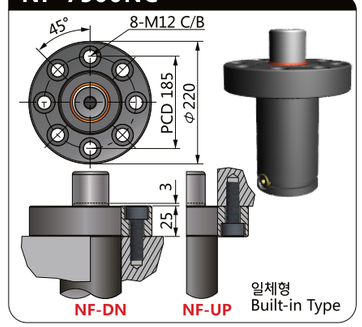

⚠주의 주문시 카운터보어 방향 DN/UP을 명기하여 주시기 바랍니다. 예)**NC7500-050-CBS-DN-QT04**
Please notify the direction of Counter - Bore when ordering 「CBS/CBM/CBL/NF」

NT9500 NT Type

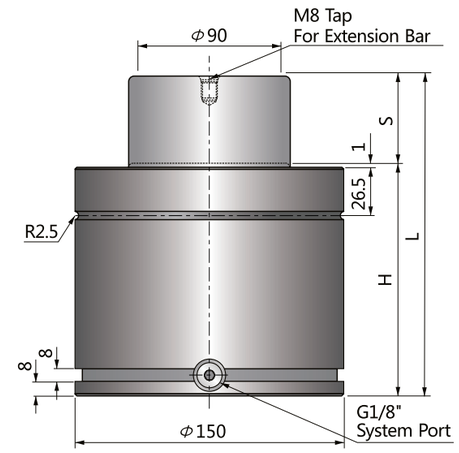

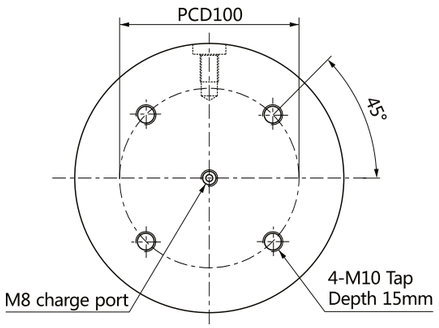

슈퍼 콤팩트 실린더
Super Compact Cylinders

NT 타입의 특성은 N 타입과 동일하며, 같은 사이즈의 실린더 중에서 전체 높이가 가장 낮아 금형 높이를 더욱 최소화 할 수 있으며, NT1000부터 배관연결이 가능합니다.
직경 19mm(170kg)부터 150mm(9500kg) 까지 공급됩니다.

NT type has same characteristics with N type and has shortest height among same size cylinders, suitable to minimize the tooling height and able to hose connection from NT1000.
The size starts from 19mm(170kg) to 150mm(9500kg).

코드 CODE	스트로크 S	H	L	FORCE(kgf)	
				초기하중 Fi	최대하중 Ff
NT9500-19	19	97	116	9500	15200
NT9500-25	25	103	128		
NT9500-32	32	110	142		
NT9500-38	38	116	154		
NT9500-50	50	128	178		
NT9500-63	63	141	204		
NT9500-75	75	153	228		
NT9500-80	80	158	238		
NT9500-100	100	178	278		
NT9500-125	125	203	328		

주의 : 배관연결형 사용가능
Available Hose-connection

주문방법
Ordering

NT9500-□□□-□□-QT□□

- 주문수량 Ordering Quantity
- 장착용베이스/Mounting Base
- 스트로크/Stroke
- 초기하중/Initial Force

예)NT9500-050-BS-QT04

스트로크 구간별 스프링하중
Spring Force - Stroke Diagram

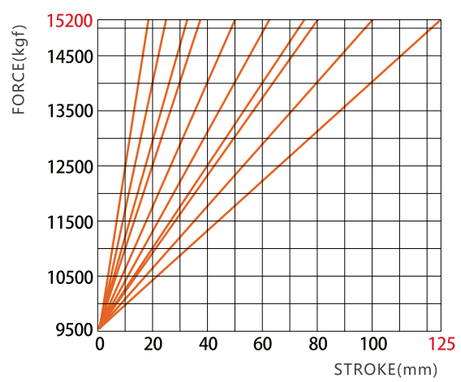

NT9500 마운팅베이스(Mounting Bases)

BH-9500

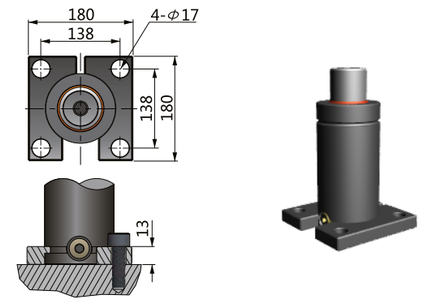

BS-9500

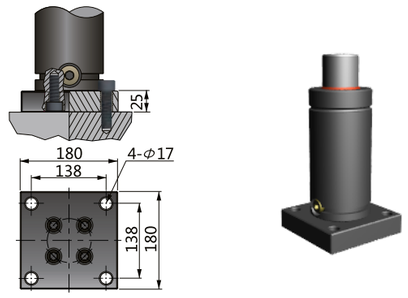

CBS-9500

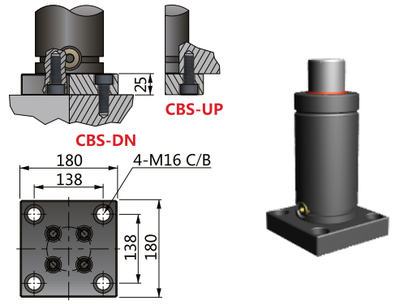

BC-9500

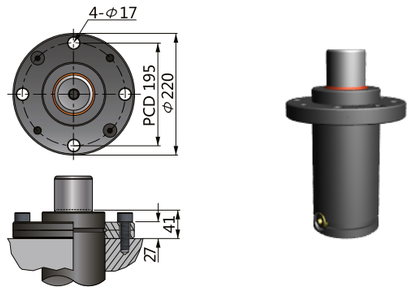

BP-9500NT

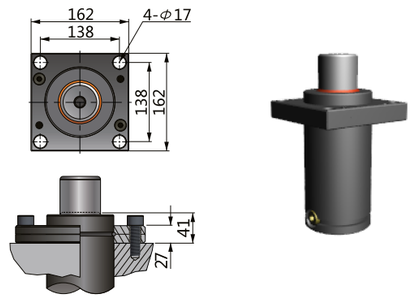

BF-BB-9500NT

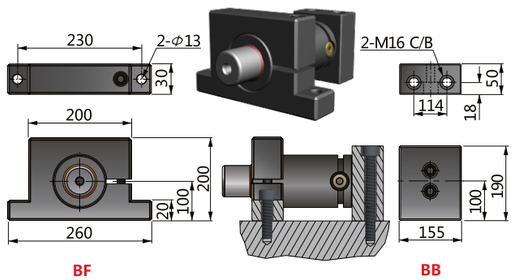

9500 Series

⚠주의 주문시 카운터보어 방향 DN/UP을 명기하여 주시기 바랍니다. 예)**NT9500-050-CBS-DN-QT04**
Please notify the direction of Counter - Bore when ordering「**CBS**」

NTT9500 NTT Type

NEW!

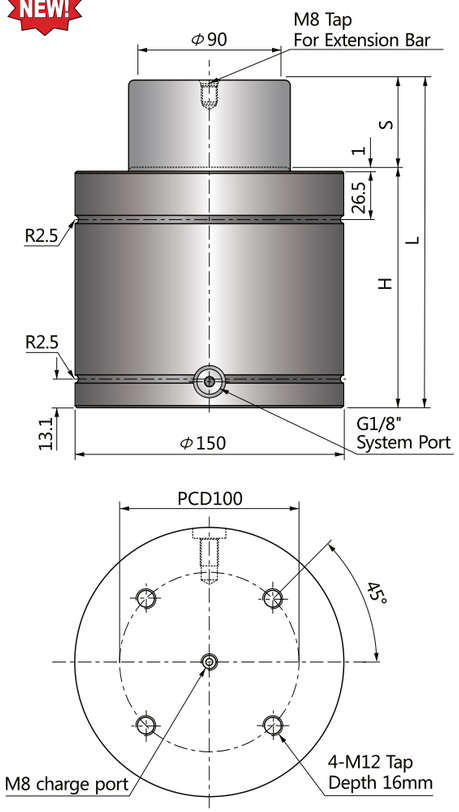

슈퍼 콤팩트 실린더
Super Compact Cylinders

NTT타입 특성은 NT타입과 동일하나, 강력한 장착을 위하여 고정용 탭의 칫수가 한 단계 크며 나사산의 깊이도 더욱 긴 16mm입니다.
NTT1000부터 배관연결이 가능합니다.
직경 32mm(350kgf)부터 150mm(9500kgf)까지 공급됩니다.

NTT type has same characteristics as NT type but has bigger tap size and 16mm thread dept for more secure mounting.
Available hose connection from NTT1000.
The size starts from 32mm(350kg) to 150mm(9500kg).

코드 CODE	스트로크 S	H	L	FORCE(kgf) 초기하중 Fi	FORCE(kgf) 최대하중 Ff
NTT9500-19	19	97	116	9500	15200
NTT9500-25	25	103	128		
NTT9500-32	32	110	142		
NTT9500-38	38	116	154		
NTT9500-50	50	128	178		
NTT9500-63	63	141	204		
NTT9500-75	75	153	228		
NTT9500-80	80	158	238		
NTT9500-100	100	178	278		
NTT9500-125	125	203	328		

주의 : 배관연결형 사용가능
Available Hose-connection

주문방법
Ordering

NTT9500-□□□-□□-QT□□

- 주문수량 Ordering Quantity
- 장착용베이스/Mounting Base
- 스트로크/Stroke
- 초기하중/Initial Force

예)NTT9500-050-BP-QT04

스트로크 구간별 스프링하중
Spring Force - Stroke Diagram

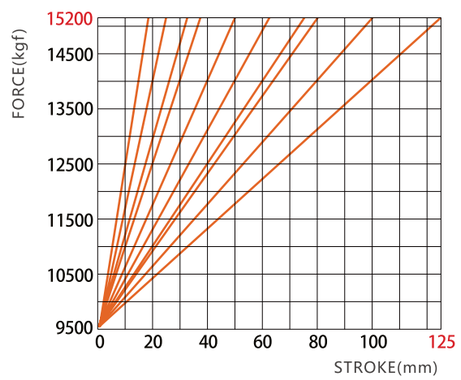

NTT9500 마운팅베이스(Mounting Bases)

BC-9500NTT

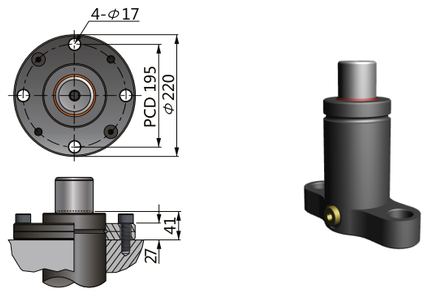

LBP-9500NTT

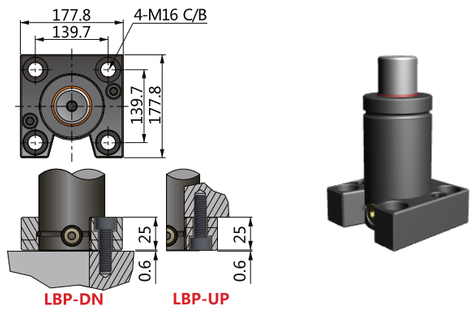

BP-9500NTT

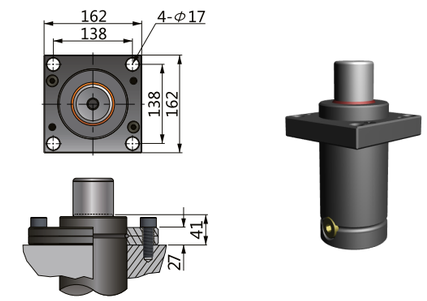

9500 Series

⚠주의 주문시 카운터보어 방향 DN/UP을 명기하여 주시기 바랍니다. 예)**NTT9500-050-LBP-DN-QT04**
Please notify the direction of Counter - Bore when ordering「**LBP**」

NC10000 NC Type

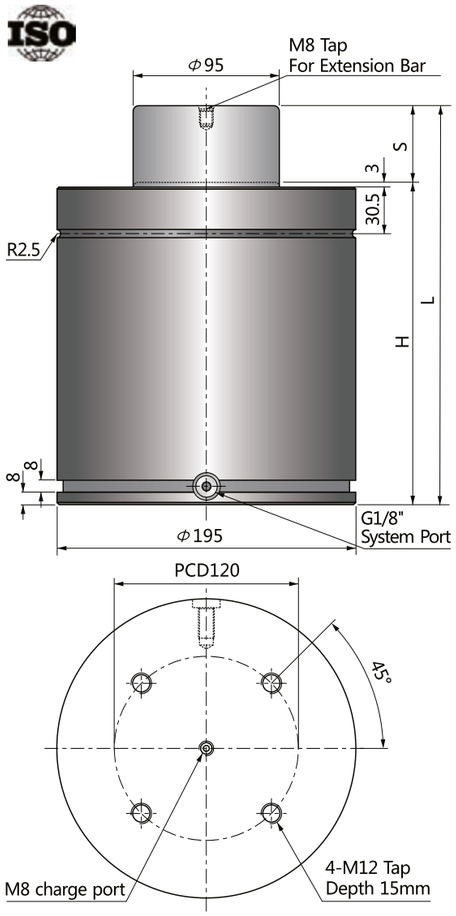

ISO11901 스탠다드 실린더

ISO11901 Standard Cylinders

NC타입은 ISO11901 표준규격을 채택하여 호환성이 우수합니다.
직경 38mm(250kgf)부터 195mm(10000kgf)까지 공급되며,
NC500 부터 배관연결이 가능합니다.

NC type corresponds to ISO11901 standard and keep the compatibility.
The size starts from cylinder dia. 38mm(250kgf) to 195mm(10000kgf).
Hose connection is available from NC500.

코드 CODE	스트로크 S	H	L	FORCE(kgf) 초기하중 Fi	FORCE(kgf) 최대하중 Ff
NC10000-25	25	185	210	10000	16000
NC10000-40	40	200	240		
NC10000-50	50	210	260		
NC10000-65	65	225	290		
NC10000-70	70	230	300		
NC10000-80	80	240	320		
NC10000-90	90	250	340		
NC10000-100	100	260	360		
NC10000-125	125	285	410		
NC10000-160	160	320	480		
NC10000-200	200	360	560		
NC10000-250	250	410	660		
NC10000-300	300	460	760		

주의 : 배관연결형 사용가능
Available Hose-connection

주문방법 Ordering

NC10000-□□□-□□-QT□□

- 주문수량 Ordering Quantity
- 장착용베이스/Mounting Base
- 스트로크/Stroke
- 초기하중/Initial Force

예)NC10000-050-BS-QT04

스트로크 구간별 스프링하중 Spring Force - Stroke Diagram

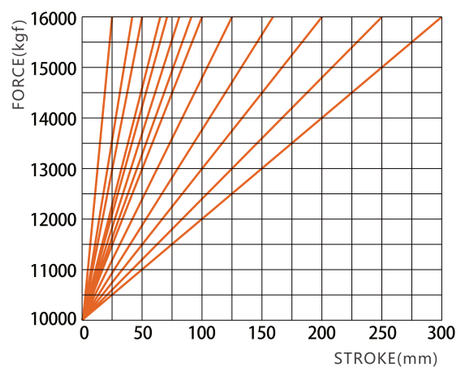

NC10000 마운팅베이스(Mounting Bases)

BH-10000NC

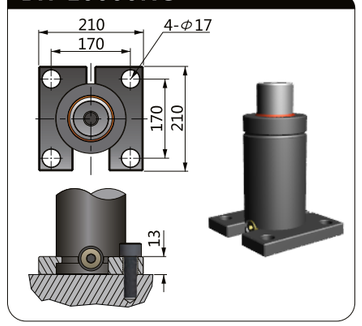

BS-10000NC

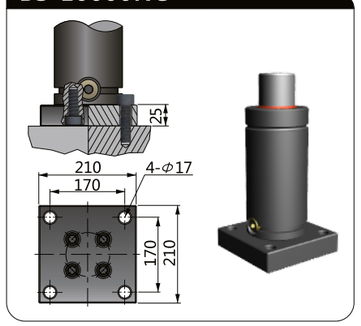

BL-10000NC

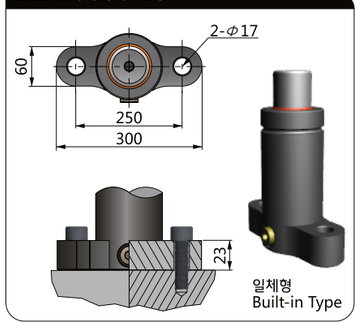

CBH-10000NC

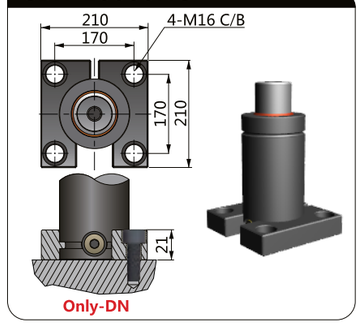

CBS-10000NC

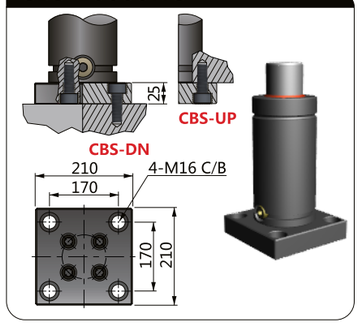

CBL-10000NC

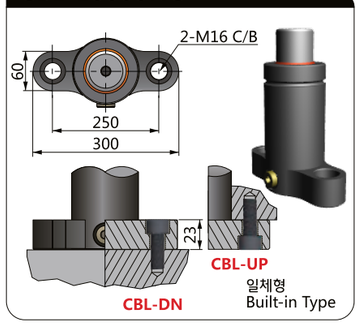

BM-10000NC

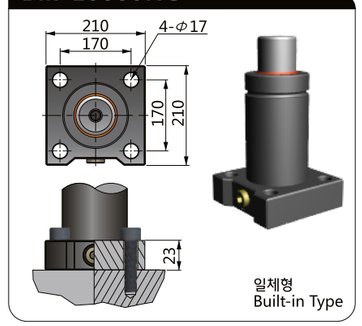

CBM-10000NC

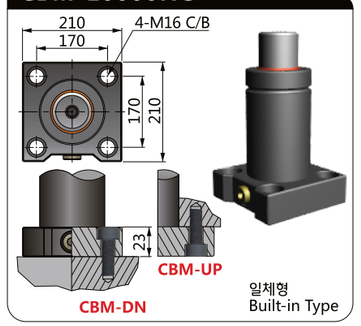

BC-10000NC

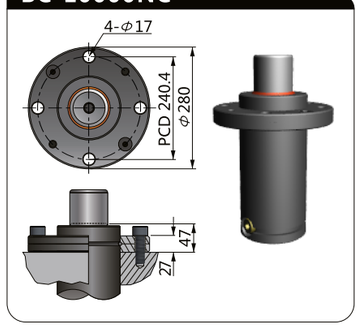

NF-10000NC

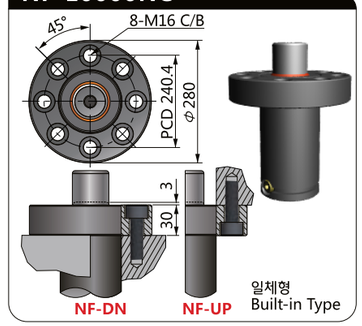

⚠주의 주문시 카운터보어 방향 DN/UP을 명기하여 주시기 바랍니다. 예)**NC10000-050-CBS-DN-QT04**
Please notify the direction of Counter - Bore when ordering 「CBS/CBM/CBL/NF」

NP10000 NP Type

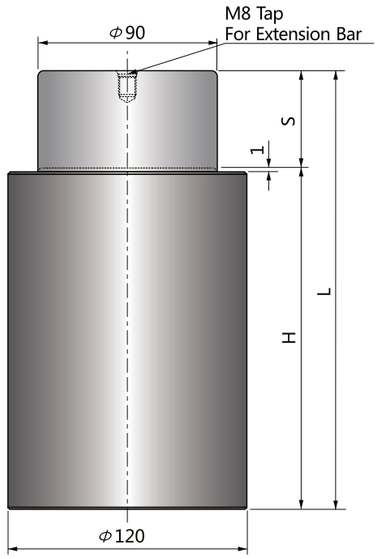

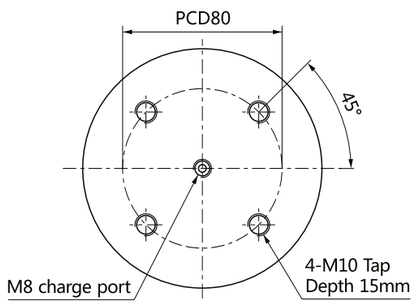

슈퍼 파워 실린더
Super Power Cylinders

NP타입은 N타입 대비 2배, NC(ISO11901)타입 대비 3배 이상의 스프링 능력을 보유하여 금형 내 공간 활용성을 극대화하여 줍니다.
실린더 직경 25mm(400kgf)부터 120mm(10000kgf)까지 공급됩니다.

NP type maximizes the space applications in stamping tools thanks to double and more than 3 times stronger power compared with N type and NC ISO11901 type.
The size starts from cylinder dia. 25mm(400kgf) to 120mm(10000kgf).

코드 CODE	스트로크 S	H	L	FORCE(kgf)	
				초기하중 Fi	최대하중 Ff
NP10000-10	10	90	100	10000	16000
NP10000-15	15	100	115		
NP10000-25	25	120	145		
NP10000-50	50	170	220		

주의 : 배관연결형 사용불가
Not available Hose-connection

주문방법
Ordering

NP10000-□□□-□□-QT□□

- 주문수량 Ordering Quantity
- 장착용베이스/Mounting Base
- 스트로크/Stroke
- 초기하중/Initial Force

예)NP10000-050-BS-QT04

스트로크 구간별 스프링하중
Spring Force - Stroke Diagram

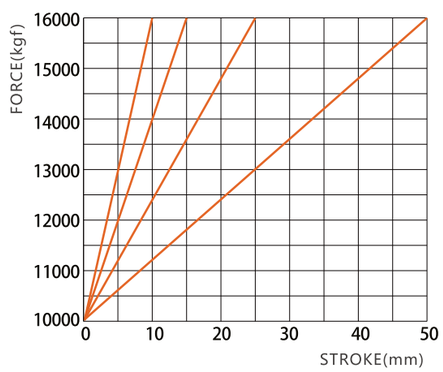

NP10000 마운팅베이스(Mounting Bases)

BS-10000NP

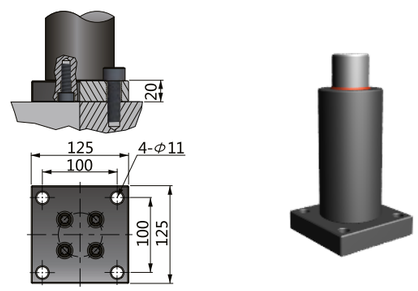

CBS-10000NP

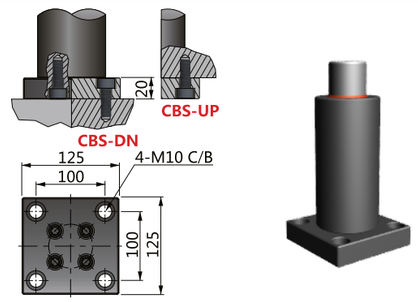

⚠주의 주문시 카운터보어 방향 DN/UP을 명기하여 주시기 바랍니다. 예)**NP10000-050-CBS-DN-QT04**
Please notify the direction of Counter - Bore when ordering「CBS」

10000 Series

시스템 설치 System Fitting

호스 연결형 실린더 System Connected Cylinders



실린더 직경 45mm이상의 베스텍 실린더는 배관을 이용, 연결 사용할 수 있습니다. 스프링 하중의 제어나, 금형 내 균일한 힘이 요구될 경우 또는 낮은 압축비를 얻고자 할 경우 사용하여 주십시오.
단 NS, NSC, NP형은 배관연결이 불가합니다.

All of BESTEC Cylinders except NS, NSC and NP types can be connected from dia.45mm upward to control the pressure or to maintain equivalent spring forces or to get the low pressure increasing factor in tooling system.

호스연결형 실린더 주문시 "SYS"를 명기하여 주십시오. 압력 충진 없이 공급됩니다.
Please notify with suffix 'SYS' when place an order for the cylinders.

예 : NSB1000-100-BM-SYS-QT4

실린더 연결순서 How To Connect Cylinders

1. 실린더 하부의 충진 밸브에 BDB-M8 볼트를 이용 완전 감압시킨다.
2. 감압된 실린더의 로드를 손으로 눌러 5mm정도 남겨 놓는다.
3. 5mm 육각렌치를 이용 실린더 측면의 플러그를 해체한다.
4. 실린더 측면의 배관구에 적정한 배관용 피팅류를 선정하여 손으로 힘껏 조여 놓는다.
5. No.14 스패너로 1번 실린더에서 콘트롤 패널까지 배관 조인트를 완전하게 조인다.
6. 준비된 실린더를 금형내 정위치에 거치하고 적정한 길이의 호스를 이용하여 1번 실린더에서 마지막 BCP-315콘트롤 패널까지 연결한다.
7. 실린더를 장착용 볼트로 완전하게 조인다.
8. No.16 육각렌치로 1번 실린더에서 콘트롤 패널까지 배관 조인트를 완전하게 조인다.
9. BCU-150 충진기를 BCP-315 패널에 퀵-커플러로 연결하여 설계 압력까지 충진한다.
10. 버블 체커를 이용하여 누기 사항을 점검한다.

주의 : 모든 작업은 이물질이 없는 청정 환경에서 시행하여야 합니다.
주의 : 연결부에 배관용 록타이트-577 사용을 권장합니다.

1. Discharge the gas using the BDB-M8 bolt at bottom valve of cylinder.
2. Push down the rod and keep the piston rod about 5mm from top of cylinder body.
3. Remove the side plug using 5mm hexagonal wrench.
4. Insert the appropriate fittings and fasten by hand tightly.
5. Fix the fittings to regular positions and fasten tightly with No.14 spanner.
6. Fix the cylinders to the regular positions in the tool and connect the hoses from the 1st cylinder to BCP-315 control panel.
7. Secure the cylinders by installing bolts.
8. Fasten all the joints tightly from 1st cylinder to the panel using No.16 hexagonal wrench.
9. Charging the N_2 gas to its calculated pressure by connect the quick coupler between the BCU-150 charging unit and BCP-315 control panel.
10. Check the leakages by bubble checker.

Caution : All the processes must be done under clean circumstances.
Recommendation : Using Loctite-577 to all the joint parts.

시스템 설치 예도 Fitting Example

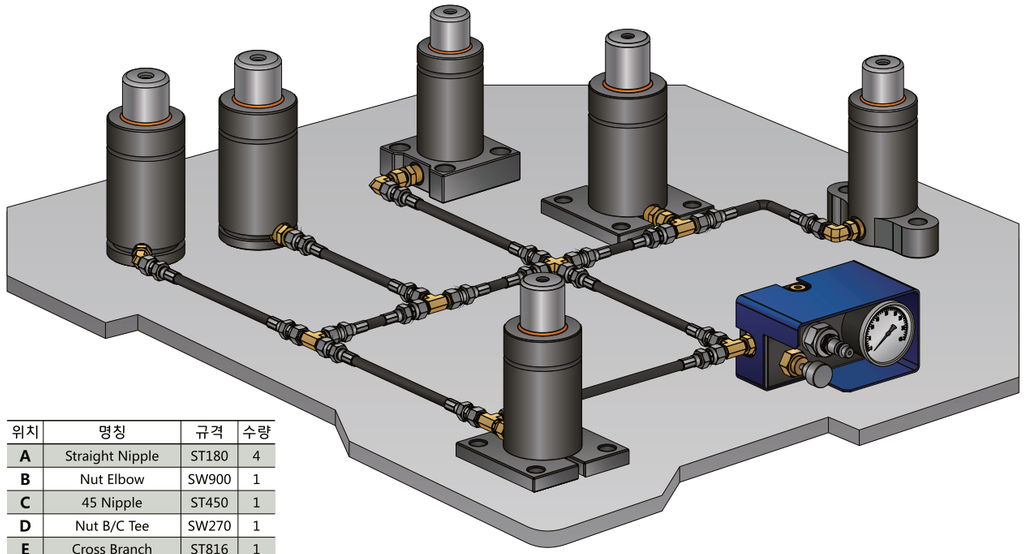

위치	명칭	규격	수량
A	Straight Nipple	ST180	4
B	Nut Elbow	SW900	1
C	45 Nipple	ST450	1
D	Nut B/C Tee	SW270	1
E	Cross Branch	ST816	1
F	T Branch	ST716	2
G	Y Nipple	ST270	1
H	Nut B/C Tee	SW280	1
I	90 Nipple	ST900	1
J	System Control Panel	BCP-315	1
K	Swivel	PHS	20
L	Hose	PH-200	5
M	Hose	PH-150	1
O	Hose	PH-100	3
P	Hose	PH-130	1

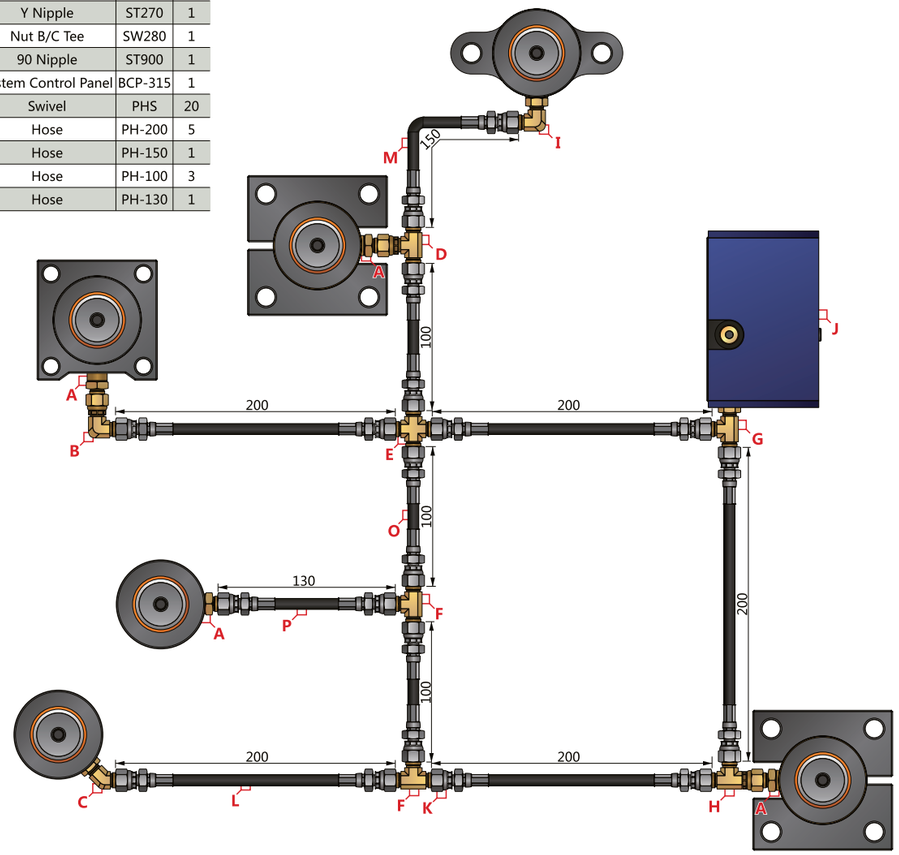

연결용 호스/스위벨 PH/PHS Hose & Swivel

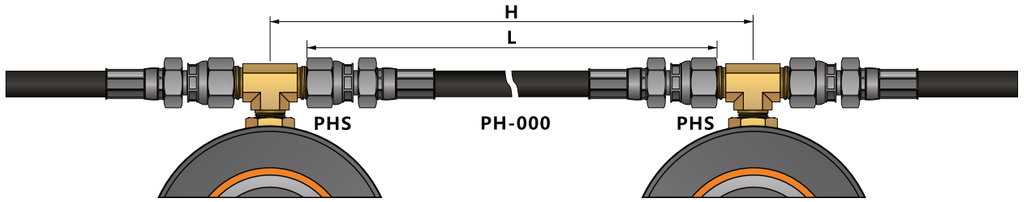

Length L=(H-25) X 1.05 / 최소길이는170mm. Min, Length : 170mm.

규 격	Hmax mm	L mm	규 격	Hmax mm	L mm	규 격	Hmax mm	L mm
PH150	170	150	PH350	358	350	PH800	787	800
PH175	192	175	PH400	406	400	PH900	882	900
PH200	215	200	PH500	501	500	PH1000	977	1000
PH250	263	250	PH600	596	600	PH1200	1167	1200
PH300	311	300	PH700	692	700	PH1500	1454	1500

▶ 호스길이 선정식/Calculation Hose Length

L=(H-25) X 1.05 스위벨을 포함한 최소 호스 길이 L=170mm Minimum length L including swivels is 170mm.

■ 규격PH-000 : 실린더연결용 호스 주문시 mm환산 길이로 표시하여 주십시오.
Standard PH-000 : Hose for connecting cylinder, For ordering, please mark as conversion length of mm.

■ 규격PHS : 주문시 사용수량을 명기하여 주십시오.(통상 호스 수량의 2배)
Standard PHS : Swivel, For ordering, please write use quantity clearly.(Ordinarily, 2 times of hose quantity)
*국내주문시 사용길이와 수량을 명기하여 주시면PHS+PH-000+PHS를 세트화 하여 공급합니다.
For domestic ordering, we supply as sets of PHS+PH000+PHS if you write use length & quantity clearly.

▶ 호스제원/Properties of Hose

항 목	Articles	단위 / Unit	Values
외 경	Out Diameter	mm	8.4
최소굴곡반경	Min.Bending Radius	mm	13
사 용 압 력	Working Pressure	bar	415
파 열 압 력	Bursting Pressure	bar	1600
작 동 온 도	Working Temperature	°C	-40 ~ +93

멀티 디스트리뷰터 BMD-10 Multi Distributor

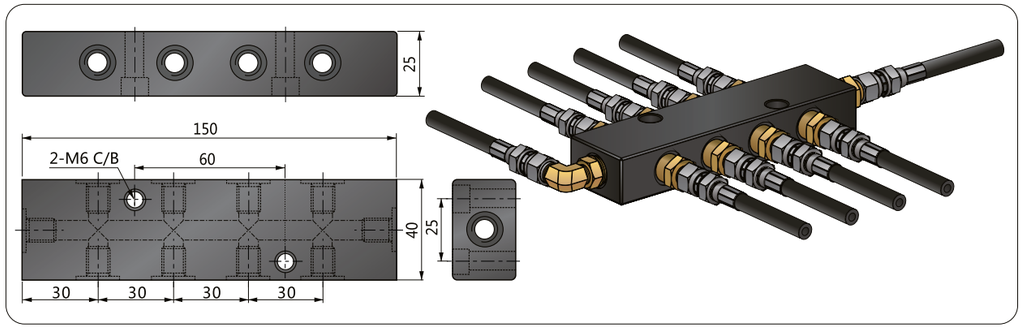

별도의 배관용 피팅이 필요 없어 시스템 연결이 쉽습니다. 또한 멀티 디스트리뷰터 끼리 연결할 수 있어 실린더 연결 수량을 무한히 확장 할 수 있습니다. 특히 좁은 공간에서 호스 연결이 어려울 경우 STL-180니플과 SW-180조인트를 조합하면 호스 없이 시스템 구성이 가능합니다.

Multi-distributer allows Interconnection of several cylinders without tee and elbow, also distributer can be connected to each other so the cylinders can be connected infinitely.
Especially in small space, cylinders can be interconnected without hose if use ST-180 straight nipple and SW-180 swivel joint.

시스템제어 패널 BCP-315 System Control Panel

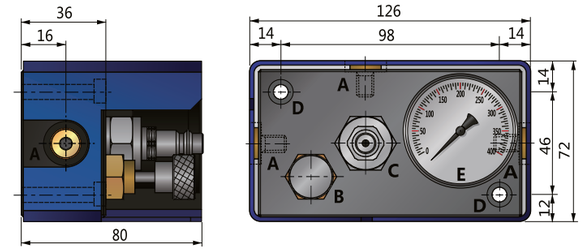

A. 연결용 포트 / Connection Ports G1/8 **B**. 감압 밸브 / Discharging Valve **C**. 충진 밸브 / Charging Valve
D. 고정용 볼트홀 / 2 Fixing holes M6 Hex **E**. 압력 게이지 / Pressure Gauge

퀵-커플러 차징 유니트 BCU-150 Quick Coupler Charging Unit

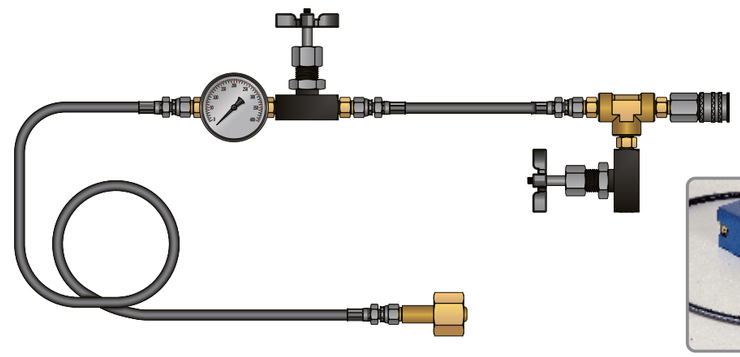



BCP-315 제어패널의 충진밸브와 퀵커플링으로 연결되어 신속하게 충진할 수 있습니다.

Fit the quick coupler to charging valve in BCP-315 for filling gas.

충진용 아답터 Charging Adapter

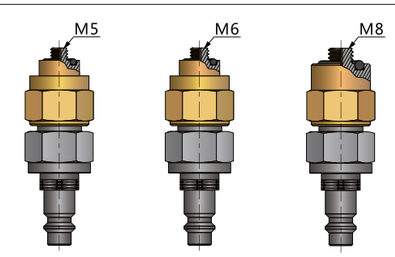

BCB-M5 BCB-M6 BCB-M8

감압용 아답터 Discharging Adapter

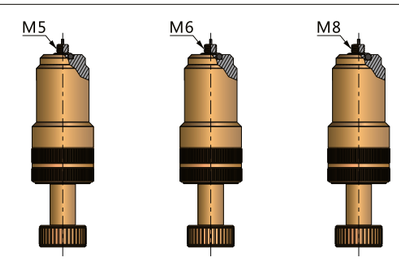

BDB-M5 BDB-M6 BDB-M8

실린더↔호스 연결용 피팅 Cylinder to Hose

규격 STL180

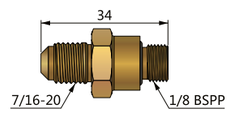

규격 ST900

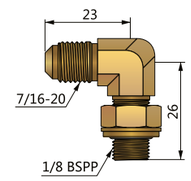

규격 ST450

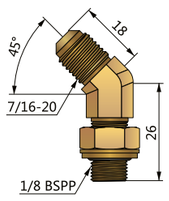

규격 ST270

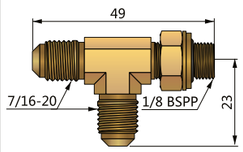

규격 STT18

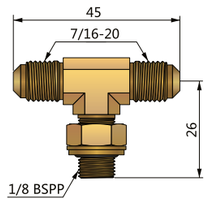

규격 SW180

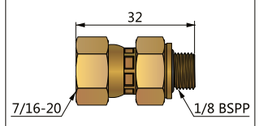

호스↔호스 연결용 피팅 Hose to Hose

규격 ST716

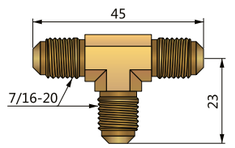

규격 ST816

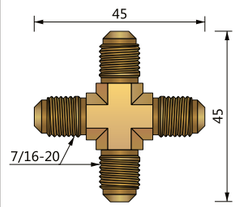

규격 ST916

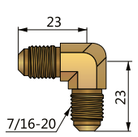

규격 SW450

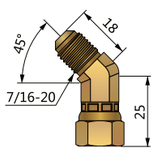

규격 SW270

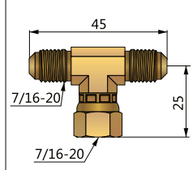

규격 SW900

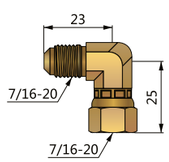

규격 SW280

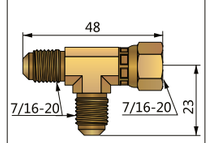

어큐뮤레이터 BAT-000 Accumulator

가스 실린더의 압력상승 비율을 낮추어 균등한 스프링력이 필요한 경우 사용하여 주십시오.
참고 : BESTEC CYLINDER 전 규격품의 정격 압력 상승비(종압/초압)≒1.6입니다.

Accumulator in interconnected cylinders gives a lower pressure build-up during operation, hence maintains some what equivalent pressure in system cylinder.
For your information all of BESTEC cylinders pressure build-up factor is about 1.6.

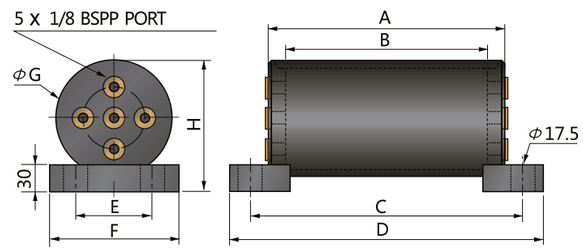

압력상승비율

$$\text{FACTOR} \cong \frac{V_b+(n\times V_c)}{V_b+\{n\times(V_c-S_t\times A_p)\}}$$

V_b = Accumulator Volume(㎤)
V_c = Cylinder Volume(㎤)
n = Number of cylinder
St = Storke(stroke ㎝)
Ap = Piston rod area(㎠)

- BAT-000의 고정은 볼트홀을 이용하여 견고하게 고정하여 주십시오.
  For fixing BAT-000,Use bolt holes on both ends or mounting bases.
- BAT-000 Accumulator을 이용하여 시스템을 구성할 경우 압력상승비는 위의 공식을 적용하여 주십시오.
  배관호스가 길 경우 아래공식에서 얻은 압축비보다 더 낮아지게 됩니다.

  Calculate approximate pressure build-up factor using upper formula.
  In cade of long distance hose system, the factor has under value than calculation result.

CODE	Vb	A	B	C	D	E	F	G	H
	㎤	mm							
BAT-075-1	850	350	300	400	430	50	80	75	95
BAT-075-2	1420	550	500	600	630				
BAT-075-3	2260	850	800	900	930				
BAT-095-1	1360	350	300	400	430	70	100	95	115
BAT-095-2	2270	550	500	600	630				
BAT-095-3	3630	850	800	900	930				
BAT-120-1	2040	350	300	400	430	100	130	120	140
BAT-120-2	3400	550	500	600	630				
BAT-120-3	5430	850	800	900	930				

STROKE(St) cm	N-1000		N-1500		N-2500		N-4000		N-7500	
	Vc(㎤)	Ap(㎠)	Vc(㎤)	Ap(㎠)	Vc(㎤)	Ap(㎠)	Vc(㎤)	Ap(㎠)	Vc(㎤)	Ap(㎠)
2.5	57	7.07	81	10.17	117	15.90	230	28.27	351	50.26
5.0	93		145		243		395		610	
8.0	137		214		355		591		885	
10.0	177		260		425		700		1090	
12.5	213		336		506		885		1380	
16.0	264		416		659		1088		1867	
20.0	320		506		833		1365		2155	

STROKE(St) cm	NC-750		NC-1000		NC-1500		NC-3000		NC-5000	
	Vc(㎤)	Ap(㎠)	Vc(㎤)	Ap(㎠)	Vc(㎤)	Ap(㎠)	Vc(㎤)	Ap(㎠)	Vc(㎤)	Ap(㎠)
2.5	43	4.9	62	7.07	135	10.17	175	19.6	340	33.18
4.0	60		87		168		232		427	
5.0	68		105		190		270		485	
6.5	92		130		224		365		572	
8.0	107		156		258		422		694	
10.0	127		191		302		483		856	
12.5	164		243		358		650		1085	
16.0	203		309		437		802		1361	
20.0	248		378		526		1025		1645	
25.0	301		463		629		1280		1973	
30.0	352		544		740		1535		2314	

압력제어 유니트 BCC-180 Pressure Control Unit



BCC-180 압력제어 유니트는 단독형 실린더의 압력 충진과 감압 또는 압력변경의 용도로 사용됩니다. 본 유니트로 충진할 수 있는 최대 압력은 질소용기의 90% 수준이며, 국내의 경우 약100bar 전후입니다. 이 이상의 압력으로 충진할 경우 질소가스 부스터를 사용하거나 당사 또는 대리점으로 문의 하여 주십시오.

The gas pressure in the cylinder can be controled by BCC-180 Pressure Control Unit. (Charge/Discharge/Change Pressure)
Max. Charging Pressure by BCC-180 is approximately 90% pressure of Nitrogen bottle.
In case of high pressure above nitrogen container, please use gas-booster or ask BESTEC/Agent near your area. BESTEC provide gas control service as free of charge.

충진방법 Charging

1. ②번 ④번 밸브를 잠근다.
2. ⑤번 밸브를 완전히 개방한다.
3. ①번 조인트를 질소용기에 연결한다.
4. BCC-180 유니트 ⓐ에 실린더를 연결한다.
5. 질소용기의 밸브를 천천히 연다.
6. ④번 밸브를 아주 천천히 열고 가스압력을 ③번 게이지로 확인한다.
7. 설정 압력 도달시 ④번 밸브를 잠근다.
8. ②번 밸브를 개방하여 유니트내 압력을 제거 한다.
9. 실린더를 유니트로부터 분리한다.
10. 질소용기를 잠그고 ②번 ④번 밸브를 개방한다.
11. 유니트를 질소용기와 분리한다.

주의 : 급격한 압력 변동시 로드의 급격한 돌출과 실린더 내의 충진밸브가 손상될 수 있으므로 작업시 극히 조심하십시오.

1. Close valves ② and ④.
2. Completely open valve ⑤.
3. Connect the joint ① to N_2 bottle.
4. Connect the cylinder to ⓐ of BCC-180 unit.
5. Open N_2 bottle valve slowly.
6. Open valve ④ slowly and check pressure on gage ③.
7. Close valve ④ when the pressure reach to desired point.
8. Expel the gas from unit by openning valve ②.
9. Remove the cylinder from unit.
10. Close the N_2 bottle valve and open valve ②, ④.
11. Remove the unit from N_2 bottle.

Caution : Handle with max. care to avoid damaging the charging valve and sudden protrusion.

압력변경 / 감압방법 Pressure Control / Discharge

1. ②번 ④번 밸브를 잠근다.
2. ⑤번 밸브를 완전히 개방한다.
3. BCC-180 유니트 ⓐ에 실린더를 연결한다.
4. ⑤번 밸브를 천천히 돌려 ③번 게이지에 압력이 도달하면 멈춘다.
5. ②번 밸브를 천천히 개방하여 감압시키며 설정 압력은 ③번 게이지로 확인한다.
6. 감압점에 도달시 ②번 밸브를 잠근다.
7. ⑤번 밸브를 완전히 개방한다.
8. ②번 밸브를 열어 유니트내 압력을 제거한다.
9. 실린더를 유니트에서 분리한다.

주의 : 압력 변경은 완전 감압 후 설정 압력까지 재충진하는 것을 추천합니다. 특히 작은 규격의 실린더는 1회의 압력 체크로 완전 감압될 수 있습니다.

1. Close valves ② and ④.
2. Completely open valve ⑤.
3. Connect the cylinder to ⓐ of BCC-180 unit.
4. Close valve ③ slowly, and stop when gage ⑤ indicates pressure.
5. Open valve ②, slowly and checking discharged pressure on gage ③.
6. Close valve ② when the pressure reach to desired point.
7. Open valve ⑤ completely.
8. Expel the gas from unit by openning valve ②.
9. Remove the cylinder from unit.

Caution : To pressure control, we recommend to discharge first and then charge the gas to designed point. Especially pressure checking on small cylinders may discharge completely at one try.

부스터 Booster BCB-300

놀라운 가격! 효과적인 작업! 포터블 사이즈!

Incredible Price, Effective Utility, Portable Size!

한국최초개발! 초소형,초경량 Minimized size! Maximized power!

부스터를 사용하여 안전하고 빠르게 원하는 압력의 질소가스를 편리하게 충진하실 수 있습니다.
BCB-300 nitrogen booster enables to charge the cylinders to required pressure in prompt and safe way.


● Nitrogen Inlet Coupling


● Nitrogen Outlet Coupling

● Cylinder Compression Part

● Air Inlet Coupling


● Quick Coupler Charging Unit


● Nitrogen Tank Connector

사용방법 Instructions

① 부스터를 질소가스 탱크에 연결한다.
② 차징유니트를 부스터의 차징밸브에 연결한다.
③ 부스터를 실린더에 연결한다.
④ 콤퓨레샤를 부스터에 연결한다.
⑤ 질소가스 탱크의 차징밸브를 천천히 연다.
⑥ 콤퓨레샤 밸브를 천천히 연다.
⑦ 실린더가 충진압력에 도달하면, 콤퓨레샤 밸브를 잠근 후, 차징밸브와 차징유니트를 분리한다.

① Connect the booster to nitrogen tank. (Min. 40Bar)
② Connect the charging unit to charging valve in the booster.
③ Connect the booster with cylinder.
④ Connect the compressed air to the booster. (Max. 8Bar)
⑤ Turn on the nitrogen tank and turn on the charging valve slowly.
⑥ Turn on the compressed air.
⑦ When the cylinder has reached to required charging pressure, turn off the compressed air and charging valve and disconnect the charging unit.

기술특성 Specification

콤퓨레샤 공기압력에 따른 최대 충진가능 압력(bar)
Maximum Charging Pressure According to the Compressor Air Pressure(bar)

CODE	Compressor ratio	Min. containment Pressure	Max. Nitrogen Charging Pressure
BCB-300	1:40	40bar	250bar

Compressor Air Pressure(bar)	Maximum Nitrogen Charging Pressure(bar)
6	250
4	130

※ 중량(Weight) : 18Kg / 크기(Dimension) : 180 x 220 x 440

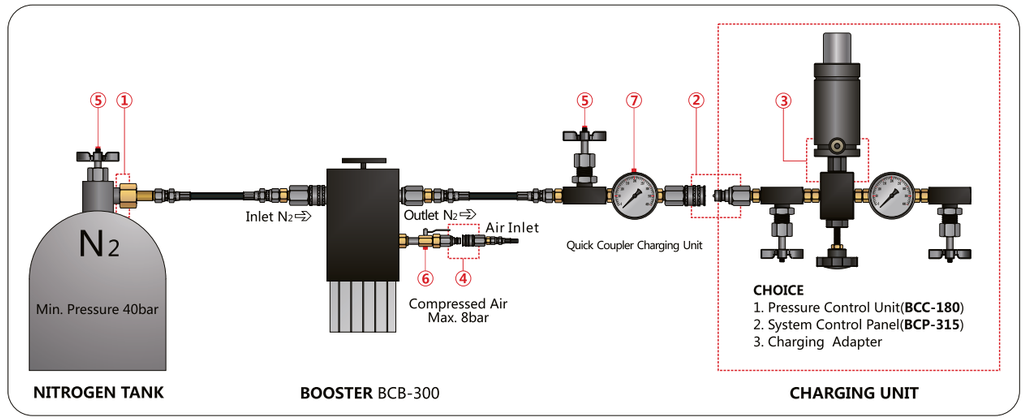

BESTEC CYLINDERS

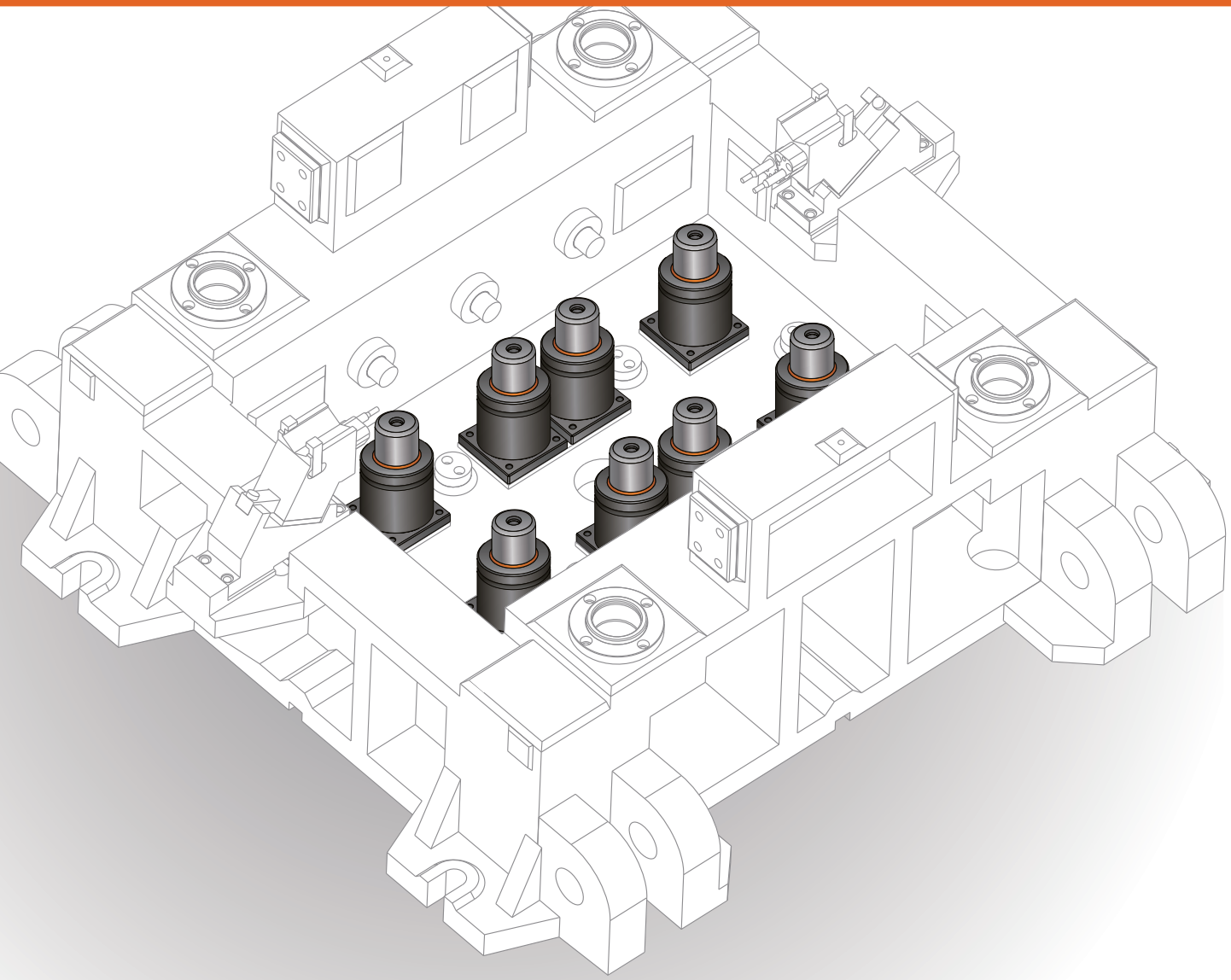

근우실업주식회사

KEUNWOO INTERNATIONAL INC

서울시 구로구 구로본동 1258 번지 중앙유통단지 라-4612

Ra-4612,Chungang Circulation Complex, Kuro, Seoul, Korea.152-721

TEL:02-2625-4757 / FAX:02-2625-4759

E-mail:kwint@chol.com / uniwell@korea.com

http://www.kwsprings.com